

11172025F1R4TCROS

Sample ID: 2512EAZ0921.4388
Strain: Trop Cherry
Matrix: Concentrates & Extracts
Type: Live Rosin
Batch#: 11172025F1R4TCROS

Collected: 12/18/2025 07:55 AM
Received: 12/18/2025
Completed: 12/22/2025
Sample Size: 11.93 g;

Harvest Date: 11/17/2025
Manufacture Date: 12/12/2025
External Lot ID#: 11172025F1R4TCROS
Production Method: Pressing

Client
The Prime Leaf
Lic. # 00000039DCVR00320237
4220 E Speedway,
Tucson, AZ, 85712



Summary

Test	Date Tested	Instr. Method	Result
Batch			Pass
Cannabinoids	12/18/2025	LC-UV VIS	Complete
Terpenes	12/18/2025	GC-MS	Complete
Pesticides	12/18/2025	LC-MS	Pass
Mycotoxins	12/22/2025	ELISA	Pass
Residual Solvents	12/18/2025	HS-GC-MS	Pass
Microbial Impurities	12/22/2025	3M Plating & qPCR	Pass
Heavy Metals	12/22/2025	ICP-MS	Pass

Cannabinoids

Method: SOPAZ_M-CANNABINOIDS

72.231 %

Total THC

0.111 %

Total CBD

76.541 %

Total Cannabinoids ^{Q3}

Analytes	LOQ	Result	Result	Q
	mg/g	%	mg/g	
THCA	0.769	81.481	814.81	
Δ9 THC	0.769	0.773	7.73	
Δ8 THC	0.769	ND	ND	
THCVA	0.769	0.596	5.96	
THCV	0.769	ND	ND	
CBDA	0.769	0.126	1.26	
CBD	0.769	ND	ND	
CBN	0.769	ND	ND	
CBGA	0.769	2.957	29.57	
CBG	0.769	0.406	4.06	
CBCA	0.769	0.771	7.71	
CBC	0.769	ND	ND	
Total THC		72.231	722.32	
Total CBD		0.111	1.11	
Total Cannabinoids		76.541	765.41	Q3
Sum of Cannabinoids		87.110	871.10	Q3

Date Tested: 12/18/2025

Total THC = THCa * 0.877 + Δ9-THC; Total CBD = CBDA * 0.877 + CBD; Total Cannabinoids = (cannabinoid acid forms * 0.877) + cannabinoids; Sum of Cannabinoids = cannabinoid acid forms + cannabinoids; LOQ = Limit of Quantitation; NT = Not Tested; ND = Not Detected Moisture Method: SOPAZ_M-MOISTURE



Kevin Nolan
Laboratory Technical Director | 12/22/2025

Firas Haddad
Laboratory Manager | 12/22/2025



11172025F1R4TCROS

Sample ID: 2512EAZ0921.4388
Strain: Trop Cherry
Matrix: Concentrates & Extracts
Type: Live Rosin
Batch#: 11172025F1R4TCROS

Collected: 12/18/2025 07:55 AM
Received: 12/18/2025
Completed: 12/22/2025
Sample Size: 11.93 g;

Harvest Date: 11/17/2025
Manufacture Date: 12/12/2025
External Lot ID#: 11172025F1R4TCROS
Production Method: Pressing

Client
The Prime Leaf
Lic. # 00000039DCVR00320237
4220 E Speedway,
Tucson, AZ, 85712

Terpenes

Method: SOPAZ_M-TERPENES

Analytes	LOQ	Result	Result	Q
	mg/g	mg/g	%	
β-Caryophyllene	0.184	19.564	1.956 <div></div>	Q3
δ-Limonene	0.184	14.534	1.453 <div></div>	Q3
Linalool	0.184	12.357	1.236 <div></div>	Q3
α-Humulene	0.184	6.805	0.680 <div></div>	Q3
β-Pinene	0.184	2.482	0.248 <div></div>	Q3
α-Bisabolol	0.919	1.868	0.187 <div></div>	Q3
α-Pinene	0.184	1.444	0.144 <div></div>	Q3
β-Myrcene	0.184	1.113	0.111 <div></div>	Q3
Camphene	0.184	0.425	0.042 <div></div>	Q3
Caryophyllene Oxide	0.919	<LOQ	<LOQ	Q3
Terpinolene	0.184	0.224	0.022 <div></div>	Q3
cis-B-ocimene	0.184	<LOQ	<LOQ	Q3
δ-3-Carene	0.184	ND	ND	Q3
α-Terpinene	0.184	ND	ND	Q3
p-Cymene	0.184	ND	ND	Q3
Eucalyptol	0.184	ND	ND	Q3
trans-B-ocimene	0.184	ND	ND	Q3
γ-Terpinene	0.184	ND	ND	Q3
Isopulegol	0.919	ND	ND	Q3
Geraniol	0.919	ND	ND	Q3
cis-Nerolidol	0.368	ND	ND	Q3
trans-Nerolidol	0.221	ND	ND	Q3
Guaiol	0.919	ND	ND	Q3
Total		60.815	6.082	Q3


Date Tested: 12/18/2025


LOQ = Limit of Quantitation; NT = Not Tested; ND = Not Detected.

Primary Aromas

 Clove	 Citrusy	 Lavender	 Hops	 Pine
--	--	---	---	---




Kevin Nolan
Laboratory Technical Director | 12/22/2025


Firas Haddad
Laboratory Manager | 12/22/2025



11172025F1R4TCROS

Sample ID: 2512EAZ0921.4388

Strain: Trop Cherry

Matrix: Concentrates & Extracts

Type: Live Rosin

Batch#: 11172025F1R4TCROS

Collected: 12/18/2025 07:55 AM

Received: 12/18/2025

Completed: 12/22/2025

Sample Size: 11.93 g;

Harvest Date: 11/17/2025

Manufacture Date: 12/12/2025

External Lot ID#: 11172025F1R4TCROS

Production Method: Pressing

Client

The Prime Leaf

Lic. # 00000039DCVR00320237

4220 E Speedway,
Tucson, AZ, 85712

Pesticides

Method: SOPAZ_M-PESTICIDES

Analytes	LOQ	Limit	Result	Status	Q	Analytes	LOQ	Limit	Result	Status	Q
	ppm	ppm	ppm				ppm	ppm	ppm		
Abamectin B1a	0.117	0.500	ND	Pass	L1	Imidacloprid	0.192	0.400	ND	Pass	
Acephate	0.192	0.400	ND	Pass		Kresoxim-methyl	0.192	0.400	ND	Pass	
Acetamiprid	0.096	0.200	ND	Pass		Malathion	0.096	0.200	ND	Pass	
Aldicarb	0.192	0.400	ND	Pass		Metalaxyl	0.096	0.200	ND	Pass	
Azoxystrobin	0.096	0.200	ND	Pass		Methiocarb	0.096	0.200	ND	Pass	
Bifenazate	0.096	0.200	ND	Pass		Methomyl	0.192	0.400	ND	Pass	
Bifenthrin	0.048	0.200	ND	Pass		Myclobutanil	0.096	0.200	ND	Pass	
Boscalid	0.192	0.400	ND	Pass		Naled	0.240	0.500	ND	Pass	
Carbaryl	0.096	0.200	ND	Pass		Oxamyl	0.481	1.000	ND	Pass	
Carbofuran	0.096	0.200	ND	Pass		Paclobutrazol	0.192	0.400	ND	Pass	
Chlorantraniliprole	0.096	0.200	ND	Pass		Permethrins	0.048	0.200	ND	Pass	
Chlorpyrifos	0.048	0.200	ND	Pass		Phosmet	0.096	0.200	ND	Pass	
Clofentezine	0.096	0.200	ND	Pass		Piperonyl Butoxide	0.481	2.000	ND	Pass	
Cypermethrin	0.481	1.000	ND	Pass		Prallethrin	0.096	0.200	ND	Pass	
Daminozide	0.481	1.000	ND	Pass		Propiconazole	0.192	0.400	ND	Pass	
Diazinon	0.096	0.200	ND	Pass		Propoxur	0.096	0.200	ND	Pass	
Dichlorvos	0.048	0.100	ND	Pass		Pyrethrins	0.438	1.000	ND	Pass	
Dimethoate	0.096	0.200	ND	Pass		Pyridaben	0.048	0.200	ND	Pass	
Ethoprophos	0.096	0.200	ND	Pass		Spinosad	0.096	0.200	ND	Pass	
Etofenprox	0.096	0.400	ND	Pass		Spiromesifen	0.096	0.200	ND	Pass	
Etoxazole	0.096	0.200	ND	Pass		Spirotetramat	0.096	0.200	ND	Pass	
Fenoxycarb	0.096	0.200	ND	Pass		Spiroxamine	0.192	0.200	ND	Pass	
Fenpyroximate	0.192	0.400	ND	Pass		Tebuconazole	0.192	0.400	ND	Pass	
Fipronil	0.192	0.400	ND	Pass		Thiacloprid	0.096	0.200	ND	Pass	
Flonicamid	0.481	1.000	ND	Pass		Thiamethoxam	0.096	0.200	ND	Pass	
Fludioxonil	0.192	0.400	ND	Pass		Trifloxystrobin	0.096	0.200	ND	Pass	
Hexythiazox	0.240	1.000	ND	Pass		Chlorfenapyr	0.481	1.000	ND	Pass	
Imazalil	0.096	0.200	ND	Pass		Cyfluthrin	0.481	1.000	ND	Pass	

Date Tested: 12/18/2025

LOQ = Limit of Quantitation; NT = Not Tested; ND = Not Detected.

Mycotoxins

Method: SOPAZ_M-MYCOTOXINS

Analytes	LOQ	Limit	Result	Status	Q
	µg/kg	µg/kg	µg/kg		
Total Aflatoxins	9.80	20.00	ND	Pass	
Ochratoxin A	9.80	20.00	ND	Pass	

Date Tested: 12/22/2025

LOQ = Limit of Quantitation; NT = Not Tested; ND = Not Detected.



Kevin Nolan
Laboratory Technical Director | 12/22/2025

Firas Haddad
Laboratory Manager | 12/22/2025



11172025F1R4TCROS

Sample ID: 2512EAZ0921.4388

Strain: Trop Cherry

Matrix: Concentrates & Extracts

Type: Live Rosin

Batch#: 11172025F1R4TCROS

Collected: 12/18/2025 07:55 AM

Received: 12/18/2025

Completed: 12/22/2025

Sample Size: 11.93 g;

Harvest Date: 11/17/2025

Manufacture Date: 12/12/2025

External Lot ID#: 11172025F1R4TCROS

Production Method: Pressing

Client

The Prime Leaf

Lic. # 00000039DCVR00320237

4220 E Speedway,
Tucson, AZ, 85712

Residual Solvents

Method: SOPAZ_M-RES_SOLVENTS

Analytes	LOD	LOQ	Limit	Result	Status	Q
	ppm	ppm	ppm	ppm		
Methanol	52.43	616.90	3000.00	ND	Pass	
Ethanol	105.14	1047.43	5000.00	ND	Pass	
Ethyl ether	98.67	1032.90	5000.00	ND	Pass	
Acetone	18.48	203.68	1000.00	ND	Pass	
2-Propanol (IPA)	102.19	997.90	5000.00	<LOQ	Pass	
Acetonitrile	23.76	93.79	410.00	ND	Pass	V1
Dichloromethane	10.38	125.05	600.00	ND	Pass	
Ethyl acetate	91.33	1025.81	5000.00	ND	Pass	
Chloroform	1.52	12.65	60.00	ND	Pass	
Benzene	0.14	0.38	2.00	ND	Pass	
Isopropyl acetate	91.00	1022.00	5000.00	ND	Pass	
Heptane	89.00	1012.43	5000.00	ND	Pass	
Toluene	17.38	176.19	890.00	ND	Pass	
Butanes	595.24	979.14	5000.00	ND	Pass	
Hexanes	34.81	59.24	290.00	ND	Pass	
Pentanes	595.24	988.57	5000.00	ND	Pass	
Xylenes	518.43	852.71	2170.00	ND	Pass	

Date Tested: 12/18/2025

LOQ = Limit of Quantitation; NT = Not Tested; ND = Not Detected.

Microbial Impurities

Method: SOPAZ_M-ECOLI

Analytes	Result	Limit	Status	Q
Escherichia coli	<10 CFU/g	100 CFU/g	Pass	


Date Tested: 12/19/2025

Method: SOPAZ_M-MICROBIALS

Analytes	Result	Limit	Status	Q
Salmonella spp	Not Detected	Not Detected in One Gram	Pass	
Aspergillus flavus	Not Detected	Not Detected in One Gram	Pass	
Aspergillus niger	Not Detected	Not Detected in One Gram	Pass	
Aspergillus fumigatus	Not Detected	Not Detected in One Gram	Pass	
Aspergillus terreus	Not Detected	Not Detected in One Gram	Pass	

Date Tested: 12/22/2025




Kevin Nolan
Laboratory Technical Director | 12/22/2025


Firas Haddad
Laboratory Manager | 12/22/2025



11172025F1R4TCROS

Sample ID: 2512EAZ0921.4388
Strain: Trop Cherry
Matrix: Concentrates & Extracts
Type: Live Rosin
Batch#: 11172025F1R4TCROS

Collected: 12/18/2025 07:55 AM
Received: 12/18/2025
Completed: 12/22/2025
Sample Size: 11.93 g;

Harvest Date: 11/17/2025
Manufacture Date: 12/12/2025
External Lot ID#: 11172025F1R4TCROS
Production Method: Pressing

Client
The Prime Leaf
Lic. # 00000039DCVR00320237
4220 E Speedway,
Tucson, AZ, 85712

Heavy Metals


Method: SOPAZ_M-HEAVYMETALS

Analytes	LOD	LOQ	Limit	Result	Status	Q
	ppm	ppm	ppm	ppm		
Arsenic	0.034	0.100	0.400	ND	Pass	
Cadmium	0.035	0.100	0.400	ND	Pass	
Mercury	0.026	0.075	0.200	ND	Pass	
Lead	0.141	0.425	1.000	ND	Pass	

Date Tested: 12/22/2025

LOQ = Limit of Quantitation; NT = Not Tested; ND = Not Detected.




Kevin Nolan
Laboratory Technical Director | 12/22/2025


Firas Haddad
Laboratory Manager | 12/22/2025



11172025F1R4TCROS

Sample ID: 2512EAZ0921.4388
Strain: Trop Cherry
Matrix: Concentrates & Extracts
Type: Live Rosin
Batch#: 11172025F1R4TCROS

Collected: 12/18/2025 07:55 AM
Received: 12/18/2025
Completed: 12/22/2025
Sample Size: 11.93 g;

Harvest Date: 11/17/2025
Manufacture Date: 12/12/2025
External Lot ID#: 11172025F1R4TCROS
Production Method: Pressing

Client
The Prime Leaf
Lic. # 00000039DCVR00320237
4220 E Speedway,
Tucson, AZ, 85712

Qualifier Legend

- B1** *The target analyte detected in the calibration blank required or the method blank is at or above the limit of quantitation, but the sample result for potency testing, is below the limit of quantitation.*
- B2** *The target analyte detected in the calibration blank required or the method blank is at or above the limit of quantitation, but the sample result when testing for pesticides, fungicides, growth regulators, mycotoxins, heavy metals, or residual solvents, is below the maximum allowable concentration.*
- D1** *The limit of quantitation and the sample results were adjusted to reflect sample dilution.*
- I1** *The relative intensity of a characteristic ion in a sample analyte exceeded the acceptance with respect to the reference spectra, indicating interference.*
- L1** *When testing for pesticides, fungicides, herbicides, growth regulators, heavy metals, or residual solvents, the percent recovery of a laboratory control sample is greater than the acceptance limits, but the sample's target analytes were not detected above the maximum allowable concentrations for the analytes in the sample.*
- M1** *The recovery from the matrix spike was high, but the recovery from the laboratory control sample was within acceptance criteria.*
- M2** *The recovery from the matrix spike was low, but the recovery from the laboratory control sample was within acceptance criteria.*
- M3** *The recovery from the matrix spike was unusable because the analyte concentration was disproportionate to the spike level, but the recovery from the laboratory control sample was within acceptance criteria.*
- M4** *The analysis of a spiked sample required a dilution such that the spike recovery calculation does not provide useful information, but the recovery from the associated laboratory control sample was within acceptance criteria.*
- M5** *The analyte concentration was determined by the method of standard addition, in which the standard is added directly to the aliquots of the analyzed sample.*
- N1** *A description of the variance is described in the final report of testing according to R9-17- 404.06(B)(3)(d)(ii)*
- Q1** *Sample integrity was not maintained.*
- Q2** *The sample is heterogeneous, and sample homogeneity could not be readily achieved using routine laboratory practices.*
- Q3** *Testing result is for informational purposes only and cannot be used to satisfy dispensary testing requirements in R9-17-317.01(A) or labeling requirements in R9-17-317.*
- R1** *The relative percent difference for the laboratory control sample and duplicate exceeded the limit, but the recovery was within acceptance criteria.*
- R2** *The relative percent difference between values obtained according to subsection N is more than 40%.*
- V1** *The recovery from initial or continuing calibration verification standards is greater than the acceptance limits, but the sample's target analytes were not detected above the maximum allowable concentrations for the analytes in the sample.*

Report Notes



Kevin Nolan
Kevin Nolan
Laboratory Technical Director | 12/22/2025

Firas Haddad
Firas Haddad
Laboratory Manager | 12/22/2025

