

04242025F2R6SVFROS

Sample ID: 2506EAZ0425.1980
Strain: San Fernando Valley OG
Matrix: Concentrates & Extracts
Type: Live Rosin
Batch#: 04242025F2R6SVFROS

Collected: 06/06/2025 12:09 PM
Received: 06/06/2025
Completed: 06/17/2025
Sample Size: 66.74 g;

Harvest Date: 04/24/2025
Manufacture Date: 06/05/2025
External Lot ID#:
Production Method: Ice/Water

Client
The Prime Leaf
Lic. # 00000039DCVR00320237
4220 E Speedway,
Tucson, AZ, 85712



Summary

Test	Date Tested	Instr. Method	Result
Batch			Pass
Cannabinoids	06/06/2025	LC-UV VIS	Complete
Terpenes	06/09/2025	GC-MS	Complete
Pesticides	06/13/2025	LC-MS	Pass
Mycotoxins	06/09/2025	ELISA	Pass
Residual Solvents	06/10/2025	HS-GC-MS	Pass
Microbial Impurities	06/10/2025	3M Plating & qPCR	Pass

Cannabinoids

Method: SOPAZ_M-CANNABINOIDS

74.707 %

Total THC

0.120 %

Total CBD

77.917 %

Total Cannabinoids ^{Q3}

Analytes	LOQ	Result	Result	Q
	mg/g	%	mg/g	
THCA	0.727	84.585	845.85	
Δ9 THC	0.727	0.526	5.26	
Δ8 THC	0.727	ND	ND	
THCVA	0.727	0.301	3.01	
THCV	0.727	ND	ND	
CBDA	0.727	0.137	1.37	
CBD	0.727	ND	ND	
CBN	0.727	ND	ND	
CBGA	0.727	2.047	20.47	
CBG	0.727	0.228	2.28	
CBCA	0.727	0.916	9.16	
CBC	0.727	ND	ND	
Total THC		74.707	747.07	
Total CBD		0.120	1.20	
Total Cannabinoids		77.917	779.17	Q3
Sum of Cannabinoids		88.740	887.40	Q3

Date Tested: 06/06/2025

Total THC = THCa * 0.877 + Δ9-THC; Total CBD = CBDA * 0.877 + CBD; Total Cannabinoids = (cannabinoid acid forms * 0.877) + cannabinoids; Sum of Cannabinoids = cannabinoid acid forms + cannabinoids; LOQ = Limit of Quantitation; NT = Not Tested; ND = Not Detected Moisture Method: SOPAZ_M-MOISTURE



Kevin Nolan
Laboratory Technical Director | 06/17/2025

Firas Haddad
Laboratory Manager | 06/17/2025



04242025F2R6SVFROS

Sample ID: 2506EAO425.1980
Strain: San Fernando Valley OG
Matrix: Concentrates & Extracts
Type: Live Rosin
Batch#: 04242025F2R6SVFROS

Collected: 06/06/2025 12:09 PM
Received: 06/06/2025
Completed: 06/17/2025
Sample Size: 66.74 g;

Harvest Date: 04/24/2025
Manufacture Date: 06/05/2025
External Lot ID#:
Production Method: Ice/Water

Client
The Prime Leaf
Lic. # 00000039DCVR00320237
4220 E Speedway,
Tucson, AZ, 85712

Terpenes






Method: SOPAZ_M-TERPENES

Analytes	LOQ	Result	Result	Q
	mg/g	mg/g	%	
δ-Limonene	0.190	21.765	2.176	Q3
β-Caryophyllene	0.190	16.462	1.646	Q3
β-Myrcene	0.190	15.125	1.513	Q3
α-Humulene	0.190	6.975	0.698	Q3
Linalool	0.190	6.249	0.625	Q3
β-Pinene	0.190	3.940	0.394	Q3
α-Pinene	0.190	2.356	0.236	Q3
α-Bisabolol	0.951	1.869	0.187	Q3
Camphene	0.190	0.699	0.070	Q3
Terpinolene	0.190	0.316	0.032	Q3
Caryophyllene Oxide	0.951	<LOQ	<LOQ	Q3
cis-B-ocimene	0.190	<LOQ	<LOQ	Q3
δ-3-Carene	0.190	ND	ND	Q3
α-Terpinene	0.190	ND	ND	Q3
p-Cymene	0.190	ND	ND	Q3
Eucalyptol	0.190	ND	ND	Q3
trans-B-ocimene	0.190	ND	ND	Q3
γ-Terpinene	0.190	ND	ND	Q3
Isopulegol	0.951	ND	ND	Q3
Geraniol	0.951	ND	ND	Q3
cis-Nerolidol	0.380	ND	ND	Q3
trans-Nerolidol	0.228	ND	ND	Q3
Guaiol	0.951	ND	ND	Q3
Total		75.756	7.576	Q3


Date Tested: 06/09/2025


LOQ = Limit of Quantitation; NT = Not Tested; ND = Not Detected.

Primary Aromas

 Citrusy	 Clove	 Musky	 Hops	 Lavender
--	--	--	---	---




Kevin Nolan
Laboratory Technical Director | 06/17/2025


Firas Haddad
Laboratory Manager | 06/17/2025



04242025F2R6SVFROS

Sample ID: 2506EAO425.1980
Strain: San Fernando Valley OG
Matrix: Concentrates & Extracts
Type: Live Rosin
Batch#: 04242025F2R6SVFROS

Collected: 06/06/2025 12:09 PM
Received: 06/06/2025
Completed: 06/17/2025
Sample Size: 66.74 g;

Harvest Date: 04/24/2025
Manufacture Date: 06/05/2025
External Lot ID#:
Production Method: Ice/Water

Client
The Prime Leaf
Lic. # 00000039DCVR00320237
4220 E Speedway,
Tucson, AZ, 85712

Pesticides

Method: SOPAZ_M-PESTICIDES

Analytes	LOQ	Limit	Result	Status	Q	Analytes	LOQ	Limit	Result	Status	Q
	ppm	ppm	ppm				ppm	ppm	ppm		
Abamectin B1a	0.111	0.500	ND	Pass		Imidacloprid	0.184	0.400	ND	Pass	
Acephate	0.184	0.400	ND	Pass		Kresoxim-methyl	0.184	0.400	ND	Pass	
Acetamiprid	0.092	0.200	ND	Pass		Malathion	0.092	0.200	ND	Pass	
Aldicarb	0.184	0.400	ND	Pass		Metalaxyl	0.092	0.200	ND	Pass	
Azoxystrobin	0.092	0.200	ND	Pass		Methiocarb	0.092	0.200	ND	Pass	
Bifenazate	0.092	0.200	ND	Pass		Methomyl	0.184	0.400	ND	Pass	
Bifenthrin	0.046	0.200	ND	Pass		Myclobutanil	0.092	0.200	ND	Pass	
Boscalid	0.184	0.400	ND	Pass		Naled	0.230	0.500	ND	Pass	
Carbaryl	0.092	0.200	ND	Pass		Oxamyl	0.460	1.000	ND	Pass	
Carbofuran	0.092	0.200	ND	Pass		Paclobutrazol	0.184	0.400	ND	Pass	
Chlorantraniliprole	0.092	0.200	ND	Pass		Permethrins	0.046	0.200	ND	Pass	
Chlorpyrifos	0.046	0.200	ND	Pass		Phosmet	0.092	0.200	ND	Pass	
Clofentezine	0.092	0.200	ND	Pass		Piperonyl Butoxide	0.460	2.000	ND	Pass	
Cypermethrin	0.460	1.000	ND	Pass		Prallethrin	0.092	0.200	ND	Pass	
Daminozide	0.460	1.000	ND	Pass		Propiconazole	0.184	0.400	ND	Pass	
Diazinon	0.092	0.200	ND	Pass		Propoxur	0.092	0.200	ND	Pass	
Dichlorvos	0.046	0.100	ND	Pass		Pyrethrins	0.418	1.000	ND	Pass	
Dimethoate	0.092	0.200	ND	Pass		Pyridaben	0.046	0.200	ND	Pass	
Ethoprophos	0.092	0.200	ND	Pass		Spinosad	0.092	0.200	ND	Pass	
Etofenprox	0.092	0.400	ND	Pass		Spiromesifen	0.092	0.200	ND	Pass	
Etoxazole	0.092	0.200	ND	Pass		Spirotetramat	0.092	0.200	ND	Pass	
Fenoxycarb	0.092	0.200	ND	Pass		Spiroxamine	0.184	0.200	ND	Pass	
Fenpyroximate	0.184	0.400	ND	Pass		Tebuconazole	0.184	0.400	ND	Pass	
Fipronil	0.184	0.400	ND	Pass		Thiacloprid	0.092	0.200	ND	Pass	
Flonicamid	0.460	1.000	ND	Pass		Thiamethoxam	0.092	0.200	ND	Pass	R1
Fludioxonil	0.184	0.400	ND	Pass		Trifloxystrobin	0.092	0.200	ND	Pass	
Hexythiazox	0.230	1.000	ND	Pass		Chlorfenapyr	0.460	1.000	ND	Pass	
Imazalil	0.092	0.200	ND	Pass		Cyfluthrin	0.460	1.000	ND	Pass	

Date Tested: 06/13/2025

LOQ = Limit of Quantitation; NT = Not Tested; ND = Not Detected.

Mycotoxins

Method: SOPAZ_M-MYCOTOXINS

Analytes	LOQ	Limit	Result	Status	Q
	µg/kg	µg/kg	µg/kg		
Total Aflatoxins	9.58	20.00	ND	Pass	
Ochratoxin A	9.58	20.00	ND	Pass	

Date Tested: 06/09/2025

LOQ = Limit of Quantitation; NT = Not Tested; ND = Not Detected.



Kevin Nolan
Laboratory Technical Director | 06/17/2025

Firas Haddad
Laboratory Manager | 06/17/2025



04242025F2R6SVFROS

Sample ID: 2506EAO425.1980

Strain: San Fernando Valley OG

Matrix: Concentrates & Extracts

Type: Live Rosin

Batch#: 04242025F2R6SVFROS

Collected: 06/06/2025 12:09 PM

Received: 06/06/2025

Completed: 06/17/2025

Sample Size: 66.74 g;

Harvest Date: 04/24/2025

Manufacture Date: 06/05/2025

External Lot ID#:

Production Method: Ice/Water

Client

The Prime Leaf

Lic. # 00000039DCVR00320237

4220 E Speedway,
Tucson, AZ, 85712

Residual Solvents

Method: SOPAZ_M-RES_SOLVENTS

Analytes	LOD	LOQ	Limit	Result	Status	Q
	ppm	ppm	ppm	ppm		
Methanol	52.43	616.90	3000.00	<LOQ	Pass	R1
Ethanol	105.14	1047.43	5000.00	ND	Pass	R1
Ethyl ether	98.67	1032.90	5000.00	ND	Pass	R1
Acetone	18.48	203.68	1000.00	ND	Pass	R1
2-Propanol (IPA)	102.19	997.90	5000.00	<LOQ	Pass	R1
Acetonitrile	23.76	93.79	410.00	ND	Pass	R1
Dichloromethane	10.38	125.05	600.00	ND	Pass	R1
Ethyl acetate	91.33	1025.81	5000.00	ND	Pass	R1
Chloroform	1.52	12.65	60.00	ND	Pass	R1
Benzene	0.14	0.38	2.00	ND	Pass	R1
Isopropyl acetate	91.00	1022.00	5000.00	ND	Pass	R1
Heptane	89.00	1012.43	5000.00	ND	Pass	R1
Toluene	17.38	176.19	890.00	ND	Pass	R1
Butanes	595.24	979.14	5000.00	ND	Pass	R1
Hexanes	34.81	59.24	290.00	ND	Pass	R1
Pentanes	595.24	988.57	5000.00	ND	Pass	R1
Xylenes	518.43	852.71	2170.00	ND	Pass	R1

Date Tested: 06/10/2025

LOQ = Limit of Quantitation; NT = Not Tested; ND = Not Detected.

Microbial Impurities

Method: SOPAZ_M-ECOLI


Analytes	Result	Limit	Status	Q
Escherichia coli	<10 CFU/g	100 CFU/g	Pass	

Date Tested: 06/09/2025

Method: SOPAZ_M-MICROBIALS

Analytes	Result	Limit	Status	Q
Salmonella spp	Not Detected	Not Detected in One Gram	Pass	
Aspergillus flavus	Not Detected	Not Detected in One Gram	Pass	
Aspergillus niger	Not Detected	Not Detected in One Gram	Pass	
Aspergillus fumigatus	Not Detected	Not Detected in One Gram	Pass	
Aspergillus terreus	Not Detected	Not Detected in One Gram	Pass	

Date Tested: 06/10/2025


Kevin Nolan
Laboratory Technical Director | 06/17/2025
Firas Haddad
Laboratory Manager | 06/17/2025

04242025F2R6SVFROS

Sample ID: 2506EAO425.1980
Strain: San Fernando Valley OG
Matrix: Concentrates & Extracts
Type: Live Rosin
Batch#: 04242025F2R6SVFROS

Collected: 06/06/2025 12:09 PM
Received: 06/06/2025
Completed: 06/17/2025
Sample Size: 66.74 g;

Harvest Date: 04/24/2025
Manufacture Date: 06/05/2025
External Lot ID#:
Production Method: Ice/Water

Client
The Prime Leaf
Lic. # 00000039DCVR00320237
4220 E Speedway,
Tucson, AZ, 85712

Qualifier Legend

- B1** *The target analyte detected in the calibration blank required or the method blank is at or above the limit of quantitation, but the sample result for potency testing, is below the limit of quantitation.*
- B2** *The target analyte detected in the calibration blank required or the method blank is at or above the limit of quantitation, but the sample result when testing for pesticides, fungicides, growth regulators, mycotoxins, heavy metals, or residual solvents, is below the maximum allowable concentration.*
- D1** *The limit of quantitation and the sample results were adjusted to reflect sample dilution.*
- I1** *The relative intensity of a characteristic ion in a sample analyte exceeded the acceptance with respect to the reference spectra, indicating interference.*
- L1** *When testing for pesticides, fungicides, herbicides, growth regulators, heavy metals, or residual solvents, the percent recovery of a laboratory control sample is greater than the acceptance limits, but the sample's target analytes were not detected above the maximum allowable concentrations for the analytes in the sample.*
- M1** *The recovery from the matrix spike was high, but the recovery from the laboratory control sample was within acceptance criteria.*
- M2** *The recovery from the matrix spike was low, but the recovery from the laboratory control sample was within acceptance criteria.*
- M3** *The recovery from the matrix spike was unusable because the analyte concentration was disproportionate to the spike level, but the recovery from the laboratory control sample was within acceptance criteria.*
- M4** *The analysis of a spiked sample required a dilution such that the spike recovery calculation does not provide useful information, but the recovery from the associated laboratory control sample was within acceptance criteria.*
- M5** *The analyte concentration was determined by the method of standard addition, in which the standard is added directly to the aliquots of the analyzed sample.*
- N1** *A description of the variance is described in the final report of testing according to R9-17- 404.06(B)(3)(d)(ii)*
- Q1** *Sample integrity was not maintained.*
- Q2** *The sample is heterogeneous, and sample homogeneity could not be readily achieved using routine laboratory practices.*
- Q3** *Testing result is for informational purposes only and cannot be used to satisfy dispensary testing requirements in R9-17-317.01(A) or labeling requirements in R9-17-317.*
- R1** *The relative percent difference for the laboratory control sample and duplicate exceeded the limit, but the recovery was within acceptance criteria.*
- R2** *The relative percent difference for a sample and duplicate exceeded the limit.*
- V1** *The recovery from initial or continuing calibration verification standards is greater than the acceptance limits, but the sample's target analytes were not detected above the maximum allowable concentrations for the analytes in the sample.*

Report Notes



Kevin Nolan
Kevin Nolan
Laboratory Technical Director | 06/17/2025

Firas Haddad
Firas Haddad
Laboratory Manager | 06/17/2025





Certificate of Analysis

Pages 1 of 1

PASSED



Harvest/Lot ID: 04242025F2R6SVFROS
Batch #: 04242025F2R6SVFROS
Harvest Date: 06/13/25
Manufacturing Date: 06/13/25
Production Method: Other
Total Amount: 2 gram
Retail Product Size: 2 gram

Lab ID: TE50613004-004
Ordered: 06/13/25
Sampled Date: 06/13/25
Sample Collection Time: 09:15 AM
Sample Size: 3.55 gram
Completed: 06/17/25

Encore Labs AZ

16624 N 90th St, Suite 101
Scottsdale, AZ, 85260, US

SAFETY RESULTS

MISC.

Pesticide	Heavy Metals	Microbial	Mycotoxins	Solvents	Filtration/Foreign Material	Water Activity	Moisture Content	Vitamin E	Terpenes
NOT TESTED	PASSED	NOT TESTED	NOT TESTED	NOT TESTED	NOT TESTED	NOT TESTED	NOT TESTED	NOT TESTED	NOT TESTED

	Heavy Metals	PASSED
--	---------------------	---------------

ANALYTES	UNIT	LOD	LOQ	LIMIT	PASS/FAIL	RESULT	QUALIFIER
ARSENIC	ppm	0.066	0.2	0.4	PASS	ND	
CADMIUM	ppm	0.066	0.2	0.4	PASS	ND	
LEAD	ppm	0.166	0.5	1	PASS	ND	
MERCURY	ppm	0.0333	0.1	0.2	PASS	ND	

Analyzed by:
398, 547, 603

Weight:
0.1967g

Extraction date:
06/13/25 13:13:43

Extracted by:
445,398

Analysis Method : SOP.T.30.500, SOP.T.30.084.AZ, SOP.T.40.084.AZ

Analytical Batch : TE009378HEA

Instrument Used : TE-141 "Wolfgang", TE-153 "Bill", TE-260 "Ludwig"

Analyzed Date : 06/13/25 16:09:13

Batch Date : 06/12/25 15:18:38

Dilution : 50

Reagent : 122624.25; 060425.R22; 061325.R08; 061325.R01; 010325.05; 051925.02; 100121.01

Consumables : H109203-1; 031425CH01; 220321-306-D; 1009944912; GD240003

Pipette : TE-063 SN:20C50490 (20-200uL); TE-110 SN:20B18338 (100-1000uL); TE-169 SN: 20B16352 (Nitric Acid)

Heavy Metals screening is performed using ICP-MS (Inductively Coupled Plasma - Mass Spectrometer) which can screen down to below single digit ppb concentrations for regulated heavy metals. (Methods: SOP.T.30.500 for sample homogenization, SOP.T.30.084.AZ for sample prep by microwave digestion, and SOP.T.40.084.AZ for analysis by ThermoScientific iCAP RQ ICP-MS).

CONFIDENT CANNABIS QR

* Confident Cannabis sample ID: 2506KLAZ0781.3197



This Kaycha Labs Certification shall not be reproduced, unless in its entirety, without written approval from Kaycha Labs. The results relate only to the material or product analyzed. ND=Not Detected, ppm=Parts Per Million, ppb=Parts Per Billion, RSD=Relative Standard Deviation. Limit of Detection (LOD) and Limit Of Quantitation (LOQ) are terms used to describe the smallest concentration that can be detected and reliably measured by an analytical procedure, respectively. Action Levels are State-determined thresholds based on the action limits published in Table 3.1 of 9 A.A.C. 17 and 9 A.A.C. 18. The Measurement of Uncertainty (MU) error is available from the lab upon request. The "Decision Rule" for pass/fail does not include the MU. Any calculated totals may contain rounding errors. Testing results were obtained according to requirements stated in QMS.100.010.AZ Quality Manual.

Madison Levy

Lab Director

State License #
00000024LCMD66604568
ISO 17025 Accreditation #
97164

Signature
06/17/25