

05042025F2R2DERROS

Sample ID: 2506EAO425.1979
Strain: Derby
Matrix: Concentrates & Extracts
Type: Live Rosin
Batch#: 05042025F2R2DERROS

Collected: 06/06/2025 12:09 PM
Received: 06/06/2025
Completed: 06/17/2025
Sample Size: 66.72 g;

Harvest Date: 05/04/2025
Manufacture Date: 06/05/2025
External Lot ID#:
Production Method: Ice/Water

Client
The Prime Leaf
Lic. # 00000039DCVR00320237
4220 E Speedway,
Tucson, AZ, 85712



Summary

Test	Date Tested	Instr. Method	Result
Batch			Pass
Cannabinoids	06/06/2025	LC-UV VIS	Complete
Terpenes	06/09/2025	GC-MS	Complete
Pesticides	06/13/2025	LC-MS	Pass
Mycotoxins	06/09/2025	ELISA	Pass
Residual Solvents	06/10/2025	HS-GC-MS	Pass
Microbial Impurities	06/10/2025	3M Plating & qPCR	Pass

Cannabinoids

Method: SOPAZ_M-CANNABINOIDS

75.369 %

Total THC

0.109 %

Total CBD

79.539 %

Total Cannabinoids ^{Q3}

Analytes	LOQ	Result	Result	Q
	mg/g	%	mg/g	
THCA	0.741	85.097	850.97	
Δ9 THC	0.741	0.739	7.39	
Δ8 THC	0.741	ND	ND	
THCVA	0.741	0.325	3.25	
THCV	0.741	ND	ND	
CBDA	0.741	0.125	1.25	
CBD	0.741	ND	ND	
CBN	0.741	ND	ND	
CBGA	0.741	3.065	30.65	
CBG	0.741	0.402	4.02	
CBCA	0.741	0.783	7.83	
CBC	0.741	ND	ND	
Total THC		75.369	753.69	
Total CBD		0.109	1.09	
Total Cannabinoids		79.539	795.39	Q3
Sum of Cannabinoids		90.535	905.35	Q3

Date Tested: 06/06/2025

Total THC = THCa * 0.877 + Δ9-THC; Total CBD = CBDA * 0.877 + CBD; Total Cannabinoids = (cannabinoid acid forms * 0.877) + cannabinoids; Sum of Cannabinoids = cannabinoid acid forms + cannabinoids; LOQ = Limit of Quantitation; NT = Not Tested; ND = Not Detected Moisture Method: SOPAZ_M-MOISTURE



Kevin Nolan
Laboratory Technical Director | 06/17/2025

Firas Haddad
Laboratory Manager | 06/17/2025



05042025F2R2DERROS

Sample ID: 2506EAZ0425.1979
Strain: Derby
Matrix: Concentrates & Extracts
Type: Live Rosin
Batch#: 05042025F2R2DERROS

Collected: 06/06/2025 12:09 PM
Received: 06/06/2025
Completed: 06/17/2025
Sample Size: 66.72 g;

Harvest Date: 05/04/2025
Manufacture Date: 06/05/2025
External Lot ID#:
Production Method: Ice/Water

Client
The Prime Leaf
Lic. # 00000039DCVR00320237
4220 E Speedway,
Tucson, AZ, 85712

Terpenes

Method: SOPAZ_M-TERPENES

Analytes	LOQ	Result	Result	Q
	mg/g	mg/g	%	
β-Myrcene	0.193	27.860	2.786	Q3
β-Caryophyllene	0.193	8.921	0.892	Q3
Linalool	0.193	6.749	0.675	Q3
δ-Limonene	0.193	4.842	0.484	Q3
Guaiol	0.965	4.423	0.442	Q3
α-Humulene	0.193	2.870	0.287	Q3
α-Bisabolol	0.965	1.503	0.150	Q3
β-Pinene	0.193	1.377	0.138	Q3
trans-B-ocimene	0.193	1.242	0.124	Q3
α-Pinene	0.193	0.849	0.085	Q3
Caryophyllene Oxide	0.965	<LOQ	<LOQ	Q3
Camphene	0.193	0.215	0.022	Q3
Terpinolene	0.193	<LOQ	<LOQ	Q3
δ-3-Carene	0.193	ND	ND	Q3
α-Terpinene	0.193	ND	ND	Q3
p-Cymene	0.193	ND	ND	Q3
Eucalyptol	0.193	ND	ND	Q3
cis-B-ocimene	0.193	ND	ND	Q3
γ-Terpinene	0.193	ND	ND	Q3
Isopulegol	0.965	ND	ND	Q3
Geraniol	0.965	ND	ND	Q3
cis-Nerolidol	0.386	ND	ND	Q3
trans-Nerolidol	0.232	ND	ND	Q3
Total		60.850	6.085	Q3

Date Tested: 06/09/2025

LOQ = Limit of Quantitation; NT = Not Tested; ND = Not Detected.

Primary Aromas

 Musky	 Clove	 Lavender	 Citrusy	 Wood
--	--	---	--	---



Kevin Nolan
Laboratory Technical Director | 06/17/2025

Firas Haddad
Laboratory Manager | 06/17/2025



05042025F2R2DERROS

Sample ID: 2506EAZ0425.1979

Strain: Derby

Matrix: Concentrates & Extracts

Type: Live Rosin

Batch#: 05042025F2R2DERROS

Collected: 06/06/2025 12:09 PM

Received: 06/06/2025

Completed: 06/17/2025

Sample Size: 66.72 g;

Harvest Date: 05/04/2025

Manufacture Date: 06/05/2025

External Lot ID#:

Production Method: Ice/Water

Client

The Prime Leaf

Lic. # 00000039DCVR00320237

4220 E Speedway,
Tucson, AZ, 85712

Pesticides

Method: SOPAZ_M-PESTICIDES

Analytes	LOQ	Limit	Result	Status	Q	Analytes	LOQ	Limit	Result	Status	Q
	ppm	ppm	ppm				ppm	ppm	ppm		
Abamectin B1a	0.121	0.500	ND	Pass		Imidacloprid	0.199	0.400	ND	Pass	
Acephate	0.199	0.400	ND	Pass		Kresoxim-methyl	0.199	0.400	ND	Pass	
Acetamiprid	0.100	0.200	ND	Pass		Malathion	0.100	0.200	ND	Pass	
Aldicarb	0.199	0.400	ND	Pass		Metalaxyl	0.100	0.200	ND	Pass	
Azoxystrobin	0.100	0.200	ND	Pass		Methiocarb	0.100	0.200	ND	Pass	
Bifenazate	0.100	0.200	ND	Pass		Methomyl	0.199	0.400	ND	Pass	
Bifenthrin	0.050	0.200	ND	Pass		Myclobutanil	0.100	0.200	ND	Pass	
Boscalid	0.199	0.400	ND	Pass		Naled	0.249	0.500	ND	Pass	
Carbaryl	0.100	0.200	ND	Pass		Oxamyl	0.498	1.000	ND	Pass	
Carbofuran	0.100	0.200	ND	Pass		Paclobutrazol	0.199	0.400	ND	Pass	
Chlorantraniliprole	0.100	0.200	ND	Pass		Permethrins	0.050	0.200	ND	Pass	
Chlorpyrifos	0.050	0.200	ND	Pass		Phosmet	0.100	0.200	ND	Pass	
Clofentezine	0.100	0.200	ND	Pass		Piperonyl Butoxide	0.498	2.000	ND	Pass	
Cypermethrin	0.498	1.000	ND	Pass		Prallethrin	0.100	0.200	ND	Pass	
Daminozide	0.498	1.000	ND	Pass		Propiconazole	0.199	0.400	ND	Pass	
Diazinon	0.100	0.200	ND	Pass		Propoxur	0.100	0.200	ND	Pass	
Dichlorvos	0.050	0.100	ND	Pass		Pyrethrins	0.453	1.000	ND	Pass	
Dimethoate	0.100	0.200	ND	Pass		Pyridaben	0.050	0.200	ND	Pass	
Ethoprophos	0.100	0.200	ND	Pass		Spinosad	0.100	0.200	ND	Pass	
Etofenprox	0.100	0.400	ND	Pass		Spiromesifen	0.100	0.200	ND	Pass	
Etoxazole	0.100	0.200	ND	Pass		Spirotetramat	0.100	0.200	ND	Pass	
Fenoxycarb	0.100	0.200	ND	Pass		Spiroxamine	0.199	0.200	ND	Pass	
Fenpyroximate	0.199	0.400	ND	Pass		Tebuconazole	0.199	0.400	ND	Pass	
Fipronil	0.199	0.400	ND	Pass		Thiacloprid	0.100	0.200	ND	Pass	
Flonicamid	0.498	1.000	ND	Pass		Thiamethoxam	0.100	0.200	ND	Pass	R1
Fludioxonil	0.199	0.400	ND	Pass		Trifloxystrobin	0.100	0.200	ND	Pass	
Hexythiazox	0.249	1.000	ND	Pass		Chlorfenapyr	0.498	1.000	ND	Pass	
Imazalil	0.100	0.200	ND	Pass		Cyfluthrin	0.498	1.000	ND	Pass	

Date Tested: 06/13/2025

LOQ = Limit of Quantitation; NT = Not Tested; ND = Not Detected.

Mycotoxins

Method: SOPAZ_M-MYCOTOXINS

Analytes	LOQ	Limit	Result	Status	Q
	µg/kg	µg/kg	µg/kg		
Total Aflatoxins	9.23	20.00	ND	Pass	
Ochratoxin A	9.23	20.00	ND	Pass	

Date Tested: 06/09/2025

LOQ = Limit of Quantitation; NT = Not Tested; ND = Not Detected.

Kevin Nolan
Laboratory Technical Director | 06/17/2025Firas Haddad
Laboratory Manager | 06/17/2025

05042025F2R2DERROS

Sample ID: 2506EAZ0425.1979

Strain: Derby

Matrix: Concentrates & Extracts

Type: Live Rosin

Batch#: 05042025F2R2DERROS

Collected: 06/06/2025 12:09 PM

Received: 06/06/2025

Completed: 06/17/2025

Sample Size: 66.72 g;

Harvest Date: 05/04/2025

Manufacture Date: 06/05/2025

External Lot ID#:

Production Method: Ice/Water

Client

The Prime Leaf

Lic. # 00000039DCVR00320237

4220 E Speedway,
Tucson, AZ, 85712

Residual Solvents

Method: SOPAZ_M-RES_SOLVENTS

Analytes	LOD	LOQ	Limit	Result	Status	Q
	ppm	ppm	ppm	ppm		
Methanol	51.45	605.37	3000.00	<LOQ	Pass	R1
Ethanol	103.18	1027.85	5000.00	ND	Pass	R1
Ethyl ether	96.82	1013.60	5000.00	ND	Pass	R1
Acetone	18.13	199.87	1000.00	ND	Pass	R1
2-Propanol (IPA)	100.28	979.25	5000.00	<LOQ	Pass	R1
Acetonitrile	23.32	92.04	410.00	ND	Pass	R1
Dichloromethane	10.19	122.71	600.00	ND	Pass	R1
Ethyl acetate	89.63	1006.64	5000.00	ND	Pass	R1
Chloroform	1.50	12.41	60.00	ND	Pass	R1
Benzene	0.14	0.37	2.00	ND	Pass	R1
Isopropyl acetate	89.30	1002.90	5000.00	ND	Pass	R1
Heptane	87.34	993.50	5000.00	ND	Pass	R1
Toluene	17.06	172.90	890.00	ND	Pass	R1
Butanes	584.11	960.84	5000.00	ND	Pass	R1
Hexanes	34.16	58.13	290.00	ND	Pass	R1
Pentanes	584.11	970.09	5000.00	ND	Pass	R1
Xylenes	508.74	836.78	2170.00	ND	Pass	R1

Date Tested: 06/10/2025

LOQ = Limit of Quantitation; NT = Not Tested; ND = Not Detected.

Microbial Impurities

Method: SOPAZ_M-ECOLI


Analytes	Result	Limit	Status	Q
Escherichia coli	<10 CFU/g	100 CFU/g	Pass	

Date Tested: 06/09/2025

Method: SOPAZ_M-MICROBIALS

Analytes	Result	Limit	Status	Q
Salmonella spp	Not Detected	Not Detected in One Gram	Pass	
Aspergillus flavus	Not Detected	Not Detected in One Gram	Pass	
Aspergillus niger	Not Detected	Not Detected in One Gram	Pass	
Aspergillus fumigatus	Not Detected	Not Detected in One Gram	Pass	
Aspergillus terreus	Not Detected	Not Detected in One Gram	Pass	

Date Tested: 06/10/2025


Kevin Nolan
Laboratory Technical Director | 06/17/2025
Firas Haddad
Laboratory Manager | 06/17/2025

05042025F2R2DERROS

Sample ID: 2506EAZ0425.1979

Strain: Derby

Matrix: Concentrates & Extracts

Type: Live Rosin

Batch#: 05042025F2R2DERROS

Collected: 06/06/2025 12:09 PM

Received: 06/06/2025

Completed: 06/17/2025

Sample Size: 66.72 g;

Harvest Date: 05/04/2025

Manufacture Date: 06/05/2025

External Lot ID#:

Production Method: Ice/Water

Client

The Prime Leaf

Lic. # 00000039DCVR00320237

4220 E Speedway,


Tucson, AZ, 85712

Qualifier Legend

- B1** The target analyte detected in the calibration blank required or the method blank is at or above the limit of quantitation, but the sample result for potency testing, is below the limit of quantitation.
- B2** The target analyte detected in the calibration blank required or the method blank is at or above the limit of quantitation, but the sample result when testing for pesticides, fungicides, growth regulators, mycotoxins, heavy metals, or residual solvents, is below the maximum allowable concentration.
- D1** The limit of quantitation and the sample results were adjusted to reflect sample dilution.
- I1** The relative intensity of a characteristic ion in a sample analyte exceeded the acceptance with respect to the reference spectra, indicating interference.
- L1** When testing for pesticides, fungicides, herbicides, growth regulators, heavy metals, or residual solvents, the percent recovery of a laboratory control sample is greater than the acceptance limits, but the sample's target analytes were not detected above the maximum allowable concentrations for the analytes in the sample.
- M1** The recovery from the matrix spike was high, but the recovery from the laboratory control sample was within acceptance criteria.
- M2** The recovery from the matrix spike was low, but the recovery from the laboratory control sample was within acceptance criteria.
- M3** The recovery from the matrix spike was unusable because the analyte concentration was disproportionate to the spike level, but the recovery from the laboratory control sample was within acceptance criteria.
- M4** The analysis of a spiked sample required a dilution such that the spike recovery calculation does not provide useful information, but the recovery from the associated laboratory control sample was within acceptance criteria.
- M5** The analyte concentration was determined by the method of standard addition, in which the standard is added directly to the aliquots of the analyzed sample.
- N1** A description of the variance is described in the final report of testing according to R9-17- 404.06(B)(3)(d)(ii)
- Q1** Sample integrity was not maintained.
- Q2** The sample is heterogeneous, and sample homogeneity could not be readily achieved using routine laboratory practices.
- Q3** Testing result is for informational purposes only and cannot be used to satisfy dispensary testing requirements in R9-17-317.01(A) or labeling requirements in R9-17-317.
- R1** The relative percent difference for the laboratory control sample and duplicate exceeded the limit, but the recovery was within acceptance criteria.
- R2** The relative percent difference for a sample and duplicate exceeded the limit.
- V1** The recovery from initial or continuing calibration verification standards is greater than the acceptance limits, but the sample's target analytes were not detected above the maximum allowable concentrations for the analytes in the sample.

Report Notes




Kevin Nolan
Laboratory Technical Director | 06/17/2025


Firas Haddad
Laboratory Manager | 06/17/2025






Certificate of Analysis

Pages 1 of 1

PASSED



Harvest/Lot ID: 05042025F2R2DERROS
Batch #: 05042025F2R2DERROS
Harvest Date: 06/13/25
Manufacturing Date: 06/13/25
Production Method: Other
Total Amount: 2 gram
Retail Product Size: 2 gram

Lab ID: TE50613004-003
Ordered: 06/13/25
Sampled Date: 06/13/25
Sample Collection Time: 09:15 AM
Sample Size: 3.20 gram
Completed: 06/17/25

Encore Labs AZ

16624 N 90th St, Suite 101
Scottsdale, AZ, 85260, US

SAFETY RESULTS

MISC.

Pesticide	Heavy Metals	Microbial	Mycotoxins	Solvents	Filtration	Water Activity	Moisture	Vitamin E	Terpenes
NOT TESTED	PASSED	NOT TESTED	NOT TESTED	NOT TESTED	NOT TESTED	NOT TESTED	NOT TESTED	NOT TESTED	NOT TESTED

	Heavy Metals	PASSED
--	---------------------	---------------

ANALYTES	UNIT	LOD	LOQ	LIMIT	PASS/FAIL	RESULT	QUALIFIER
ARSENIC	ppm	0.066	0.2	0.4	PASS	ND	
CADMIUM	ppm	0.066	0.2	0.4	PASS	ND	
LEAD	ppm	0.166	0.5	1	PASS	ND	
MERCURY	ppm	0.0333	0.1	0.2	PASS	ND	

Analyzed by:
398, 547, 603

Weight:
0.2119g

Extraction date:
06/13/25 13:13:42

Extracted by:
445,398

Analysis Method : SOP.T.30.500, SOP.T.30.084.AZ, SOP.T.40.084.AZ

Analytical Batch : TE009378HEA

Instrument Used : TE-141 "Wolfgang", TE-153 "Bill", TE-260 "Ludwig"

Analyzed Date : 06/13/25 16:09:11

Batch Date : 06/12/25 15:18:38

Dilution : 50

Reagent : 122624.25; 060425.R22; 061325.R08; 061325.R01; 010325.05; 051925.02; 100121.01

Consumables : H109203-1; 031425CH01; 220321-306-D; 1009944912; GD240003

Pipette : TE-063 SN:20C50490 (20-200uL); TE-110 SN:20B18338 (100-1000uL); TE-169 SN: 20B16352 (Nitric Acid)

Heavy Metals screening is performed using ICP-MS (Inductively Coupled Plasma - Mass Spectrometer) which can screen down to below single digit ppb concentrations for regulated heavy metals. (Methods: SOP.T.30.500 for sample homogenization, SOP.T.30.084.AZ for sample prep by microwave digestion, and SOP.T.40.084.AZ for analysis by ThermoScientific iCAP RQ ICP-MS).

CONFIDENT CANNABIS QR

* Confident Cannabis sample ID: 2506KLAZ0781.3196



This Kaycha Labs Certification shall not be reproduced, unless in its entirety, without written approval from Kaycha Labs. The results relate only to the material or product analyzed. ND=Not Detected, ppm=Parts Per Million, ppb=Parts Per Billion, RSD=Relative Standard Deviation. Limit of Detection (LOD) and Limit Of Quantitation (LOQ) are terms used to describe the smallest concentration that can be detected and reliably measured by an analytical procedure, respectively. Action Levels are State-determined thresholds based on the action limits published in Table 3.1 of 9 A.A.C. 17 and 9 A.A.C. 18. The Measurement of Uncertainty (MU) error is available from the lab upon request. The "Decision Rule" for pass/fail does not include the MU. Any calculated totals may contain rounding errors. Testing results were obtained according to requirements stated in QMS.100.010.AZ Quality Manual.

Madison Levy

Lab Director

State License #
00000024LCMD66604568
ISO 17025 Accreditation #
97164

Madison Levy

Signature
06/17/25