


Space Dust - Berry Fire

Sample ID: 2503EAO197.0913
Strain: Berry Fire
Matrix: Concentrates & Extracts
Type: Diamonds
Batch#: 32025-5

Collected: 03/21/2025
Received: 03/21/2025
Completed: 03/26/2025 07:45 PM
Sample Size: 14.0 g;

Harvest Date: 07/20/2024
Manufacture Date: 03/20/2025
External Lot ID#:
Production Method: CO2

Client
SROAZ LLC
Lic. # 00000109ESVM44878444
125 S Rockford,
Tempe, AZ, 85281



Summary

Test	Date Tested	Instr. Method	Result
Batch			Pass
Cannabinoids	03/24/2025	LC-UV VIS	Complete
Pesticides	03/24/2025	LC-MS	Pass
Mycotoxins	03/25/2025	ELISA	Pass
Residual Solvents	03/25/2025	HS-GC-MS	Pass
Microbial Impurities	03/25/2025	3M Plating & qPCR	Pass
Heavy Metals	03/24/2025	ICP-MS	Pass

Cannabinoids

Method: SOPAZ_M-CANNABINOIDS

89.776 %

Total THC

ND

Total CBD

90.005 %

Total Cannabinoids

Analytes	LOQ	Result	Result	Q
	mg/g	%	mg/g	
THCA	0.800	>99	>999	
Δ9 THC	0.800	0.348	3.48	
Δ8 THC	0.800	ND	ND	
THCVA	0.800	0.260	2.60	
THCV	0.800	ND	ND	
CBDA	0.800	ND	ND	
CBD	0.800	ND	ND	
CBN	0.800	ND	ND	
CBGA	0.800	<LOQ	<LOQ	
CBG	0.800	ND	ND	
CBCA	0.800	ND	ND	
CBC	0.800	ND	ND	
Total THC		89.776	897.76	
Total CBD		ND	ND	
Total Cannabinoids		90.005	900.05	Q3
Sum of Cannabinoids		>99	>999	Q3

Total THC = THCa * 0.877 + Δ9-THC; Total CBD = CBDA * 0.877 + CBD; Total Cannabinoids = (cannabinoid acid forms * 0.877) + cannabinoids; Sum of Cannabinoids = cannabinoid acid forms + cannabinoids; LOQ = Limit of Quantitation; NT = Not Tested; ND = Not Detected Moisture Method: SOPAZ_M-MOISTURE



Kevin Nolan
Laboratory Technical Director | 03/26/2025

Firas Haddad
Laboratory Manager | 03/26/2025



Space Dust - Berry Fire

Sample ID: 2503EAO197.0913

Strain: Berry Fire

Matrix: Concentrates & Extracts

Type: Diamonds

Batch#: 32025-5

Collected: 03/21/2025

Received: 03/21/2025

Completed: 03/26/2025 07:45 PM

Sample Size: 14.0 g;

Harvest Date: 07/20/2024

Manufacture Date: 03/20/2025

External Lot ID#:

Production Method: CO2

Client

SROAZ LLC

Lic. # 00000109ESVM44878444

125 S Rockford,

Tempe, AZ, 85281

Pesticides

Method: SOPAZ_M-PESTICIDES

Analytes	LOQ	Limit	Result	Status	Q	Analytes	LOQ	Limit	Result	Status	Q
	ppm	ppm	ppm				ppm	ppm	ppm		
Abamectin B1a	0.117	0.500	ND	Pass		Imidacloprid	0.193	0.400	ND	Pass	
Acephate	0.193	0.400	ND	Pass		Kresoxim-methyl	0.193	0.400	ND	Pass	
Acetamiprid	0.097	0.200	ND	Pass		Malathion	0.097	0.200	ND	Pass	
Aldicarb	0.193	0.400	ND	Pass		Metalaxyl	0.097	0.200	ND	Pass	
Azoxystrobin	0.097	0.200	ND	Pass		Methiocarb	0.097	0.200	ND	Pass	
Bifenazate	0.097	0.200	ND	Pass		Methomyl	0.193	0.400	ND	Pass	
Bifenthrin	0.048	0.200	ND	Pass		Myclobutanil	0.097	0.200	ND	Pass	
Boscalid	0.193	0.400	ND	Pass		Naled	0.242	0.500	ND	Pass	
Carbaryl	0.097	0.200	ND	Pass	R1	Oxamyl	0.484	1.000	ND	Pass	
Carbofuran	0.097	0.200	ND	Pass		Paclobutrazol	0.193	0.400	ND	Pass	
Chlorantraniliprole	0.097	0.200	ND	Pass		Permethrins	0.048	0.200	ND	Pass	
Chlorpyrifos	0.048	0.200	ND	Pass		Phosmet	0.097	0.200	ND	Pass	
Clofentezine	0.097	0.200	ND	Pass		Piperonyl Butoxide	0.484	2.000	ND	Pass	
Cypermethrin	0.484	1.000	ND	Pass		Prallethrin	0.097	0.200	ND	Pass	
Daminozide	0.484	1.000	ND	Pass		Propiconazole	0.193	0.400	ND	Pass	
Diazinon	0.097	0.200	ND	Pass		Propoxur	0.097	0.200	ND	Pass	
Dichlorvos	0.048	0.100	ND	Pass		Pyrethrins	0.440	1.000	ND	Pass	
Dimethoate	0.097	0.200	ND	Pass		Pyridaben	0.048	0.200	ND	Pass	
Ethoprophos	0.097	0.200	ND	Pass		Spinosad	0.097	0.200	ND	Pass	
Etofenprox	0.097	0.400	ND	Pass		Spiromesifen	0.097	0.200	ND	Pass	
Etioazole	0.097	0.200	ND	Pass		Spirotetramat	0.097	0.200	ND	Pass	
Fenoxycarb	0.097	0.200	ND	Pass		Spiroxamine	0.193	0.200	ND	Pass	
Fenpyroximate	0.193	0.400	ND	Pass		Tebuconazole	0.193	0.400	ND	Pass	
Fipronil	0.193	0.400	ND	Pass		Thiacloprid	0.097	0.200	ND	Pass	
Flonicamid	0.484	1.000	ND	Pass		Thiamethoxam	0.097	0.200	ND	Pass	
Fludioxonil	0.193	0.400	ND	Pass		Trifloxystrobin	0.097	0.200	ND	Pass	
Hexythiazox	0.242	1.000	ND	Pass		Chlorfenapyr	0.484	1.000	ND	Pass	V1
Imazalil	0.097	0.200	ND	Pass		Cyfluthrin	0.484	1.000	ND	Pass	

Date Tested: 03/24/2025

LOQ = Limit of Quantitation; NT = Not Tested; ND = Not Detected.

Mycotoxins

Method: SOPAZ_M-MYCOTOXINS

Analytes	LOQ	Limit	Result	Status	Q
	µg/kg	µg/kg	µg/kg		
Total Aflatoxins	9.92	20.00	ND	Pass	
Ochratoxin A	9.92	20.00	ND	Pass	

Date Tested: 03/25/2025

LOQ = Limit of Quantitation; NT = Not Tested; ND = Not Detected.



Kevin Nolan
Kevin Nolan
Laboratory Technical Director | 03/26/2025

Firas Haddad
Firas Haddad
Laboratory Manager | 03/26/2025



Space Dust - Berry Fire

Sample ID: 2503EAZ0197.0913

Strain: Berry Fire

Matrix: Concentrates & Extracts

Type: Diamonds

Batch#: 32025-5

Collected: 03/21/2025

Received: 03/21/2025

Completed: 03/26/2025 07:45 PM

Sample Size: 14.0 g;

Harvest Date: 07/20/2024

Manufacture Date: 03/20/2025

External Lot ID#:

Production Method: CO2

Client

SROAZ LLC

Lic. # 00000109ESVM44878444

125 S Rockford,
Tempe, AZ, 85281

Residual Solvents

Method: SOPAZ_M-RES_SOLVENTS

Analytes	LOD	LOQ	Limit	Result	Status	Q
	ppm	ppm	ppm	ppm		
Methanol	53.97	635.05	3000.00	ND	Pass	
Ethanol	108.23	1078.24	5000.00	ND	Pass	
Ethyl ether	101.57	1063.28	5000.00	ND	Pass	
Acetone	19.02	209.67	1000.00	ND	Pass	
2-Propanol (IPA)	105.20	1027.25	5000.00	ND	Pass	
Acetonitrile	24.46	96.55	410.00	ND	Pass	V1
Dichloromethane	10.69	128.72	600.00	ND	Pass	
Ethyl acetate	94.02	1055.98	5000.00	ND	Pass	
Chloroform	1.57	13.02	60.00	ND	Pass	
Benzene	0.15	0.39	2.00	ND	Pass	
Isopropyl acetate	93.68	1052.06	5000.00	ND	Pass	
Heptane	91.62	1042.21	5000.00	ND	Pass	
Toluene	17.89	181.37	890.00	ND	Pass	
Butanes	612.75	1007.94	5000.00	ND	Pass	
Hexanes	35.83	60.98	290.00	ND	Pass	
Pentanes	612.75	1017.65	5000.00	ND	Pass	
Xylenes	533.68	877.79	2170.00	ND	Pass	

Date Tested: 03/25/2025

LOQ = Limit of Quantitation; NT = Not Tested; ND = Not Detected.

Microbial Impurities

Method: SOPAZ_M-ECOLI


Analytes	Result	Limit	Status	Q
Escherichia coli	0	100 CFU/g	Pass	

Date Tested: 03/25/2025

Method: SOPAZ_M-MICROBIALS

Analytes	Result	Limit	Status	Q
Salmonella spp	Not Detected	Not Detected in One Gram	Pass	
Aspergillus flavus	Not Detected	Not Detected in One Gram	Pass	
Aspergillus niger	Not Detected	Not Detected in One Gram	Pass	
Aspergillus fumigatus	Not Detected	Not Detected in One Gram	Pass	
Aspergillus terreus	Not Detected	Not Detected in One Gram	Pass	

Date Tested: 03/25/2025


Kevin Nolan
Laboratory Technical Director | 03/26/2025
Firas Haddad
Laboratory Manager | 03/26/2025

Space Dust - Berry Fire

Sample ID: 2503EAO197.0913

Strain: Berry Fire

Matrix: Concentrates & Extracts

Type: Diamonds

Batch#: 32025-5

Collected: 03/21/2025

Received: 03/21/2025

Completed: 03/26/2025 07:45 PM

Sample Size: 14.0 g;

Harvest Date: 07/20/2024

Manufacture Date: 03/20/2025

External Lot ID#:

Production Method: CO2

Client

SROAZ LLC

Lic. # 00000109ESVM44878444

125 S Rockford,
Tempe, AZ, 85281

Heavy Metals

Method: SOPAZ_M-HEAVYMETALS

Analytes	LOD	LOQ	Limit	Result	Status	Q
	ppm	ppm	ppm	ppm		
Arsenic	0.033	0.099	0.400	ND	Pass	
Cadmium	0.035	0.099	0.400	ND	Pass	
Mercury	0.026	0.074	0.200	ND	Pass	
Lead	0.139	0.421	1.000	ND	Pass	

Date Tested: 03/24/2025

LOQ = Limit of Quantitation; NT = Not Tested; ND = Not Detected.



Kevin Nolan

Kevin Nolan
Laboratory Technical Director | 03/26/2025

Firas Haddad

Firas Haddad
Laboratory Manager | 03/26/2025



Space Dust - Berry Fire

Sample ID: 2503EAO197.0913

Strain: Berry Fire

Matrix: Concentrates & Extracts

Type: Diamonds

Batch#: 32025-5

Collected: 03/21/2025

Received: 03/21/2025

Completed: 03/26/2025 07:45 PM

Sample Size: 14.0 g;

Harvest Date: 07/20/2024

Manufacture Date: 03/20/2025

External Lot ID#:

Production Method: CO2

Client

SROAZ LLC

Lic. # 00000109ESVM44878444

125 S Rockford,


Tempe, AZ, 85281


Qualifier Legend

- B1** The target analyte detected in the calibration blank required or the method blank is at or above the limit of quantitation, but the sample result for potency testing, is below the limit of quantitation.
- B2** The target analyte detected in the calibration blank required or the method blank is at or above the limit of quantitation, but the sample result when testing for pesticides, fungicides, growth regulators, mycotoxins, heavy metals, or residual solvents, is below the maximum allowable concentration.
- D1** The limit of quantitation and the sample results were adjusted to reflect sample dilution.
- I1** The relative intensity of a characteristic ion in a sample analyte exceeded the acceptance with respect to the reference spectra, indicating interference.
- L1** When testing for pesticides, fungicides, herbicides, growth regulators, heavy metals, or residual solvents, the percent recovery of a laboratory control sample is greater than the acceptance limits, but the sample's target analytes were not detected above the maximum allowable concentrations for the analytes in the sample.
- M1** The recovery from the matrix spike was high, but the recovery from the laboratory control sample was within acceptance criteria.
- M2** The recovery from the matrix spike was low, but the recovery from the laboratory control sample was within acceptance criteria.
- M3** The recovery from the matrix spike was unusable because the analyte concentration was disproportionate to the spike level, but the recovery from the laboratory control sample was within acceptance criteria.
- M4** The analysis of a spiked sample required a dilution such that the spike recovery calculation does not provide useful information, but the recovery from the associated laboratory control sample was within acceptance criteria.
- M5** The analyte concentration was determined by the method of standard addition, in which the standard is added directly to the aliquots of the analyzed sample.
- N1** A description of the variance is described in the final report of testing according to R9-17- 404.06(B)(3)(d)(ii)
- Q1** Sample integrity was not maintained.
- Q2** The sample is heterogeneous, and sample homogeneity could not be readily achieved using routine laboratory practices.
- Q3** Testing result is for informational purposes only and cannot be used to satisfy dispensary testing requirements in R9-17-317.01(A) or labeling requirements in R9-17-317.
- R1** The relative percent difference for the laboratory control sample and duplicate exceeded the limit, but the recovery was within acceptance criteria.
- R2** The relative percent difference for a sample and duplicate exceeded the limit.
- V1** The recovery from initial or continuing calibration verification standards is greater than the acceptance limits, but the sample's target analytes were not detected above the maximum allowable concentrations for the analytes in the sample.

Report Notes




Kevin Nolan
Laboratory Technical Director | 03/26/2025


Firas Haddad
Laboratory Manager | 03/26/2025

