

SAMPLE NAME: Kush Mints (Batch ID: 203KMT080923)

SAMPLE ID: A23H0229-01

CCB ID: 2308OPT2908.11519

CULTIVATOR/MANUFACTURER

Business Name: Sonoran Roots

License: 00000037DCDM00904008

SAMPLE DETAIL

Date Collected: 8/29/2023 11:39:29AM

Matrix: Flower - Cured

Strain: Kush Mints

Ex. Lot ID: N/A

Batch#: 203KMT080923

Batch Size: 13g

Other Information:



Scan QR code to verify authenticity of results.

CANNABINOID ANALYSIS SUMMARY

Total THC: 25.159%
d9-THC + (THCa * 0.877)

Total CBD: ND
CBD + (CBDa * 0.877)

Total Cannabinoids: 29.939%
CBD + CBG + CBN + CBDa + CBGa
+ THCa + THCv + d8THC + d9THC

SAFETY ANALYSIS SUMMARY

Microbials: PASS


Mycotoxins: NOT TESTED

Metals: PASS

Solvents: NOT TESTED

Pesticides: PASS

Data Reviewed by Symone Whalin, Technical Laboratory Director



25.159% Total THC	29.939% Total Cannabinoids <small>*Q3 Informational use only</small>
ND Total CBD	N/A Moisture <small>*Q3 Informational use only</small>

CANNABINOID TEST RESULTS

Date Analyzed: 08/31/23 03:15; Method: Agilent 1260 LC

Analyte	Qualifier	LOQ	Result	Result
		%	%	mg/g
delta 9-THC		0.030000	0.25080	2.51
THCA		0.030000	28.401	284.01
CBD		0.030000	ND	ND
CBDA		0.030000	ND	ND
CBN	Q3M2	0.030000	ND	ND
delta 8-THC	Q3	0.030000	ND	ND
CBG	Q3	0.030000	0.11430	1.14
CBGA	Q3	0.030000	1.1722	11.72
THCV	Q3	0.030000	ND	ND
Total CBD		0.030000	ND	ND
Total THC		0.030000	25.159	251.59
Total		0.030000	29.939	299.39

HEAVY METALS TEST RESULTS

Pass

Date Analyzed: 08/31/23 11:58; Method: Agilent 7800 ICP MS

Analyte	Qualifier	LOQ	Limit	Result	Status
		ppb	ppb	ppb	
Arsenic		200	400	ND	Pass
Cadmium		200	400	ND	Pass
Lead		500	1000	ND	Pass
Mercury		600	1200	ND	Pass

Data Reviewed by Symone Whalin, Technical Laboratory Director





PESTICIDES TEST RESULTS

Pass

Date Analyzed: 08/30/23 21:56; Method: Agilent 1260 LC 6470BMS

Analyte	Qualifier	LOQ	Limit	Result	Status	Analyte	Qualifier	LOQ	Limit	Result	Status
		ppm	ppm	ppm				ppm	ppm	ppm	
Avermectin B1a	L1, V1	0.250	0.5	ND	Pass	Hexythiazox		0.500	1	ND	Pass
Acephate		0.200	0.4	ND	Pass	Imazalil		0.100	0.2	ND	Pass
Acequinocyl		1.00	2	ND	Pass	Imidacloprid		0.200	0.4	ND	Pass
Acetamiprid		0.100	0.2	ND	Pass	Kresoxim-methyl		0.200	0.4	ND	Pass
Aldicarb	V1	0.200	0.4	ND	Pass	Malathion		0.100	0.2	ND	Pass
Azoxystrobin		0.100	0.2	ND	Pass	Metaxyl		0.100	0.2	ND	Pass
Bifenazate	L1	0.100	0.2	ND	Pass	Methiocarb		0.100	0.2	ND	Pass
Bifenthrin		0.100	0.2	ND	Pass	Methomyl		0.200	0.4	ND	Pass
Boscalid		0.200	0.4	ND	Pass	Myclobutanil	V1	0.100	0.2	ND	Pass
Carbaryl		0.100	0.2	ND	Pass	Naled		0.250	0.5	ND	Pass
Carbofuran		0.100	0.2	ND	Pass	Oxamyl		0.500	1	ND	Pass
Chlorantraniliprole	V1	0.100	0.2	ND	Pass	Paclobutrazol		0.200	0.4	ND	Pass
Chlorfenapyr	L1	0.500	1	ND	Pass	Permethrins	M2	0.100	0.2	ND	Pass
Chlorpyrifos		0.100	0.2	ND	Pass	Phosmet		0.100	0.2	ND	Pass
Clofentezine		0.100	0.2	ND	Pass	Piperonyl Butoxide		1.00	2	ND	Pass
Cyfluthrin	I1, L1	0.500	1	ND	Pass	Prallethrin		0.100	0.2	ND	Pass
Cypermethrin		0.500	1	ND	Pass	Propiconazole		0.200	0.4	ND	Pass
Daminozide	M1	0.500	1	ND	Pass	Propoxur		0.100	0.2	ND	Pass
DDVP (Dichlorvos)		0.0500	0.1	ND	Pass	Pyrethrins	L1, V1	0.500	1	ND	Pass
Diazinon		0.100	0.2	ND	Pass	Pyridaben		0.100	0.2	ND	Pass
Dimethoate		0.100	0.2	ND	Pass	Spinosad	V1	0.100	0.2	ND	Pass
Ethoprop(hos)		0.100	0.2	ND	Pass	Spiromesifen		0.100	0.2	ND	Pass
Etofenprox		0.200	0.4	ND	Pass	Spirotetramat	V1	0.100	0.2	ND	Pass
Etoxazole		0.100	0.2	ND	Pass	Spiroxamine		0.200	0.4	ND	Pass
Fenoxycarb		0.100	0.2	ND	Pass	Tebuconazole		0.200	0.4	ND	Pass
Fenpyroximate		0.200	0.4	ND	Pass	Thiacloprid		0.100	0.2	ND	Pass
Fipronil	L1	0.200	0.4	ND	Pass	Thiamethoxam		0.100	0.2	ND	Pass
Fonicamid	L1, V1	0.500	1	ND	Pass	Trifloxystrobin		0.100	0.2	ND	Pass
Fludioxonil		0.200	0.4	ND	Pass						

Data Reviewed by Symone Whalin, Technical Laboratory Director





MICROBIALS TEST RESULTS

Pass

Date Analyzed: 09/01/23 09:50; Method: 3M Petrifilm

Analyte	Qualifier	Limit	Result	Status
		cfu/g	cfu/g	
Escherichia coli		100	<40 CFU/g	Pass
Salmonella spp.		Detectable in 1 gram	Not detected in 1 gram	Pass
Aspergillus terreus		Detectable in 1 gram	Not detected in 1 gram	Pass
Aspergillus niger		Detectable in 1 gram	Not detected in 1 gram	Pass
Aspergillus fumigatus		Detectable in 1 gram	Not detected in 1 gram	Pass
Aspergillus flavus		Detectable in 1 gram	Not detected in 1 gram	Pass

Data Reviewed by Symone Whalin, Technical Laboratory Director



OnPoint Laboratories LLC | 501 S Main Street, Snowflake, AZ | (928) 457-0222 | <https://www.onpointlaboratories.com> | License #: 00000006LCXI00549589

The results included here represent laboratory testing data and are not compensated for uncertainty. It is the responsibility of the end user to determine if the use of this data is appropriate for the specific application and the intended use. Testing results were obtained using approved methods according to requirements in the quality assurance plan in R9-17-404.05, in the applicable standard operating procedure, and in R9-17-404.03 or R9-17-404.04. Results relate only to the samples received. The report shall not be reproduced except in full without approval of the laboratory to provide assurance that parts of the report are not taken out of context. Limits and required tests are referenced from Laws 2019, Ch. 318, revised A.R.S. Title 36, Chapter 28.1 Q3 testing result is for information purposes only and cannot be used to satisfy dispensary testing requirements in R9-17-317.01(A) or labelling requirements in R9-17-317-Q3.

