



Certificate of Analysis

Laboratory Sample ID: TE41025003-002



Production Method: Indoor
Batch#: CBW241008
Manufacturing Date: 2024-10-08
Lot Date : 2024-10-08
Harvest Date: 10/08/24
Sample Size Received: 17.97 gram
Total Amount: 7 gram
Retail Product Size: 15 gram
Retail Serving Size: 15 gram
Servings: 1
Ordered: 10/25/24
Sampled: 10/25/24
Sample Collection Time: 11:00 AM
Completed: 10/29/24

Oct 29, 2024 | Total Health & Wellness
 dba True Harvest

License # 00000100DCWU00857159

4301 W Buckeye Rd.
 Phoenix, AZ, AZ, 85043, US

PASSED

Pages 1 of 6

SAFETY RESULTS



Pesticides
PASSED



Heavy Metals
PASSED



Microbials
PASSED



Mycotoxins
PASSED



Residuals
 Solvents
 NOT TESTED



Filtration
 NOT TESTED



Water Activity
 NOT TESTED



Moisture
 NOT TESTED

MISC.



Terpenes
TESTED



Cannabinoid

PASSED



Total THC
29.9088%



Total CBD
ND



Total Cannabinoids
34.9260%

	D9-THC	THCA	CBD	CBDA	CBG	CBGA	CBN	D8-THC	THCV	CBDV	CBC
%	0.4550	33.5848	ND	ND	ND	0.8862	ND	ND	ND	ND	ND
mg/g	4.550	335.848	ND	ND	ND	8.862	ND	ND	ND	ND	ND
LOQ	0.0400	0.0330	0.0200	0.0200	0.0300	0.0160	0.0330	0.0230	0.0160	0.0260	0.0200
%		%	%	%	%	%	%	%	%	%	%

Analyzed by: 432, 272, 399 Weight: 0.2004g Extraction date: 10/26/24 10:18:26 Extracted by: 432

Analysis Method : SOP.T.30.500, SOP.T.30.031, SOP.T.40.031
 Analytical Batch : TE006295POT
 Instrument Used : TE-004 "Duke Leto" (Flower)
 Analyzed Date : 10/28/24 16:07:11

Batch Date : 10/24/24 17:35:50

Dilution : 400
 Reagent : N/A
 Consumables : N/A
 Pipette : N/A

Full spectrum cannabinoid analysis utilizing High Performance Liquid Chromatography with Photo Diode Array detector (HPLC-PDA) for analysis. (Methods: SOP.T.30.500 for sample homogenization, SOP.T.30.031 for sample prep, SOP.T.40.031 for analysis on Shimadzu LC-20X0 series HPLCs). Potency results for cannabis flower products are reported on an "as received" basis, without moisture correction.

This Kaycha Labs Certification shall not be reproduced, unless in its entirety, without written approval from Kaycha Labs. The results relate only to the material or product analyzed. ND=Not Detected, ppm=Parts Per Million, ppb=Parts Per Billion, RSD=Relative Standard Deviation. Limit of Detection (LOD) and Limit Of Quantitation (LOQ) are terms used to describe the smallest concentration that can be detected and reliably measured by an analytical procedure, respectively. Action Levels are State-determined thresholds based on the action limits published in Table 3.1 of 9 A.A.C. 17 and 9 A.A.C. 18. The Measurement of Uncertainty (MU) error is available from the lab upon request. The "Decision Rule" for pass/fail does not include the MU. Any calculated totals may contain rounding errors. Testing results were obtained according to requirements stated in QMS.100.010.AZ Quality Manual.

Ariel Gonzales
 Lab Director

State License #
 0000024LCMD66604568
 ISO 17025 Accreditation # 97164



Signature
 10/29/24



Certificate of Analysis

PASSED

Total Health & Wellness dba True Harvest

Sample : TE41025003-002

4301 W Buckeye Rd.
Phoenix, AZ, AZ, 85043, US
Telephone: (612) 599-4361
Email: jpastor@trueharvestco.com
License #: 00000100DCWU00857159

Lot Date : 10/08/24
Batch #: CBW241008
Sampled : 10/25/24
Ordered : 10/25/24

Sample Size Received : 17.97 gram
Total Amount : 7 gram
Completed : 10/29/24 Expires: 10/29/25
Sample Method : SOP Client Method

Page 2 of 6



Terpenes

TESTED

Terpenes	LOQ (%)	mg/g	%	Result (%)	Terpenes	LOQ (%)	mg/g	%	Result (%)
TOTAL TERPENES	0.0020	17.941	1.7941		ALPHA-PHELLANDRENE	0.0020	ND	ND	
BETA-CARYOPHYLLENE	0.0020	6.687	0.6687		ALPHA-PINENE	0.0020	ND	ND	
LIMONENE	0.0020	3.304	0.3304		ALPHA-TERPINENE	0.0020	ND	ND	
BETA-MYRCENE	0.0020	2.549	0.2549		ALPHA-TERPINEOL	0.0020	ND	ND	
ALPHA-HUMULENE	0.0020	2.178	0.2178		CIS-NEROLIDOL	0.0020	ND	ND	
LINALOOL	0.0020	1.685	0.1685		GAMMA-TERPINENE	0.0020	ND	ND	
ALPHA-BISABOLOL	0.0020	1.133	0.1133		GAMMA-TERPINEOL	0.0020	ND	ND	
BETA-PINENE	0.0020	0.405	0.0405		TRANS-NEROLIDOL	0.0020	ND	ND	
3-CARENE	0.0020	ND	ND						
BORNEOL	0.0020	ND	ND		Analized by:	Weight:	Extraction date:	Extracted by:	
CAMPHENE	0.0020	ND	ND		334, 272, 399	0.2539g	10/28/24 12:01:05	334,445	
CAMPHOR	0.0020	ND	ND		Analysis Method :	SOP.T.30.500, SOP.T.30.064, SOP.T.40.064			
CARYOPHYLLENE OXIDE	0.0020	ND	ND		Analytical Batch :	TE006312TER			
CEDROL	0.0020	ND	ND		Instrument Used :	TE-096 "MS - Terpenes 1",TE-097 "AS - Terpenes 1",TE-093 "GC - Terpenes 1"			
EUCALYPTOL	0.0020	ND	ND		Batch Date :	10/25/24 16:49:12			
FENCHONE	0.0020	ND	ND		Analized Date :	10/29/24 17:28:04			
FENCHYL ALCOHOL	0.0020	ND	ND		Dilution :	N/A			
GERANIOL	0.0020	ND	ND		Reagent :	101723.21; 071924.01			
GERANYL ACETATE	0.0020	ND	ND		Consumables :	9479291.110; H109203-1; 04304030; 8000031463; 20240202; 1; GD23006; 17315771			
GUAJOL	0.0020	ND	ND		Pipette :	N/A			
ISOBORNEOL	0.0020	ND	ND		Terpenes screening is performed using GC-MS which can detect below single digit ppm concentrations. (Methods: SOP.T.30.500 for sample homogenization, SOP.T.30.064 for sample prep, and SOP.T.40.064 for analysis via ThermoScientific 1310-series GC equipped with an AI 1310-series liquid injection autosampler and detection carried out by ISO 7000-series mass spectrometer). Terpene results are reported on a wt/wt% basis. Testing result is for informational purposes only and cannot be used to satisfy dispensary testing requirements in R9-17-317.01(A) or labeling requirements in R9-17-317. Nor, can it be used to satisfy marijuana establishment testing requirements in R9-18-311(A) or labeling requirements in R9-18-310 - Q3.				
ISOPULEGOL	0.0020	ND	ND						
MENTHOL	0.0020	ND	ND						
NEROL	0.0020	ND	ND						
OCIMENE	0.0020	ND	ND						
PULEGONE	0.0020	ND	ND						
SABINENE	0.0020	ND	ND						
SABINENE HYDRATE	0.0020	ND	ND						
TERPINOLENE	0.0020	ND	ND						
VALENCENE	0.0020	ND	ND						
ALPHA-CEDRENE	0.0020	ND	ND						
Total (%)			1.7940						

This Kaycha Labs Certification shall not be reproduced, unless in its entirety, without written approval from Kaycha Labs. The results relate only to the material or product analyzed. ND=Not Detected, ppm=Parts Per Million, ppb=Parts Per Billion, RSD=Relative Standard Deviation. Limit of Detection (LOD) and Limit Of Quantitation (LOQ) are terms used to describe the smallest concentration that can be detected and reliably measured by an analytical procedure, respectively. Action Levels are State-determined thresholds based on the action limits published in Table 3.1 of 9 A.A.C. 17 and 9 A.A.C. 18. The Measurement of Uncertainty (MU) error is available from the lab upon request. The "Decision Rule" for pass/fail does not include the MU. Any calculated totals may contain rounding errors. Testing results were obtained according to requirements stated in QMS.100.010.AZ Quality Manual.

Ariel Gonzales

Lab Director

State License #
0000024LCMD66604568
ISO 17025 Accreditation # 97164

Signature
10/29/24



Certificate of Analysis

PASSED

Total Health & Wellness dba True Harvest

Sample : TE41025003-002

4301 W Buckeye Rd.
Phoenix, AZ, AZ, 85043, US
Telephone: (612) 599-4361
Email: jpastor@trueharvestco.com
License # : 00000100DCWU00857159

Lot Date : 10/08/24
Batch # : CBW241008
Sampled : 10/25/24
Ordered : 10/25/24

Sample Size Received : 17.97 gram
Total Amount : 7 gram
Completed : 10/29/24 Expires: 10/29/25
Sample Method : SOP Client Method

Page 3 of 6



Pesticides

PASSED

Pesticide	LOQ	Units	Action Level	Pass/Fail	Result	Pesticide	LOQ	Units	Action Level	Pass/Fail	Result
AVERMECTINS (ABAMECTIN B1A)	0.2500	ppm	0.5	PASS	ND	TOTAL SPINOSAD	0.1000	ppm	0.2	PASS	ND
ACEPHATE	0.2000	ppm	0.4	PASS	ND	SPIROMESIFEN	0.1000	ppm	0.2	PASS	ND
ACETAMIPRID	0.1000	ppm	0.2	PASS	ND	SPIROTETRAMAT	0.1000	ppm	0.2	PASS	ND
ALDICARB	0.2000	ppm	0.4	PASS	ND	SPIROXAMINE	0.2000	ppm	0.4	PASS	ND
AZOXYSTROBIN	0.1000	ppm	0.2	PASS	ND	TEBUCONAZOLE	0.2000	ppm	0.4	PASS	ND
BIFENAZATE	0.1000	ppm	0.2	PASS	ND	THIACLOPRID	0.1000	ppm	0.2	PASS	ND
BIFENTHRIN	0.1000	ppm	0.2	PASS	ND	THIAMETHOXAM	0.1000	ppm	0.2	PASS	ND
BOSCALID	0.2000	ppm	0.4	PASS	ND	TRIFLOXYSTROBIN	0.1000	ppm	0.2	PASS	ND
CARBARYL	0.1000	ppm	0.2	PASS	ND	CHLORFENAPYR *	0.3000	ppm	1	PASS	ND
CARBOFURAN	0.1000	ppm	0.2	PASS	ND	CYFLUTHRIN *	0.5000	ppm	1	PASS	ND
CHLORANTRANILIPROLE	0.1000	ppm	0.2	PASS	ND	Analyzed by: 39, 152, 272, 399 Weight: 0.5023g Extraction date: 10/25/24 17:36:13 Extracted by: 410 Analysis Method : SOP.T.30.500, SOP.T.30.104.AZ, SOP.T.40.104.AZ Analytical Batch : TE006303PES Instrument Used : TE-262 *MS/MS - Pest/Myco 2*, TE-117 UHPLC - Pest/Myco 2 Batch Date : 10/25/24 13:56:20 Analyzed Date : 10/28/24 16:25:51					
CHLORPYRIFOS	0.1000	ppm	0.2	PASS	ND	Dilution : 25 Reagent : 102124.R32; 101824.R08; 100824.R28; 100824.R27; 102224.R04; 102324.R09; 102424.R07; 101824.R01; 041823.06 Consumables : 9479291.110; 8000038072; 20240202; 220318-306-D; 1008645998; GD23006; 425240JF Pipette : TE-060 SN:20C35457 (20-200uL); TE-108 SN:20B18337 (100-1000uL)					
CLOFENTZINE	0.1000	ppm	0.2	PASS	ND	Pesticide screening is carried out using LC-MS/MS supplemented by GC-MS/MS for volatile pesticides. (Methods: SOP.T.30.500 for sample homogenization, SOP.T.30.104.AZ for sample prep, and SOP.T.40.104.AZ for analysis on ThermoScientific Altis TSQ with Vanquish UHPLC).					
CYPERMETHRIN	0.5000	ppm	1	PASS	ND	Analyzed by: 39, 272, 399 Weight: 0.5023g Extraction date: 10/25/24 17:36:13 Extracted by: 410 Analysis Method : SOP.T.30.500, SOP.T.30.104.AZ, SOP.T.40.154.AZ Analytical Batch : TE006316VOL Instrument Used : TE-117 UHPLC - Pest/Myco 2 Batch Date : 10/26/24 15:26:20 Analyzed Date : 10/28/24 16:26:32					
DIAZINON	0.1000	ppm	0.2	PASS	ND	Dilution : 25 Reagent : 102124.R32; 101824.R08; 100824.R28; 100824.R27; 102224.R04; 102324.R09; 102424.R07; 101824.R01; 041823.06 Consumables : 9479291.110; 8000038072; 20240202; 220318-306-D; 1008645998; GD23006; 425240JF Pipette : TE-060 SN:20C35457 (20-200uL); TE-108 SN:20B18337 (100-1000uL)					
DAMINOZIDE	0.5000	ppm	1	PASS	ND	Supplemental pesticide screening using GC-MS/MS to quantitatively screen for Chlorfenapyr, Cyfluthrin, Cypermethrin, and Diazinon; as well as the qualitative confirmation of Dichlorvos, Permethrins, Piperonyl Butoxide, Prallethrin, Propiconazole, Pyrethrins, and Tebuconazole which are all quantitatively screened using LC-MS/MS. (Methods: SOP.T.30.500 for sample homogenization, SOP.T.30.104.AZ for sample prep, and SOP.T.40.154.AZ for analysis using a ThermoScientific 1310-series GC equipped with a TriPlus RSH autosampler and detected on a TSQ 9000-series mass spectrometer).					
DICHLORVOS (DDVP)	0.0500	ppm	0.1	PASS	ND						
DIMETHOATE	0.1000	ppm	0.2	PASS	ND						
ETHOPROPHOS	0.1000	ppm	0.2	PASS	ND						
ETOFENPROX	0.2000	ppm	0.4	PASS	ND						
ETOXAZOLE	0.1000	ppm	0.2	PASS	ND						
FENOXICARB	0.1000	ppm	0.2	PASS	ND						
FENPROXIMATE	0.2000	ppm	0.4	PASS	ND						
FIPRONIL	0.2000	ppm	0.4	PASS	ND						
FLONICAMID	0.5000	ppm	1	PASS	ND						
FLUDIOXONIL	0.2000	ppm	0.4	PASS	ND						
HEXTHIAZOX	0.5000	ppm	1	PASS	ND						
IMAZALIL	0.1000	ppm	0.2	PASS	ND						
IMIDACLOPRID	0.2000	ppm	0.4	PASS	ND						
KRESOXIM-METHYL	0.2000	ppm	0.4	PASS	ND						
MALATHION	0.1000	ppm	0.2	PASS	ND						
METALAXYL	0.1000	ppm	0.2	PASS	ND						
METHIOCARB	0.1000	ppm	0.2	PASS	ND						
METHOMYL	0.2000	ppm	0.4	PASS	ND						
MYCLOBUTANIL	0.1000	ppm	0.2	PASS	ND						
NALED	0.2500	ppm	0.5	PASS	ND						
OXAMYL	0.5000	ppm	1	PASS	ND						
PACLOBUTRAZOL	0.2000	ppm	0.4	PASS	ND						
TOTAL PERMETHRINS	0.1000	ppm	0.2	PASS	ND						
PHOSMET	0.1000	ppm	0.2	PASS	ND						
PIPERONYL BUTOXIDE	1.0000	ppm	2	PASS	ND						
PRALLETHRIN	0.1000	ppm	0.2	PASS	ND						
PROPICONAZOLE	0.2000	ppm	0.4	PASS	ND						
PROPOXUR	0.1000	ppm	0.2	PASS	ND						
TOTAL PYRETHRINS	0.5000	ppm	1	PASS	ND						
PYRIDABEN	0.1000	ppm	0.2	PASS	ND						

This Kaycha Labs Certification shall not be reproduced, unless in its entirety, without written approval from Kaycha Labs. The results relate only to the material or product analyzed. ND=Not Detected, ppm=Parts Per Million, ppb=Parts Per Billion, RSD=Relative Standard Deviation. Limit of Detection (LOD) and Limit of Quantitation (LOQ) are terms used to describe the smallest concentration that can be detected and reliably measured by an analytical procedure, respectively. Action Levels are State-determined thresholds based on the action limits published in Table 3.1 of 9 A.A.C. 17 and 9 A.A.C. 18. The Measurement of Uncertainty (MU) error is available from the lab upon request. The "Decision Rule" for pass/fail does not include the MU. Any calculated totals may contain rounding errors. Testing results were obtained according to requirements stated in QMS.100.010.AZ Quality Manual.

Ariel Gonzales

Lab Director

State License #
0000024LCMD66604568
ISO 17025 Accreditation # 97164



Signature
10/29/24



Certificate of Analysis

PASSED



Total Health & Wellness dba True Harvest

Sample : TE41025003-002


 4301 W Buckeye Rd.
 Phoenix, AZ, AZ, 85043, US
 Telephone: (612) 599-4361
 Email: jpastor@trueharvestco.com
 License # : 00000100DCWU00857159

 Lot Date : 10/08/24
 Batch# : CBW241008
 Sampled : 10/25/24
 Ordered : 10/25/24
 Sample Size Received : 17.97 gram
 Total Amount : 7 gram
 Completed : 10/29/24 Expires: 10/29/25
 Sample Method : SOP Client Method

Page 4 of 6

 Microbial PASSED						 Mycotoxins PASSED								
Analyte	LOQ	Units	Result	Pass / Fail	Action Level	Analyte	LOQ	Units	Result	Pass / Fail	Action Level			
SALMONELLA SPP	0.0000		Not Present in 1g	PASS		TOTAL AFLATOXINS	4.8510	ppb	ND	PASS	20			
ASPERGILLUS FLAVUS	0.0000		Not Present in 1g	PASS		AFLATOXIN B1	4.8510	ppb	ND	PASS	20			
ASPERGILLUS FUMIGATUS	0.0000		Not Present in 1g	PASS		AFLATOXIN B2	5.9400	ppb	ND	PASS	20			
ASPERGILLUS NIGER	0.0000		Not Present in 1g	PASS		AFLATOXIN G1	6.2700	ppb	ND	PASS	20			
ASPERGILLUS TERREUS	0.0000		Not Present in 1g	PASS		AFLATOXIN G2	10.7250	ppb	ND	PASS	20			
ESCHERICHIA COLI REC	10.0000	CFU/g	<10	PASS	100	OCHRATOXIN A	12.0000	ppb	ND	PASS	20			
Analyzed by: 87, 272, 399	Weight: 0.9797g	Extraction date: 10/28/24 14:58:36	Extracted by: 87	Analyzed by: 39, 272, 399								Weight: 0.5023g	Extraction date: 10/25/24 17:36:13	Extracted by: 410
Analysis Method : SOP.T.40.056B, SOP.T.40.058.FL, SOP.T.40.208, SOP.T.40.209.AZ Analytical Batch : TE006304MIC Instrument Used : TE-234 "bioMerieux GENE-UP" Batch Date : 10/25/24 13:56:59 Analyzed Date : 10/28/24 16:19:35						Analysis Method : SOP.T.30.500, SOP.T.30.104.AZ, SOP.T.40.104.AZ Analytical Batch : TE006315MYC Instrument Used : TE-117 UHPLC - Pest/Myco 2 Batch Date : 10/26/24 15:26:10 Analyzed Date : 10/28/24 16:27:01								
Dilution : 10 Reagent : N/A Consumables : N/A Pipette : N/A						Dilution : 25 Reagent : 102124.R32; 101824.R08; 100824.R28; 100824.R27; 102224.R04; 102324.R09; 102424.R07; 101824.R01; 041823.06 Consumables : 9479291.110; 8000038072; 20240202; 220318-306-D; 1008645998; GD23006; 425240JF Pipette : TE-060 SN:20C35457 (20-200uL); TE-108 SN:20B18337 (100-1000uL)								

Aflatoxins B1, B2, G1, G2, and Ochratoxin A analysis using LC-MS/MS. (Methods: SOP.T.30.500 for sample homogenization, SOP.T.30.104.AZ for sample prep, and SOP.T.40.104.AZ for analysis on ThermoScientific Altis TSO with Vanquish UHPLC). Total Aflatoxins (sum of Aflatoxins B1, B2, G1, G2) must be <20µg/kg. Ochratoxin must be <20µg/kg.

 Heavy Metals PASSED					
Metal	LOQ	Units	Result	Pass / Fail	Action Level
ARSENIC	0.2000	ppm	ND	PASS	0.4
CADMIUM	0.2000	ppm	ND	PASS	0.4
LEAD	0.5000	ppm	ND	PASS	1
MERCURY	0.1000	ppm	ND	PASS	0.2
Analyzed by: 398, 39, 272, 399	Weight: 0.1965g	Extraction date: 10/25/24 17:06:50	Extracted by: 398	Analysis Method : SOP.T.30.500, SOP.T.30.084.AZ, SOP.T.40.084.AZ Analytical Batch : TE006305HEA Instrument Used : TE-307 "Ted" Batch Date : 10/25/24 14:45:21 Analyzed Date : 10/26/24 16:19:51	
Dilution : 50 Reagent : 101723.15; 102124.R18; 102124.R11; 032724.08; 101824.01; 090922.04 Consumables : 20240202; 210705-306-D; 210725-598-D Pipette : TE-063 SN:20C50490 (20-200uL); TE-110 SN:20B18338 (100-1000uL)					

Heavy Metals screening is performed using ICP-MS (Inductively Coupled Plasma - Mass Spectrometer) which can screen down to below single digit ppb concentrations for regulated heavy metals. (Methods: SOP.T.30.500 for sample homogenization, SOP.T.30.084.AZ for sample prep by microwave digestion, and SOP.T.40.084.AZ for analysis by ThermoScientific iCAP RQ ICP-MS).



1231 W. Warner Road, Suite 105
 Tempe, AZ, 85284, US
 (480) 220-4470

Kaycha Labs

.....
 Chembow
 Chembow
 Matrix : Flower
 Type: Cannabis Flower



Certificate of Analysis

PASSED

Total Health & Wellness dba True Harvest

4301 W Buckeye Rd.
 Phoenix, AZ, AZ, 85043, US
 Telephone: (612) 599-4361
 Email: jpastor@trueharvestco.com
 License # : 00000100DCWU00857159

Sample : TE41025003-002

Lot Date : 10/08/24
 Batch# : CBW241008
 Sampled : 10/25/24
 Ordered : 10/25/24

Sample Size Received : 17.97 gram
 Total Amount : 7 gram
 Completed : 10/29/24 Expires: 10/29/25
 Sample Method : SOP Client Method

Page 5 of 6

COMMENTS

* Confident Cannabis sample ID: 2410KLAZ0744.3121



* Pesticide TE41025003-002PES

1 - M1: Spirotetramat.

* Cannabinoid TE41025003-002POT

1 - M3 : THCa

This Kaycha Labs Certification shall not be reproduced, unless in its entirety, without written approval from Kaycha Labs. The results relate only to the material or product analyzed. ND=Not Detected, ppm=Parts Per Million, ppb=Parts Per Billion, RSD=Relative Standard Deviation. Limit of Detection (LOD) and Limit Of Quantitation (LOQ) are terms used to describe the smallest concentration that can be detected and reliably measured by an analytical procedure, respectively. Action Levels are State-determined thresholds based on the action limits published in Table 3.1 of 9 A.A.C. 17 and 9 A.A.C. 18. The Measurement of Uncertainty (MU) error is available from the lab upon request. The "Decision Rule" for pass/fail does not include the MU. Any calculated totals may contain rounding errors. Testing results were obtained according to requirements stated in QMS.100.010.AZ Quality Manual.

Ariel Gonzales

Lab Director

State License #
 0000024LCMD66604568
 ISO 17025 Accreditation # 97164

Signature
 10/29/24



1231 W. Warner Road, Suite 105
Tempe, AZ, 85284, US
(480) 220-4470

Kaycha Labs

.....
Chembow
Chembow
Matrix : Flower
Type: Cannabis Flower



Certificate of Analysis

PASSED

Total Health & Wellness dba True Harvest

4301 W Buckeye Rd.
Phoenix, AZ, AZ, 85043, US
Telephone: (612) 599-4361
Email: jpastor@trueharvestco.com
License # : 00000100DCWU00857159

Sample : TE41025003-002

Lot Date : 10/08/24
Batch# : CBW241008
Sampled : 10/25/24
Ordered : 10/25/24

Sample Size Received : 17.97 gram
Total Amount : 7 gram
Completed : 10/29/24 Expires: 10/29/25
Sample Method : SOP Client Method

Page 6 of 6

COMMENTS

* Confident Cannabis sample ID: 2410KLAZ0744.3121



This Kaycha Labs Certification shall not be reproduced, unless in its entirety, without written approval from Kaycha Labs. The results relate only to the material or product analyzed. ND=Not Detected, ppm=Parts Per Million, ppb=Parts Per Billion, RSD=Relative Standard Deviation. Limit of Detection (LOD) and Limit Of Quantitation (LOQ) are terms used to describe the smallest concentration that can be detected and reliably measured by an analytical procedure, respectively. Action Levels are State-determined thresholds based on the action limits published in Table 3.1 of 9 A.A.C. 17 and 9 A.A.C. 18. The Measurement of Uncertainty (MU) error is available from the lab upon request. The "Decision Rule" for pass/fail does not include the MU. Any calculated totals may contain rounding errors. Testing results were obtained according to requirements stated in QMS.100.010.AZ Quality Manual.

Ariel Gonzales

Lab Director

State License #
00000024LCMD66604568
ISO 17025 Accreditation # 97164

Signature
10/29/24