



Certificate of Analysis

Laboratory Sample ID: TE40918005-004



Production Method: Cured
Harvest/Lot ID: AZTRHCL-20240910-046
Batch#: DVD240821
Manufacturing Date: 2024-08-21
Lot Date : 2024-08-21
Harvest Date: 08/21/24
Sample Size Received: 17.66 gram
Total Amount: 7 gram
Retail Product Size: 15 gram
Retail Serving Size: 15 gram
Servings: 1
Ordered: 09/18/24
Sampled: 09/18/24
Sample Collection Time: 12:30 PM
Completed: 09/20/24

PASSED

Pages 1 of 6

Sep 20, 2024 | Total Health & Wellness
 dba True Harvest

License # 00000100DCWU00857159

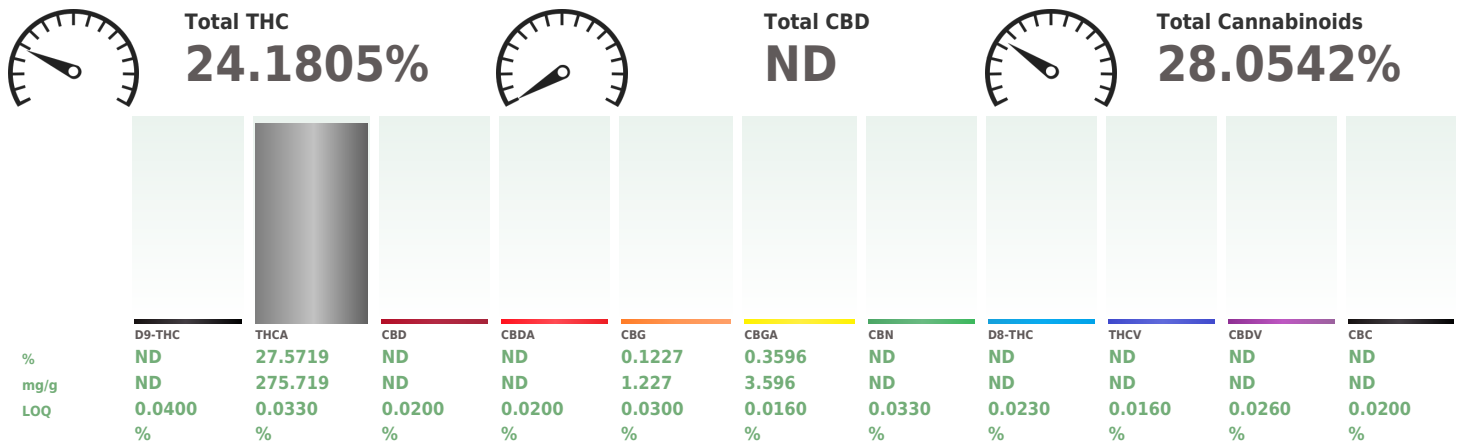
4301 W Buckeye Rd.
 Phoenix, AZ , AZ, 85043, US

SAFETY RESULTS

 Pesticides PASSED	 Heavy Metals PASSED	 Microbials PASSED	 Mycotoxins PASSED	 Residuals Solvents NOT TESTED	 Filtth NOT TESTED	 Water Activity NOT TESTED	 Moisture NOT TESTED	 Terpenes TESTED
---	---	---	---	---	--	---	---	---

MISC.

 **Cannabinoid** **PASSED**



Analyzed by: 312, 272, 399 Weight: 0.2014g Extraction date: 09/19/24 12:22:53 Extracted by: 312

Analysis Method : SOP.T.30.500, SOP.T.30.031, SOP.T.40.031
 Analytical Batch : TE005853POT Reviewed On : 09/20/24 17:26:27
 Instrument Used : TE-004 "Duke Leto" (Flower) Batch Date : 09/18/24 11:14:03
 Analyzed Date : 09/19/24 11:37:17

Dilution : 400
 Reagent : N/A
 Consumables : N/A
 Pipette : N/A

Full spectrum cannabinoid analysis utilizing High Performance Liquid Chromatography with Photo Diode Array detector (HPLC-PDA) for analysis. (Methods: SOP.T.30.500 for sample homogenization, SOP.T.30.031 for sample prep, SOP.T.40.031 for analysis on Shimadzu LC-20X0 series HPLCs). Potency results for cannabis flower products are reported on an "as received" basis, without moisture correction.

This Kaycha Labs Certification shall not be reproduced, unless in its entirety, without written approval from Kaycha Labs. The results relate only to the material or product analyzed. ND=Not Detected, ppm=Parts Per Million, ppb=Parts Per Billion, RSD=Relative Standard Deviation. Limit of Detection (LOD) and Limit Of Quantitation (LOQ) are terms used to describe the smallest concentration that can be detected and reliably measured by an analytical procedure, respectively. Action Levels are State-determined thresholds based on the action limits published in Table 3.1 of 9 A.A.C. 17 and 9 A.A.C. 18. The Measurement of Uncertainty (MU) error is available from the lab upon request. The "Decision Rule" for pass/fail does not include the MU. Any calculated totals may contain rounding errors. Testing results were obtained according to requirements stated in QMS.100.010.AZ Quality Manual.

Ariel Gonzales
 Lab Director

State License #
 0000024LCMD66604568
 ISO 17025 Accreditation # 97164



Signature
 09/20/24



1231 W. Warner Road, Suite 105
 Tempe, AZ, 85284, US
 (480) 220-4470

Kaycha Labs

Devil Driver
 Devil Driver
 Matrix : Flower
 Type: Cannabis Flower



Certificate of Analysis

PASSED

Total Health & Wellness dba True Harvest

Sample : TE40918005-004
 Harvest/Lot ID: AZTRHCL-20240910-046
 Lot Date : 08/21/24

4301 W Buckeye Rd.
 Phoenix, AZ, AZ, 85043, US
 Telephone: (612) 599-4361
 Email: jpastor@trueharvestco.com
 License # : 00000100DCWU00857159

Batch# : DVD240821
 Sample Size Received : 17.66 gram
 Total Amount : 7 gram
 Sampled : 09/18/24
 Completed : 09/20/24 Expires: 09/20/25
 Ordered : 09/18/24
 Sample Method : SOP Client Method

Page 2 of 6

Terpenes				TESTED					
Terpenes	LOQ (%)	mg/g	%	Result (%)	Terpenes	LOQ (%)	mg/g	%	Result (%)
TOTAL TERPENES	0.0020	6.698	0.6698		ALPHA-PINENE	0.0020	ND	ND	
BETA-MYRCENE	0.0020	2.175	0.2175		ALPHA-TERPINENE	0.0020	ND	ND	
LIMONENE	0.0020	2.040	0.2040		ALPHA-TERPINEOL	0.0020	ND	ND	
BETA-CARYOPHYLLENE	0.0020	2.020	0.2020		BETA-PINENE	0.0020	ND	ND	
ALPHA-HUMULENE	0.0020	0.463	0.0463		CIS-NEROLIDOL	0.0020	ND	ND	
3-CARENE	0.0020	ND	ND		GAMMA-TERPINENE	0.0020	ND	ND	
BORNEOL	0.0020	ND	ND		GAMMA-TERPINEOL	0.0020	ND	ND	
CAMPHENE	0.0020	ND	ND		TRANS-NEROLIDOL	0.0020	ND	ND	
CAMPHOR	0.0020	ND	ND						
CARYOPHYLLENE OXIDE	0.0020	ND	ND		Analyzed by: 334, 39, 272, 399 Weight: 0.2412g Extraction date: 09/18/24 18:07:59 Extracted by: 409 Analysis Method : SOP.T.30.500, SOP.T.30.064, SOP.T.40.064 Analytical Batch : TE005860TER Instrument Used : TE-291 "GC - Terpenes 2", TE-292 "MS - Terpenes 2", TE-294 "Computer - Terpenes 2", TE-279 Vacuum Pump - Terpenes 2 Analyzed Date : N/A Dilution : N/A Reagent : 101723.21; 061623.01 Consumables : 947.155; H109203-1; 04304030; 8000031463; 20240202; 1; GD23001; 17315771 Pipette : N/A Terpenes screening is performed using GC-MS which can detect below single digit ppm concentrations. (Methods: SOP.T.30.500 for sample homogenization, SOP.T.30.064 for sample prep, and SOP.T.40.064 for analysis via ThermoScientific 1310-series GC equipped with an AI 1310-series liquid injection autosampler and detection carried out by ISO 7000-series mass spectrometer). Terpene results are reported on a wt/wt% basis. Testing result is for informational purposes only and cannot be used to satisfy dispensary testing requirements in R9-17-311.01(A) or labeling requirements in R9-17-317. Nor, can it be used to satisfy marijuana establishment testing requirements in R9-18-311(A) or labeling requirements in R9-18-310 - Q3.				
GERANIOL	0.0020	ND	ND						
GERANYL ACETATE	0.0020	ND	ND						
GUAJOL	0.0020	ND	ND						
ISOBORNEOL	0.0020	ND	ND						
ISOPULEGOL	0.0020	ND	ND						
LINALOOL	0.0020	ND	ND						
MENTHOL	0.0020	ND	ND						
NEROL	0.0020	ND	ND						
OCIMENE	0.0020	ND	ND						
PULEGONE	0.0020	ND	ND						
SABINENE	0.0020	ND	ND						
SABINENE HYDRATE	0.0020	ND	ND						
TERPINOLENE	0.0020	ND	ND						
VALENCENE	0.0020	ND	ND						
ALPHA-BISABOLOL	0.0020	ND	ND						
ALPHA-CEDRENE	0.0020	ND	ND						
ALPHA-PHELLANDRENE	0.0020	ND	ND						
Total (%)			0.6690						

This Kaycha Labs Certification shall not be reproduced, unless in its entirety, without written approval from Kaycha Labs. The results relate only to the material or product analyzed. ND=Not Detected, ppm=Parts Per Million, ppb=Parts Per Billion, RSD=Relative Standard Deviation. Limit of Detection (LOD) and Limit Of Quantitation (LOQ) are terms used to describe the smallest concentration that can be detected and reliably measured by an analytical procedure, respectively. Action Levels are State-determined thresholds based on the action limits published in Table 3.1 of 9 A.A.C. 17 and 9 A.A.C. 18. The Measurement of Uncertainty (MU) error is available from the lab upon request. The "Decision Rule" for pass/fail does not include the MU. Any calculated totals may contain rounding errors. Testing results were obtained according to requirements stated in QMS.100.010.AZ Quality Manual.

Ariel Gonzales
 Lab Director

State License #
 0000024LCMD66604568
 ISO 17025 Accreditation # 97164

Signature
 09/20/24



Certificate of Analysis

PASSED

Total Health & Wellness dba True Harvest

Sample : TE40918005-004
Harvest/Lot ID: AZTRHCL-20240910-046

4301 W Buckeye Rd.
Phoenix, AZ, 85043, US
Telephone: (612) 599-4361
Email: jpastor@trueharvestco.com
License #: 00000100DCWU00857159

Lot Date : 08/21/24
Batch #: DVD240821
Sample Size Received : 17.66 gram
Total Amount : 7 gram
Sampled : 09/18/24
Completed : 09/20/24 Expires: 09/20/25
Ordered : 09/18/24
Sample Method : SOP Client Method

Page 3 of 6

Pesticides						PASSED					
Pesticide	LOQ	Units	Action Level	Pass/Fail	Result	Pesticide	LOQ	Units	Action Level	Pass/Fail	Result
ACETAMIPRID	0.1000	ppm	0.4	PASS	ND	TOTAL SPINOSAD	0.1000	ppm	0.2	PASS	ND
ALDICARB	0.2000	ppm	0.4	PASS	ND	SPIROMESIFEN	0.1000	ppm	0.2	PASS	ND
AZOXYSTROBIN	0.1000	ppm	0.2	PASS	ND	SPIROTETRAMAT	0.1000	ppm	0.2	PASS	ND
BIFENAZATE	0.1000	ppm	0.2	PASS	ND	SPIROXAMINE	0.2000	ppm	0.4	PASS	ND
BIFENTHRIN	0.1000	ppm	0.2	PASS	ND	TEBUCONAZOLE	0.2000	ppm	0.4	PASS	ND
BOSCALID	0.2000	ppm	0.4	PASS	ND	THIACLOPRID	0.1000	ppm	0.2	PASS	ND
CARBARYL	0.1000	ppm	0.2	PASS	ND	THIAMETHOXAM	0.1000	ppm	0.2	PASS	ND
CARBOFURAN	0.1000	ppm	0.2	PASS	ND	TRIFLOXYSTROBIN	0.1000	ppm	0.2	PASS	ND
CHLORANTRANILIPROLE	0.1000	ppm	0.2	PASS	ND	CHLORFENAPYR *	0.3000	ppm	1	PASS	ND
CHLORPYRIFOS	0.1000	ppm	0.2	PASS	ND	CYFLUTHRIN *	0.5000	ppm	1	PASS	ND
CLOFENTZINE	0.1000	ppm	0.2	PASS	ND	Analyzed by: 152, 272, 399 Weight: 0.5004g Extraction date: 09/19/24 16:53:42 Extracted by: 410 Analysis Method: SOP.T.30.500, SOP.T.30.104.AZ, SOP.T.40.104.AZ Analytical Batch: TE0058799ES Instrument Used: TE-118 "MS/MS Pest/Myco 1", TE-261 "UHPLC - Pest/Myco 2" Reviewed On: 09/20/24 17:27:29 Analyzed Date: 09/19/24 19:15:55 Batch Date: 09/19/24 10:49:59 Dilution: 25 Reagent: 091324.R12; 090524.R14; 091324.R13; 073024.R30; 091224.R17; 091824.R01; 091324.R31; 091224.R16; 041823.06 Consumables: 947.155; 8000038072; 111423CH01; 220318-306-D; 1008645998; GD23001; 425240JF Pipette: TE-060 SN:20C35457 (20-200uL); TE-108 SN:20B18337 (100-1000uL) Pesticide screening is carried out using LC-MS/MS supplemented by GC-MS/MS for volatile pesticides. (Methods: SOP.T.30.500 for sample homogenization, SOP.T.30.104.AZ for sample prep, and SOP.T.40.104.AZ for analysis on ThermoScientific Altis TSQ with Vanquish UHPLC). Analyzed by: 152, 272, 399 Weight: 0.5004g Extraction date: 09/19/24 16:53:42 Extracted by: 410 Analysis Method: SOP.T.30.500, SOP.T.30.104.AZ, SOP.T.40.154.AZ Analytical Batch: TE005895VOL Instrument Used: TE-118 "MS/MS Pest/Myco 1", TE-261 "UHPLC - Pest/Myco 2" Reviewed On: 09/20/24 17:28:23 Analyzed Date: 09/20/24 13:09:54 Batch Date: 09/20/24 13:09:08 Dilution: 25 Reagent: 091324.R12; 090524.R14; 091324.R13; 073024.R30; 091224.R17; 091824.R01; 091324.R31; 091224.R16; 041823.06 Consumables: 947.155; 8000038072; 111423CH01; 220318-306-D; 1008645998; GD23001; 425240JF Pipette: TE-060 SN:20C35457 (20-200uL); TE-108 SN:20B18337 (100-1000uL) Supplemental pesticide screening using GC-MS/MS to quantitatively screen for Chlorfenapyr, Cyfluthrin, Cypermethrin, and Diazinon; as well as the qualitative confirmation of Dichlorvos, Permethrin, Piperonyl Butoxide, Prallethrin, Propiconazole, Pyrethrin, and Tebuconazole which are all quantitatively screened using LC-MS/MS. (Methods: SOP.T.30.500 for sample homogenization, SOP.T.30.104.AZ for sample prep, and SOP.T.40.154.AZ for analysis using a ThermoScientific 1310-series GC equipped with a TriPlus RSH autosampler and detected on a TSQ 9000-series mass spectrometer).					
CYPERMETHRIN	0.5000	ppm	1	PASS	ND						
DIAZINON	0.1000	ppm	0.2	PASS	ND						
DAMINOZIDE	0.5000	ppm	1	PASS	ND						
DICHLORVOS (DDVP)	0.0500	ppm	0.1	PASS	ND						
DIMETHOATE	0.1000	ppm	0.2	PASS	ND						
ETHOPROPHOS	0.1000	ppm	0.2	PASS	ND						
ETOFENPROX	0.2000	ppm	0.4	PASS	ND						
ETOXAZOLE	0.1000	ppm	0.2	PASS	ND						
FENOXICARB	0.1000	ppm	0.2	PASS	ND						
FENPYROXIMATE	0.2000	ppm	0.4	PASS	ND						
FIPRONIL	0.2000	ppm	0.4	PASS	ND						
FLONICAMID	0.5000	ppm	1	PASS	ND						
FLUDIOXONIL	0.2000	ppm	0.4	PASS	ND						
HEXYTHIAZOX	0.5000	ppm	1	PASS	ND						
IMAZALIL	0.1000	ppm	0.2	PASS	ND						
IMIDACLOPRID	0.2000	ppm	0.4	PASS	ND						
KRESOXIM-METHYL	0.2000	ppm	0.4	PASS	ND						
MALATHION	0.1000	ppm	0.2	PASS	ND						
METALAXYL	0.1000	ppm	0.2	PASS	ND						
METHIOCARB	0.1000	ppm	0.2	PASS	ND						
METHOMYL	0.2000	ppm	0.4	PASS	ND						
MYCLOBUTANIL	0.1000	ppm	0.2	PASS	ND						
NALED	0.2500	ppm	0.5	PASS	ND						
OXAMYL	0.5000	ppm	1	PASS	ND						
PACLOBUTRAZOL	0.2000	ppm	0.4	PASS	ND						
TOTAL PERMETHRINS	0.1000	ppm	0.2	PASS	ND						
PHOSMET	0.1000	ppm	0.2	PASS	ND						
PIPERONYL BUTOXIDE	1.0000	ppm	2	PASS	ND						
PRALLETHRIN	0.1000	ppm	0.2	PASS	ND						
PROPICONAZOLE	0.2000	ppm	0.4	PASS	ND						
PROPOXUR	0.1000	ppm	0.2	PASS	ND						
TOTAL PYRETHRINS	0.5000	ppm	1	PASS	ND						
PYRIDABEN	0.1000	ppm	0.2	PASS	ND						

This Kaycha Labs Certification shall not be reproduced, unless in its entirety, without written approval from Kaycha Labs. The results relate only to the material or product analyzed. ND=Not Detected, ppm=Parts Per Million, ppb=Parts Per Billion, RSD=Relative Standard Deviation. Limit of Detection (LOD) and Limit of Quantitation (LOQ) are terms used to describe the smallest concentration that can be detected and reliably measured by an analytical procedure, respectively. Action Levels are State-determined thresholds based on the action limits published in Table 3.1 of 9 A.A.C. 17 and 9 A.A.C. 18. The Measurement of Uncertainty (MU) error is available from the lab upon request. The "Decision Rule" for pass/fail does not include the MU. Any calculated totals may contain rounding errors. Testing results were obtained according to requirements stated in QMS.100.010.AZ Quality Manual.

Ariel Gonzales
Lab Director

State License #
0000024LCMD66604568
ISO 17025 Accreditation # 97164

Signature
09/20/24



Certificate of Analysis

PASSED



Total Health & Wellness dba True Harvest

Sample : TE40918005-004
Harvest/Lot ID: AZTRHCL-20240910-046


4301 W Buckeye Rd.
Phoenix, AZ, AZ, 85043, US
Telephone: (612) 599-4361
Email: jpastor@trueharvestco.com
License #: 00000100DCWU00857159

Lot Date : 08/21/24
Batch# : DVD240821
Sample Size Received : 17.66 gram
Total Amount : 7 gram
Sampled : 09/18/24
Completed : 09/20/24 Expires: 09/20/25
Ordered : 09/18/24
Sample Method : SOP Client Method

Page 4 of 6

 Microbial PASSED						 Mycotoxins PASSED					
Analyte	LOQ	Units	Result	Pass / Fail	Action Level	Analyte	LOQ	Units	Result	Pass / Fail	Action Level
SALMONELLA SPP	0.0000		Not Present in 1g	PASS		TOTAL AFLATOXINS	4.8510	ppb	ND	PASS	20
ASPERGILLUS FLAVUS	0.0000		Not Present in 1g	PASS		AFLATOXIN B1	4.8510	ppb	ND	PASS	20
ASPERGILLUS FUMIGATUS	0.0000		Not Present in 1g	PASS		AFLATOXIN B2	5.9400	ppb	ND	PASS	20
ASPERGILLUS NIGER	0.0000		Not Present in 1g	PASS		AFLATOXIN G1	6.2700	ppb	ND	PASS	20
ASPERGILLUS TERREUS	0.0000		Not Present in 1g	PASS		AFLATOXIN G2	10.7250	ppb	ND	PASS	20
ESCHERICHIA COLI REC	10.0000	CFU/g	<10	PASS	100	OCHRATOXIN A	12.0000	ppb	ND	PASS	20
Analyzed by: 87, 39, 272, 399	Weight: 0.9015g	Extraction date: 09/19/24 17:26:10		Extracted by: 87,331		Analyzed by: 152, 272, 399	Weight: 0.5004g	Extraction date: 09/19/24 16:53:42		Extracted by: 410	
Analysis Method : SOP.T.40.056B, SOP.T.40.058.FL, SOP.T.40.208, SOP.T.40.209.AZ Analytical Batch : TE005867MIC Reviewed On : 09/20/24 11:37:57 Instrument Used : TE-234 "bioMerieux GENE-UP" Batch Date : 09/18/24 14:33:27 Analyzed Date : N/A						Analysis Method : SOP.T.30.500, SOP.T.30.104.AZ, SOP.T.40.104.AZ Analytical Batch : TE005894MYC Reviewed On : 09/20/24 17:27:55 Instrument Used : N/A Batch Date : 09/20/24 13:08:08 Analyzed Date : 09/20/24 13:08:59					
Dilution : 10 Reagent : 081224.19; 081224.20; 070224.32; 081324.31; 081324.49; 060424.44; 060424.49; 102523.39; 081324.56; 081324.58; 081324.63; 081324.69; 060424.05; 081324.20; 081324.24; 042924.15; 091624.R20 Consumables : N/A Pipette : N/A						Dilution : 25 Reagent : 091324.R12; 090524.R14; 091324.R13; 073024.R30; 091224.R17; 091824.R01; 091324.R31; 091224.R16; 041823.06 Consumables : 947.155; 8000038072; 111423CH01; 220318-306-D; 1008645998; GD23001; 425240JF Pipette : TE-060 SN:20C35457 (20-200uL); TE-108 SN:20B18337 (100-1000uL)					

Aflatoxins B1, B2, G1, G2, and Ochratoxin A analysis using LC-MS/MS. (Methods: SOP.T.30.500 for sample homogenization, SOP.T.30.104.AZ for sample prep, and SOP.T.40.104.AZ for analysis on ThermoScientific Altis TSQ with Vanquish UHPLC). Total Aflatoxins (sum of Aflatoxins B1, B2, G1, G2) must be <20µg/kg. Ochratoxin must be <20µg/kg.

 Heavy Metals PASSED					
Metal	LOQ	Units	Result	Pass / Fail	Action Level
ARSENIC	0.2000	ppm	ND	PASS	0.4
CADMIUM	0.2000	ppm	ND	PASS	0.4
LEAD	0.5000	ppm	ND	PASS	1
MERCURY	0.6000	ppm	ND	PASS	0.2
Analyzed by: 398, 39, 272, 399	Weight: 0.1965g	Extraction date: 09/18/24 19:23:28		Extracted by: 398	
Analysis Method : SOP.T.30.500, SOP.T.30.084.AZ, SOP.T.40.084.AZ Analytical Batch : TE005866HEA Reviewed On : 09/19/24 10:33:57 Instrument Used : TE-051 "Metals Hood",TE-141 "Wolfgang",TE-307 "Ted",TE-311 "Ted PC",TE-308 "Ted Chiller",TE-310 "Ted AS",TE-309 "Ted Pump",TE-312 "Ted Monitor",TE-313 "Ted Monitor" Batch Date : 09/18/24 13:32:57 Analyzed Date : N/A					
Dilution : 50 Reagent : 101723.14; 091324.R11; 091624.R19; 032724.07; 090624.01; 090922.04 Consumables : 111423CH01; 210705-306-D; 210725-598-D Pipette : TE-063 SN:20C50490 (20-200uL); TE-110 SN:20B18338 (100-1000uL)					

Heavy Metals screening is performed using ICP-MS (Inductively Coupled Plasma - Mass Spectrometer) which can screen down to below single digit ppb concentrations for regulated heavy metals. (Methods: SOP.T.30.500 for sample homogenization, SOP.T.30.084.AZ for sample prep by microwave digestion, and SOP.T.40.084.AZ for analysis by ThermoScientific iCAP RQ ICP-MS).

This Kaycha Labs Certification shall not be reproduced, unless in its entirety, without written approval from Kaycha Labs. The results relate only to the material or product analyzed. ND=Not Detected, ppm=Parts Per Million, ppb=Parts Per Billion, RSD=Relative Standard Deviation. Limit of Detection (LOD) and Limit of Quantitation (LOQ) are terms used to describe the smallest concentration that can be detected and reliably measured by an analytical procedure, respectively. Action Levels are State-determined thresholds based on the action limits published in Table 3.1 of 9 A.A.C. 17 and 9 A.A.C. 18. The Measurement of Uncertainty (MU) error is available from the lab upon request. The "Decision Rule" for pass/fail does not include the MU. Any calculated totals may contain rounding errors. Testing results were obtained according to requirements stated in QMS.100.010.AZ Quality Manual.

Ariel Gonzales
Lab Director

State License #
0000024LCMD66604568
ISO 17025 Accreditation # 97164



Signature
09/20/24



1231 W. Warner Road, Suite 105
 Tempe, AZ, 85284, US
 (480) 220-4470

Kaycha Labs

.....
 Devil Driver
 Devil Driver
 Matrix : Flower
 Type: Cannabis Flower



Certificate of Analysis

PASSED

Total Health & Wellness dba True Harvest

4301 W Buckeye Rd.
 Phoenix, AZ, AZ, 85043, US
 Telephone: (612) 599-4361
 Email: jpastor@trueharvestco.com
 License #: 00000100DCWU00857159

Sample : TE40918005-004

Harvest/Lot ID: AZTRHCL-20240910-046

Lot Date : 08/21/24

Batch# : DVD240821

Sampled : 09/18/24

Ordered : 09/18/24

Sample Size Received : 17.66 gram

Total Amount : 7 gram

Completed : 09/20/24 Expires: 09/20/25

Sample Method : SOP Client Method

Page 5 of 6

COMMENTS

* Confident Cannabis sample ID: 2409KLAZ0631.2617



* Cannabinoid TE40918005-004POT

1 - M3:D9-THC V1:D8-THC, THCA

This Kaycha Labs Certification shall not be reproduced, unless in its entirety, without written approval from Kaycha Labs. The results relate only to the material or product analyzed. ND=Not Detected, ppm=Parts Per Million, ppb=Parts Per Billion, RSD=Relative Standard Deviation. Limit of Detection (LOD) and Limit Of Quantitation (LOQ) are terms used to describe the smallest concentration that can be detected and reliably measured by an analytical procedure, respectively. Action Levels are State-determined thresholds based on the action limits published in Table 3.1 of 9 A.A.C. 17 and 9 A.A.C. 18. The Measurement of Uncertainty (MU) error is available from the lab upon request. The "Decision Rule" for pass/fail does not include the MU. Any calculated totals may contain rounding errors. Testing results were obtained according to requirements stated in QMS.100.010.AZ Quality Manual.

Ariel Gonzales

Lab Director

State License #
 0000024LCMD66604568
 ISO 17025 Accreditation # 97164

Signature
 09/20/24



1231 W. Warner Road, Suite 105
Tempe, AZ, 85284, US
(480) 220-4470

Kaycha Labs

.....
Devil Driver
Devil Driver
Matrix : Flower
Type: Cannabis Flower



Certificate of Analysis

PASSED

Total Health & Wellness dba True Harvest

4301 W Buckeye Rd.
Phoenix, AZ, AZ, 85043, US
Telephone: (612) 599-4361
Email: jpastor@trueharvestco.com
License # : 00000100DCWU00857159

Sample : TE40918005-004

Harvest/Lot ID: AZTRHCL-20240910-046

Lot Date : 08/21/24

Batch# : DVD240821

Sampled : 09/18/24

Ordered : 09/18/24

Sample Size Received : 17.66 gram

Total Amount : 7 gram

Completed : 09/20/24 Expires: 09/20/25

Sample Method : SOP Client Method

Page 6 of 6

COMMENTS

* Confident Cannabis sample ID: 2409KLAZ0631.2617



This Kaycha Labs Certification shall not be reproduced, unless in its entirety, without written approval from Kaycha Labs. The results relate only to the material or product analyzed. ND=Not Detected, ppm=Parts Per Million, ppb=Parts Per Billion, RSD=Relative Standard Deviation. Limit of Detection (LOD) and Limit Of Quantitation (LOQ) are terms used to describe the smallest concentration that can be detected and reliably measured by an analytical procedure, respectively. Action Levels are State-determined thresholds based on the action limits published in Table 3.1 of 9 A.A.C. 17 and 9 A.A.C. 18. The Measurement of Uncertainty (MU) error is available from the lab upon request. The "Decision Rule" for pass/fail does not include the MU. Any calculated totals may contain rounding errors. Testing results were obtained according to requirements stated in QMS.100.010.AZ Quality Manual.

Ariel Gonzales

Lab Director

State License #
0000024LCMD66604568
ISO 17025 Accreditation # 97164

Signature
09/20/24