



Certificate of Analysis

Pages 1 of 6

FOR COMPLIANCE

PASSED


Harvest/Lot ID: MOB250116
Batch #: MOB250116
Batch Date: 2025-01-16 00:00:00
Total Amount: 7 gram

Lab ID: TE50131005-010
Sampled: 01/31/25
Received: 17.33 gram
Sampling Method: N/A
Completed: 02/10/25
Expire: 02/10/26

Total Health & Wellness dba True Harvest

 4301 W Buckeye Rd.
 Phoenix, AZ , AZ, 85043, US
License #: 00000100DCWU00857159


Cannabinoid

PASSED


Total THC
33.6903%

Total CBD
ND

Total Cannabinoids
39.7809%

| | D9-THC | THCA | CBD | CBDA | CBG | CBGA | CBN | D8-THC | THCV | CBDV | CBC |
|------|--------|---------|--------|--------|--------|--------|--------|--------|--------|--------|--------|
| % | 0.2160 | 38.1692 | ND | ND | 0.1399 | 1.2558 | ND | ND | ND | ND | ND |
| mg/g | 2.160 | 381.692 | ND | ND | 1.399 | 12.558 | ND | ND | ND | ND | ND |
| LOQ | 0.0010 | 0.0010 | 0.0010 | 0.0010 | 0.0010 | 0.0010 | 0.0010 | 0.0010 | 0.0010 | 0.0010 | 0.0010 |
| % | % | % | % | % | % | % | % | % | % | % | % |

Qualifier

| | | | |
|-------------------------------------------|---------------------------|----------------------------------------------|-----------------------------|
| Analyzed by: 312, 432, 272, 410 | Weight: 0.1964g | Extraction date: 01/31/25 16:13:12 | Extracted by: 312 |
|-------------------------------------------|---------------------------|----------------------------------------------|-----------------------------|

Analysis Method : N/A
Analytical Batch : TE007501POT
Instrument Used : TE-004 "Duke Leto" (Flower)
Analyzed Date : 02/03/25 15:51:33

Batch Date : 01/31/25 11:50:13

Dilution : 400
Reagent : 123024.06; 012925.R22; 012725.R08; 010825.R24; 010825.R33
Consumables : 947.110; 8000038072; 20240202; 1008439554; 052024CH01; 220318-306-D; 269336; 291081312; GD230008
Pipette : TE-059 SN:20A04528 (20-200uL); TE-064 SN:20B27672 (100-1000uL); TE-164 SN: 21H24198 (Isopropanol)

Full spectrum cannabinoid analysis utilizing High Performance Liquid Chromatography with Photo Diode Array detector (HPLC-PDA) for analysis. (Methods: SOP.T.30.500 for sample homogenization, SOP.T.30.031 for sample prep, SOP.T.40.031 for analysis on Shimadzu LC-20X0 series HPLCs). Potency results for cannabis flower products are reported on an "as received" basis, without moisture correction.

SAFETY RESULTS

MISC.


Pesticide
PASSED

Heavy Metals
PASSED

Microbial
PASSED

Mycotoxins
PASSED

Solvents
NOT TESTED

Filth/Foreign
Material
NOT TESTED

Water Activity
NOT TESTED

Moisture
Content
NOT TESTED

Vitamin E
NOT TESTED

Terpenes
TESTED

This Kaycha Labs Certification shall not be reproduced, unless in its entirety, without written approval from Kaycha Labs. The results relate only to the material or product analyzed. ND=Not Detected, ppm=Parts Per Million, ppb=Parts Per Billion, RSD=Relative Standard Deviation. Limit of Detection (LOD) and Limit Of Quantitation (LOQ) are terms used to describe the smallest concentration that can be detected and reliably measured by an analytical procedure, respectively. Action Levels are State-determined thresholds based on the action limits published in Table 3.1 of 9 A.A.C. 17 and 9 A.A.C. 18. The Measurement of Uncertainty (MU) error is available from the lab upon request. The "Decision Rule" for pass/fail does not include the MU. Any calculated totals may contain rounding errors. Testing results were obtained according to requirements stated in QMS.100.010.AZ Quality Manual.

Ariel Gonzales

Lab Director

 State License #
 00000024LCMD66604568
 ISO 17025 Accreditation # 97164

 Signature
 02/10/25



Certificate of Analysis

Pages 2 of 6

Sample: TE50131005-010
Total Health & Wellness dba True Harvest
Telephone: (612) 599-4361
Email: jpastor@trueharvestco.com

Harvest/Lot ID: MOB250116
Batch #: MOB250116

Ordered: 01/31/25
Sampled: 01/31/25
Completed: 02/10/25

PASSED



Terpenes

TESTED

| ANALYTES | | UNIT | LOD | LOQ | ACTION LEVEL | PASS/FAIL | RESULT | QUALIFIER |
|---------------------|-------------|------|-----|-------|--------------|-----------|--------|-----------|
| TOTAL TERPENES | <div></div> | mg | 0 | 0.002 | | TESTED | 2.3269 | |
| ALPHA-PINENE | <div></div> | mg | 0 | 0.002 | | TESTED | 0.0417 | |
| CAMPHENE | <div></div> | mg | 0 | 0.002 | | TESTED | ND | |
| SABINENE | <div></div> | mg | 0 | 0.002 | | TESTED | ND | |
| BETA-PINENE | <div></div> | mg | 0 | 0.002 | | TESTED | 0.0797 | |
| BETA-MYRCENE | <div></div> | mg | 0 | 0.002 | | TESTED | 0.9418 | |
| ALPHA-PHELLANDRENE | <div></div> | mg | 0 | 0.002 | | TESTED | ND | |
| 3-CARENE | <div></div> | mg | 0 | 0.002 | | TESTED | ND | |
| ALPHA-TERPINENE | <div></div> | mg | 0 | 0.002 | | TESTED | ND | |
| LIMONENE | <div></div> | mg | 0 | 0.002 | | TESTED | 0.4405 | |
| EUCALYPTOL | <div></div> | mg | 0 | 0.002 | | TESTED | ND | |
| OCIMENE | <div></div> | mg | 0 | 0.002 | | TESTED | ND | |
| GAMMA-TERPINENE | <div></div> | mg | 0 | 0.002 | | TESTED | ND | |
| SABINENE HYDRATE | <div></div> | mg | 0 | 0.002 | | TESTED | ND | |
| TERPINOLENE | <div></div> | mg | 0 | 0.002 | | TESTED | ND | |
| FENCHONE | <div></div> | mg | 0 | 0.002 | | TESTED | ND | |
| LINALOOL | <div></div> | mg | 0 | 0.002 | | TESTED | 0.0937 | |
| FENCHYL ALCOHOL | <div></div> | mg | 0 | 0.002 | | TESTED | 0.0412 | |
| ISOPULEGOL | <div></div> | mg | 0 | 0.002 | | TESTED | ND | |
| CAMPOR | <div></div> | mg | 0 | 0.002 | | TESTED | ND | |
| ISOBORNEOL | <div></div> | mg | 0 | 0.002 | | TESTED | ND | |
| BORNEOL | <div></div> | mg | 0 | 0.002 | | TESTED | ND | |
| MENTHOL | <div></div> | mg | 0 | 0.002 | | TESTED | ND | |
| ALPHA-TERPINEOL | <div></div> | mg | 0 | 0.002 | | TESTED | 0.0358 | |
| GAMMA-TERPINEOL | <div></div> | mg | 0 | 0.002 | | TESTED | ND | |
| NEROL | <div></div> | mg | 0 | 0.002 | | TESTED | ND | |
| PULEGONE | <div></div> | mg | 0 | 0.002 | | TESTED | ND | |
| GERANIOL | <div></div> | mg | 0 | 0.002 | | TESTED | ND | |
| GERANYL ACETATE | <div></div> | mg | 0 | 0.002 | | TESTED | ND | |
| ALPHA-CEDRENE | <div></div> | mg | 0 | 0.002 | | TESTED | ND | |
| BETA-CARYOPHYLLENE | <div></div> | mg | 0 | 0.002 | | TESTED | 0.4174 | |
| ALPHA-HUMULENE | <div></div> | mg | 0 | 0.002 | | TESTED | 0.1730 | |
| VALENCENE | <div></div> | mg | 0 | 0.002 | | TESTED | ND | |
| CIS-NEROLIDOL | <div></div> | mg | 0 | 0.002 | | TESTED | ND | |
| TRANS-NEROLIDOL | <div></div> | mg | 0 | 0.002 | | TESTED | ND | |
| CARYOPHYLLENE OXIDE | <div></div> | mg | 0 | 0.002 | | TESTED | ND | |
| GUAIOL | <div></div> | mg | 0 | 0.002 | | TESTED | ND | |
| CEDROL | <div></div> | mg | 0 | 0.002 | | TESTED | ND | |
| ALPHA-BISABOLOL | <div></div> | mg | 0 | 0.002 | | TESTED | 0.0621 | |

| | | | |
|--------------------------------------|---------------------------|----------------------------------------------|-----------------------------|
| Analyzed by: 334, 272, 410 | Weight: 0.2466g | Extraction date: 01/31/25 15:52:59 | Extracted by: 334 |
|--------------------------------------|---------------------------|----------------------------------------------|-----------------------------|

Analysis Method : N/A
Analytical Batch : TE007502TER
Instrument Used : TE-096 "MS - Terpenes 1", TE-097 "AS - Terpenes 1", TE-093 "GC - Terpenes 1"
Analyzed Date : 02/03/25 16:45:04

Batch Date : 01/31/25 12:10:47

Dilution : N/A
Reagent : 101723.24; 071924.01
Consumables : 0000179471; 947.110; H109203-1; 8000038072; 20240202; 1; 0000185478; GD230008
Pipette : N/A

Terpenes screening is performed using GC-MS which can detect below single digit ppm concentrations. (Methods: SOP.T.30.500 for sample homogenization, SOP.T.30.064 for sample prep, and SOP.T.40.064 for analysis via ThermoScientific 1310-series GC equipped with an AI 1310-series liquid injection autosampler and detection carried out by ISQ 7000-series mass spectrometer). Terpene results are reported on a wt/wt% basis. Testing result is for informational purposes only and cannot be used to satisfy dispensary testing requirements in R9-17-317.01(A) or labeling requirements in R9-17-317. Nor, can it be used to satisfy marijuana establishment testing requirements in R9-18-311(A) or labeling requirements in R9-18-310 - Q3.

This Kaycha Labs Certification shall not be reproduced, unless in its entirety, without written approval from Kaycha Labs. The results relate only to the material or product analyzed. ND=Not Detected, ppm=Parts Per Million, ppb=Parts Per Billion, RSD=Relative Standard Deviation. Limit of Detection (LOD) and Limit Of Quantitation (LOQ) are terms used to describe the smallest concentration that can be detected and reliably measured by an analytical procedure, respectively. Action Levels are State-determined thresholds based on the action limits published in Table 3.1 of 9 A.A.C. 17 and 9 A.A.C. 18. The Measurement of Uncertainty (MU) error is available from the lab upon request. The "Decision Rule" for pass/fail does not include the MU. Any calculated totals may contain rounding errors. Testing results were obtained according to requirements stated in QMS.100.010.AZ Quality Manual.

Ariel Gonzales

Lab Director

State License #
 0000024LCMD66604568
 ISO 17025 Accreditation # 97164

Signature
 02/10/25



Certificate of Analysis

Pages 3 of 6

Sample: TE50131005-010
Total Health & Wellness dba True Harvest
Telephone: (612) 599-4361
Email: jpastor@trueharvestco.com

Harvest/Lot ID: MOB250116
Batch #: MOB250116

Ordered: 01/31/25
Sampled: 01/31/25
Completed: 02/10/25

PASSED


Pesticide

PASSED

| ANALYTES | UNIT | LOD | LOQ | ACTION LEVEL | PASS/FAIL | RESULT | QUALIFIER |
|-----------------------------|------|-------|------|--------------|-----------|--------|-----------|
| AVERMECTINS (ABAMECTIN B1A) | mg | 0.017 | 0.25 | 0.5 | PASS | ND | |
| ACEPHATE | mg | 0.01 | 0.2 | 0.4 | PASS | ND | |
| ACETAMIPRID | mg | 0.005 | 0.1 | 0.2 | PASS | ND | |
| ALDICARB | mg | 0.014 | 0.2 | 0.4 | PASS | ND | |
| AZOXYSTROBIN | mg | 0.005 | 0.1 | 0.2 | PASS | ND | |
| BIFENAZATE | mg | 0.006 | 0.1 | 0.2 | PASS | ND | |
| BIFENTHRIN | mg | 0.005 | 0.1 | 0.2 | PASS | ND | |
| BOSCALID | mg | 0.005 | 0.2 | 0.4 | PASS | ND | |
| CARBARYL | mg | 0.008 | 0.1 | 0.2 | PASS | ND | |
| CARBOFURAN | mg | 0.005 | 0.1 | 0.2 | PASS | ND | |
| CHLORANTRILIPROLE | mg | 0.011 | 0.1 | 0.2 | PASS | ND | |
| CHLORPYRIFOS | mg | 0.005 | 0.1 | 0.2 | PASS | ND | |
| CLOFENTEZINE | mg | 0.01 | 0.1 | 0.2 | PASS | ND | |
| CYPERMETHRIN | mg | 0.1 | 0.5 | 1 | PASS | ND | |
| DIAZINON | mg | 0.006 | 0.1 | 0.2 | PASS | ND | |
| DAMINOZIDE | mg | 0.01 | 0.5 | 1 | PASS | ND | |
| DICHLORVOS (DDVP) | mg | 0.001 | 0.05 | 0.1 | PASS | ND | |
| DIMETHOATE | mg | 0.006 | 0.1 | 0.2 | PASS | ND | |
| ETHOPROPHOS | mg | 0.004 | 0.1 | 0.2 | PASS | ND | |
| ETOFENPROX | mg | 0.006 | 0.2 | 0.4 | PASS | ND | |
| ETOXAZOLE | mg | 0.004 | 0.1 | 0.2 | PASS | ND | |
| FENOXYCARB | mg | 0.005 | 0.1 | 0.2 | PASS | ND | |
| FENPYROXIMATE | mg | 0.004 | 0.2 | 0.4 | PASS | ND | |
| FIPRONIL | mg | 0.006 | 0.2 | 0.4 | PASS | ND | |
| FLONICAMID | mg | 0.009 | 0.5 | 1 | PASS | ND | |
| FLUDIOXONIL | mg | 0.006 | 0.2 | 0.4 | PASS | ND | |
| HEXYTHIAZOX | mg | 0.005 | 0.5 | 1 | PASS | ND | |
| IMAZALIL | mg | 0.011 | 0.1 | 0.2 | PASS | ND | |
| IMIDACLOPRID | mg | 0.008 | 0.2 | 0.4 | PASS | ND | |
| KRESOXIM-METHYL | mg | 0.007 | 0.2 | 0.4 | PASS | ND | |
| MALATHION | mg | 0.007 | 0.1 | 0.2 | PASS | ND | |
| METALAXYL | mg | 0.004 | 0.1 | 0.2 | PASS | ND | |
| METHIOCARB | mg | 0.004 | 0.1 | 0.2 | PASS | ND | |
| METHOMYL | mg | 0.005 | 0.2 | 0.4 | PASS | ND | |
| MYCLOBUTANIL | mg | 0.01 | 0.1 | 0.2 | PASS | ND | |
| NALED | mg | 0.007 | 0.25 | 0.5 | PASS | ND | |
| OXAMYL | mg | 0.008 | 0.5 | 1 | PASS | ND | |
| PACLOBUTRAZOL | mg | 0.005 | 0.2 | 0.4 | PASS | ND | |
| TOTAL PERMETHRINS | mg | 0.003 | 0.1 | 0.2 | PASS | ND | |
| PHOSMET | mg | 0.01 | 0.1 | 0.2 | PASS | ND | |
| PIPERONYL BUTOXIDE | mg | 0.005 | 1 | 2 | PASS | ND | |
| PRALLETHRIN | mg | 0.013 | 0.1 | 0.2 | PASS | ND | |
| PROPICONAZOLE | mg | 0.005 | 0.2 | 0.4 | PASS | ND | |
| PROPOXUR | mg | 0.005 | 0.1 | 0.2 | PASS | ND | |
| TOTAL PYRETHRINS | mg | 0.001 | 0.5 | 1 | PASS | ND | |
| PYRIDABEN | mg | 0.004 | 0.1 | 0.2 | PASS | ND | |
| TOTAL SPINOSAD | mg | 0.006 | 0.1 | 0.2 | PASS | ND | |
| SPIROMESIFEN | mg | 0.008 | 0.1 | 0.2 | PASS | ND | |
| SPIROTETRAMAT | mg | 0.006 | 0.1 | 0.2 | PASS | ND | |
| SPIROXAMINE | mg | 0.004 | 0.2 | 0.4 | PASS | ND | |
| TEBUCONAZOLE | mg | 0.004 | 0.2 | 0.4 | PASS | ND | |
| THIACLOPRID | mg | 0.006 | 0.1 | 0.2 | PASS | ND | |
| THIAMETHOXAM | mg | 0.006 | 0.1 | 0.2 | PASS | ND | |
| TRIFLOXYSTROBIN | mg | 0.006 | 0.1 | 0.2 | PASS | ND | |

This Kaycha Labs Certification shall not be reproduced, unless in its entirety, without written approval from Kaycha Labs. The results relate only to the material or product analyzed. ND=Not Detected, ppm=Parts Per Million, ppb=Parts Per Billion, RSD=Relative Standard Deviation. Limit of Detection (LOD) and Limit Of Quantitation (LOQ) are terms used to describe the smallest concentration that can be detected and reliably measured by an analytical procedure, respectively. Action Levels are State-determined thresholds based on the action limits published in Table 3.1 of 9 A.A.C. 17 and 9 A.A.C. 18. The Measurement of Uncertainty (MU) error is available from the lab upon request. The "Decision Rule" for pass/fail does not include the MU. Any calculated totals may contain rounding errors. Testing results were obtained according to requirements stated in QMS.100.010.AZ Quality Manual.

Ariel Gonzales

Lab Director

 State License #
 00000024LCMD66604568
 ISO 17025 Accreditation # 97164

 Signature
 02/10/25



Certificate of Analysis


Pages 4 of 6

Sample: TE50131005-010
Total Health & Wellness dba True Harvest
Telephone: (612) 599-4361
Email: jpastor@trueharvestco.com

Harvest/Lot ID: MOB250116
Batch #: MOB250116

Ordered: 01/31/25
Sampled: 01/31/25
Completed: 02/10/25

PASSED



Pesticide

PASSED

| ANALYTES | UNIT | LOD | LOQ | ACTION LEVEL | PASS/FAIL | RESULT | QUALIFIER |
|--------------|------|-------|-----|--------------|-----------|--------|-----------|
| CHLORFENAPYR | mg | 0.027 | 0.3 | 1 | PASS | ND | |
| CYFLUTHRIN | mg | 0.015 | 0.5 | 1 | PASS | ND | |

| | | | |
|--------------------------------------|---------------------------|----------------------------------------------|-----------------------------|
| Analyzed by: 152, 272, 410 | Weight: 0.4956g | Extraction date: 01/31/25 15:34:57 | Extracted by: 410 |
|--------------------------------------|---------------------------|----------------------------------------------|-----------------------------|

Analysis Method : N/A
Analytical Batch : TE007499PES
Instrument Used : TE-262 "MS/MS - Pest/Myco 2", TE-117 UHPLC - Pest/Myco 2
Analyzed Date : 02/03/25 16:16:43

Batch Date : 01/31/25 11:24:42

Dilution : 25
Reagent : 012925.R19; 012925.R20; 012325.R37; 121024.R09; 012725.R18; 012925.R10; 011525.R13; 012725.R16; 041823.06
Consumables : 9479291.162; 8000038072; 100824CH01; 220321-306-D; 1008672189; GD230008; 426060-JG
Pipette : TE-062 SN:20C50491; TE-064 SN:20B27672 (100-1000uL)

Pesticide screening is carried out using LC-MS/MS supplemented by GC-MS/MS for volatile pesticides. (Methods: SOP.T.30.500 for sample homogenization, SOP.T.30.104.AZ for sample prep, and SOP.T.40.104.AZ for analysis on ThermoScientific Altis TSQ with Vanquish UHPLC).


| | | | |
|--------------------------------------|---------------------------|----------------------------------------------|-----------------------------|
| Analyzed by: 152, 272, 410 | Weight: 0.4956g | Extraction date: 01/31/25 15:34:57 | Extracted by: 410 |
|--------------------------------------|---------------------------|----------------------------------------------|-----------------------------|

Analysis Method : N/A
Analytical Batch : TE007513VOL
Instrument Used : TE-117 UHPLC - Pest/Myco 2, TE-262 "MS/MS - Pest/Myco 2"
Analyzed Date : 02/03/25 16:11:03

Batch Date : 01/31/25 15:45:30

Dilution : 25
Reagent : 012925.R19; 012925.R20; 012325.R37; 121024.R09; 012725.R18; 012925.R10; 011525.R13; 012725.R16; 041823.06
Consumables : 9479291.162; 8000038072; 100824CH01; 220321-306-D; 1008672189; GD230008; 426060-JG
Pipette : TE-062 SN:20C50491; TE-064 SN:20B27672 (100-1000uL)

Supplemental pesticide screening using GC-MS/MS to quantitatively screen for Chlorfenapyr, Cyfluthrin, Cypermethrin, and Diazinon; as well as the qualitative confirmation of Dichlorvos, Permethrins, Piperonyl Butoxide, Prallethrin, Propiconazole, Pyrethrins, and Tebuconazole which are all quantitatively screened using LC-MS/MS. (Methods: SOP.T.30.500 for sample homogenization, SOP.T.30.104.AZ for sample prep, and SOP.T.40.154.AZ for analysis using a ThermoScientific 1310-series GC equipped with a TriPlus RSH autosampler and detected on a TSQ 9000-series mass spectrometer).



Microbial


PASSED

| ANALYTES | UNIT | LOD | LOQ | ACTION LEVEL | PASS/FAIL | RESULT | QUALIFIER |
|------------------------|------|-----|-----|--------------|-----------|-------------------|-----------|
| SALMONELLA SPP. | mg | 0 | 0 | 1 | PASS | Not Present in 1g | |
| ASPERGILLUS FLAVUS | mg | 0 | 0 | 0.999 | PASS | Not Present in 1g | |
| ASPERGILLUS FUMIGATUS | mg | 0 | 0 | 0.999 | PASS | Not Present in 1g | |
| ASPERGILLUS NIGER | mg | 0 | 0 | 0.999 | PASS | Not Present in 1g | |
| ASPERGILLUS TERREUS | mg | 0 | 0 | 0.999 | PASS | Not Present in 1g | |
| ESCHERICHIA COLI (REC) | mg | 10 | 10 | 100 | PASS | <10 | |

This Kaycha Labs Certification shall not be reproduced, unless in its entirety, without written approval from Kaycha Labs. The results relate only to the material or product analyzed. ND=Not Detected, ppm=Parts Per Million, ppb=Parts Per Billion, RSD=Relative Standard Deviation. Limit of Detection (LOD) and Limit Of Quantitation (LOQ) are terms used to describe the smallest concentration that can be detected and reliably measured by an analytical procedure, respectively. Action Levels are State-determined thresholds based on the action limits published in Table 3.1 of 9 A.A.C. 17 and 9 A.A.C. 18. The Measurement of Uncertainty (MU) error is available from the lab upon request. The "Decision Rule" for pass/fail does not include the MU. Any calculated totals may contain rounding errors. Testing results were obtained according to requirements stated in QMS.100.010.AZ Quality Manual.

Ariel Gonzales
 Lab Director

 State License #
 00000024LCMD66604568
 ISO 17025 Accreditation # 97164



 Signature
 02/10/25



Certificate of Analysis


Pages 5 of 6

Sample: TE50131005-010
Total Health & Wellness dba True Harvest
Telephone: (612) 599-4361
Email: jpastor@trueharvestco.com

Harvest/Lot ID: MOB250116
Batch #: MOB250116

Ordered: 01/31/25
Sampled: 01/31/25
Completed: 02/10/25

PASSED

| | | |
|-----------------------------------------------------------------------------------|------------------|---------------|
|  | Microbial | PASSED |
|-----------------------------------------------------------------------------------|------------------|---------------|

| ANALYTES | UNIT | LOD | LOQ | ACTION LEVEL | PASS/FAIL | RESULT | QUALIFIER |
|---------------------------------------------------------------------------------------------------------------------------------------------------------------------------|---------------------------|----------------------------------------------|-----|--------------|-----------|--------------------------------|-----------|
| Analyzed by: 527, 331, 87, 272, 410 | Weight: 1.0518g | Extraction date: 02/03/25 10:52:46 | | | | Extracted by: 527,87 | |
| Analysis Method : N/A Analytical Batch : TE007509MIC Instrument Used : TE-234 "bioMerieux GENE-UP" Analyzed Date : 02/04/25 09:17:00 | | | | | | | |
| Batch Date : 01/31/25 14:19:02 | | | | | | | |

Dilution : 10
Reagent : 120924.41; 120924.42; 120524.11; 012125.R59; 010225.06
Consumables : N/A
Pipette : TE-053 SN:20E78952; TE-061 SN:20C35454; TE-062 SN:20C50491; TE-066 SN:20D56970; TE-069 SN:21B23920; TE-109 SN:20B18330; TE-256 Dispensette S Bottle Top Dispenser SN:20G36073; TE-258


Microbiological screening for bacterial and fungal identification via Polymerase Chain Reaction (PCR) methods consisting of sample DNA amplified via tandem PCR as a crude lysate without purification. (Methods: SOP.T.40.056B for sample prep and screening for Salmonella and Aspergillus sp. by PathogenDx Detectx Combined using a SensoSpot Microarray Analyzer and SOP.T.40.209.AZ for quantitative plating of E. coli on 3M Rapid E. coli Petrifilm and confirmation of Aspergillus sp. on SabDex agar for derivative products). All qualitative microbial testing is reported as detected/not detected in 1g.

| | | |
|-------------------------------------------------------------------------------------|-------------------|---------------|
|  | Mycotoxins | PASSED |
|-------------------------------------------------------------------------------------|-------------------|---------------|

| ANALYTES | UNIT | LOD | LOQ | ACTION LEVEL | PASS/FAIL | RESULT | QUALIFIER |
|------------------------------------------------------------------------------------------------------------------------------------------------------------------------------------------------------|---------------------------|----------------------------------------------|--------|--------------|-----------|-----------------------------|-----------|
| TOTAL AFLATOXINS | mg | 1.487 | 4.851 | 20 | PASS | ND | |
| AFLATOXIN B1 | mg | 1.47 | 4.851 | 20 | PASS | ND | |
| AFLATOXIN B2 | mg | 1.8 | 5.94 | 20 | PASS | ND | |
| AFLATOXIN G1 | mg | 1.9 | 6.27 | 20 | PASS | ND | |
| AFLATOXIN G2 | mg | 3.25 | 10.725 | 20 | PASS | ND | |
| OCHRATOXIN A | mg | 4.61 | 12 | 20 | PASS | ND | |
| Analyzed by: 152, 272, 410 | Weight: 0.4956g | Extraction date: 01/31/25 15:34:57 | | | | Extracted by: 410 | |
| Analysis Method : N/A Analytical Batch : TE007514MYC Instrument Used : TE-262 "MS/MS - Pest/Myco 2,TE-117 UHPLC - Pest/Myco 2 Analyzed Date : 02/03/25 16:13:38 | | | | | | | |
| Batch Date : 01/31/25 15:46:32 | | | | | | | |

Dilution : 25
Reagent : 012925.R19; 012925.R20; 012325.R37; 121024.R09; 012725.R18; 012925.R10; 011525.R13; 012725.R16; 041823.06
Consumables : 9479291.162; 8000038072; 100824CH01; 220321-306-D; 1008672189; GD230008; 426060-JG
Pipette : TE-062 SN:20C50491; TE-064 SN:20B27672 (100-1000uL)

Aflatoxins B1, B2, G1, G2, and Ochratoxin A analysis using LC-MS/MS. (Methods: SOP.T.30.500 for sample homogenization, SOP.T.30.104.AZ for sample prep, and SOP.T.40.104.AZ for analysis on ThermoScientific Altis TSQ with Vanquish UHPLC). Total Aflatoxins (sum of Aflatoxins B1, B2, G1, G2) must be <20µg/kg. Ochratoxin must be <20µg/kg.

| | | |
|-------------------------------------------------------------------------------------|---------------------|---------------|
|  | Heavy Metals | PASSED |
|-------------------------------------------------------------------------------------|---------------------|---------------|

| ANALYTES | UNIT | LOD | LOQ | ACTION LEVEL | PASS/FAIL | RESULT | QUALIFIER |
|----------|------|--------|-----|--------------|-----------|--------|-----------|
| ARSENIC | mg | 0.003 | 0.2 | 0.4 | PASS | ND | |
| CADMIUM | mg | 0.002 | 0.2 | 0.4 | PASS | ND | |
| LEAD | mg | 0.001 | 0.5 | 1 | PASS | ND | |
| MERCURY | mg | 0.0125 | 0.1 | 0.2 | PASS | ND | |

This Kaycha Labs Certification shall not be reproduced, unless in its entirety, without written approval from Kaycha Labs. The results relate only to the material or product analyzed. ND=Not Detected, ppm=Parts Per Million, ppb=Parts Per Billion, RSD=Relative Standard Deviation. Limit of Detection (LOD) and Limit Of Quantitation (LOQ) are terms used to describe the smallest concentration that can be detected and reliably measured by an analytical procedure, respectively. Action Levels are State-determined thresholds based on the action limits published in Table 3.1 of 9 A.A.C. 17 and 9 A.A.C. 18. The Measurement of Uncertainty (MU) error is available from the lab upon request. The "Decision Rule" for pass/fail does not include the MU. Any calculated totals may contain rounding errors. Testing results were obtained according to requirements stated in QMS.100.010.AZ Quality Manual.

Ariel Gonzales
Lab Director

State License #
00000024LCMD66604568
ISO 17025 Accreditation # 97164



Signature
02/10/25



1231 W. Warner Road, Suite 105
Tempe, AZ, 85284, US
(480) 220-4470

Kaycha Labs
.....
MOB250116
Modified Banana
Matrix : Flower
Type : Flower-Cured



Certificate of Analysis

Pages 6 of 6


Sample: TE50131005-010
Total Health & Wellness dba True
Harvest

Telephone: (612) 599-4361
Email: jpastor@trueharvestco.com

Harvest/Lot ID: MOB250116
Batch #: MOB250116

Ordered: 01/31/25
Sampled: 01/31/25
Completed: 02/10/25

PASSED

| | | |
|-----------------------------------------------------------------------------------|---------------------|---------------|
|  | Heavy Metals | PASSED |
|-----------------------------------------------------------------------------------|---------------------|---------------|

| ANALYTES | UNIT | LOD | LOQ | ACTION LEVEL | PASS/FAIL | RESULT | QUALIFIER |
|--------------------------------------------------------------------------------------------------------------------------------------------------------------------------------------------------------------------------------------------------------------------------------------------------------------------------------------------------------------------------------------------------------------------------------------------------------------------------------------------------------------------------------------------------------------------------------------------------------------------------------------|-------------------|---------------------------------------|-----|--------------|----------------------|--------|-----------|
| Analyzed by: 398, 272, 410 | Weight: 0.191g | Extraction date: 01/31/25 15:20:34 | | | Extracted by: 445 | | |
| Analysis Method : N/A Analytical Batch : TE007503HEA Instrument Used : TE-051 "Metals Hood",TE-141 "Wolfgang",TE-153 "Bill",TE-154 "Bill's PC",TE-157 "Bill Pump",TE-156 "Bill Chiller",TE-155 "Bill AS",TE-144,TE-218 "Bill Monitor",TE-219 "Bill Monitor",TE-260 "Ludwig" Batch Date : 01/31/25 12:15:46 Analyzed Date : 02/03/25 15:56:15 Dilution : 50 Reagent : 102824.03; 013025.R04; 012825.R01; 100424.03; 011025.02; 090922.04 Consumables : 052024CH01; 210705-306-D; 269336; GD230008 Pipette : TE-063 SN:20C50490 (20-200uL); TE-110 SN:20B18338 (100-1000uL); TE-169 SN: 20B16352 (Nitric Acid) | | | | | | | |

Heavy Metals screening is performed using ICP-MS (Inductively Coupled Plasma - Mass Spectrometer) which can screen down to below single digit ppb concentrations for regulated heavy metals.
(Methods: SOP.T.30.500 for sample homogenization, SOP.T.30.084.AZ for sample prep by microwave digestion, and SOP.T.40.084.AZ for analysis by ThermoScientific iCAP RQ ICP-MS).

This Kaycha Labs Certification shall not be reproduced, unless in its entirety, without written approval from Kaycha Labs. The results relate only to the material or product analyzed. ND=Not Detected, ppm=Parts Per Million, ppb=Parts Per Billion, RSD=Relative Standard Deviation. Limit of Detection (LOD) and Limit Of Quantitation (LOQ) are terms used to describe the smallest concentration that can be detected and reliably measured by an analytical procedure, respectively. Action Levels are State-determined thresholds based on the action limits published in Table 3.1 of 9 A.A.C. 17 and 9 A.A.C. 18. The Measurement of Uncertainty (MU) error is available from the lab upon request. The "Decision Rule" for pass/fail does not include the MU. Any calculated totals may contain rounding errors. Testing results were obtained according to requirements stated in QMS.100.010.AZ Quality Manual.

Ariel Gonzales
Lab Director

State License #
00000024LCMD66604568
ISO 17025 Accreditation # 97164

Signature
02/10/25