



Certificate of Analysis

Laboratory Sample ID: TE50106001-001



Production Method: Indoor
Harvest/Lot ID: MOB241125
Batch#: MOB241125
Harvest Date: 11/25/24
Sample Size Received: 17.70 gram
Total Amount: 7 gram
Retail Product Size: 15 gram
Retail Serving Size: 15 gram
Servings: 1
Ordered: 01/06/25
Sampled: 01/06/25
Sample Collection Time: 11:15 AM
Completed: 01/09/25

Jan 09, 2025 | Total Health & Wellness
dba True Harvest

License # 00000100DCWU00857159

4301 W Buckeye Rd.
Phoenix, AZ, AZ, 85043, US

PASSED

Pages 1 of 5

SAFETY RESULTS



Pesticides
PASSED



Heavy Metals
PASSED



Microbials
PASSED



Mycotoxins
PASSED



Residuals
Solvents
NOT TESTED



Filtration
NOT TESTED



Water Activity
NOT TESTED



Moisture
NOT TESTED

MISC.



Terpenes
PASSED



Cannabinoid

PASSED



Total THC
34.6034%



Total CBD
ND



Total Cannabinoids
40.9134%

	D9-THC	THCA	CBD	CBDA	CBG	CBGA	CBN	D8-THC	THCV	CBOV	CBC
%	0.3254	39.0856	ND	ND	0.1767	1.2159	ND	ND	ND	ND	0.1098
mg/g	3.254	390.856	ND	ND	1.767	12.159	ND	ND	ND	ND	1.098
LOQ	0.0010	0.0010	0.0010	0.0010	0.0010	0.0010	0.0010	0.0010	0.0010	0.0010	0.0010
%											

Analized by:
312, 359, 272, 399

Weight:
0.2082g

Extraction date:
01/06/25 16:47:25

Extracted by:
333

Analysis Method : SOP.T.30.500, SOP.T.30.031, SOP.T.40.031
Analytical Batch : TE007121POT
Instrument Used : TE-004 "Duke Leto" (Flower)
Analized Date : 01/08/25 12:53:44

Batch Date : 01/06/25 11:19:52

Dilution : 400
Reagent : N/A
Consumables : N/A
Pipette : N/A

Full spectrum cannabinoid analysis utilizing High Performance Liquid Chromatography with Photo Diode Array detector (HPLC-PDA) for analysis. (Methods: SOP.T.30.500 for sample homogenization, SOP.T.30.031 for sample prep, SOP.T.40.031 for analysis on Shimadzu LC-20X0 series HPLCs). Potency results for cannabis flower products are reported on an "as received" basis, without moisture correction.

This Kaycha Labs Certification shall not be reproduced, unless in its entirety, without written approval from Kaycha Labs. The results relate only to the material or product analyzed. ND=Not Detected, ppm=Parts Per Million, ppb=Parts Per Billion, RSD=Relative Standard Deviation. Limit of Detection (LOD) and Limit Of Quantitation (LOQ) are terms used to describe the smallest concentration that can be detected and reliably measured by an analytical procedure, respectively. Action Levels are State-determined thresholds based on the action limits published in Table 3.1 of 9 A.A.C. 17 and 9 A.A.C. 18. The Measurement of Uncertainty (MU) error is available from the lab upon request. The "Decision Rule" for pass/fail does not include the MU. Any calculated totals may contain rounding errors. Testing results were obtained according to requirements stated in QMS.100.010.AZ Quality Manual.

Ariel Gonzales
Lab Director

State License #
0000024LCMD66604568
ISO 17025 Accreditation # 97164

Signature
01/09/25



1231 W. Warner Road, Suite 105
 Tempe, AZ, 85284, US
 (480) 220-4470

Kaycha Labs

MOB241125
 Modified Banana
 Matrix : Flower
 Type: Flower-Cured



Certificate of Analysis

PASSED

Total Health & Wellness dba True Harvest

Sample : TE50106001-001
 Harvest/Lot ID: MOB241125

4301 W Buckeye Rd.
 Phoenix, AZ, AZ, 85043, US
 Telephone: (612) 599-4361
 Email: jpastor@trueharvestco.com
 License #: 00000100DCWU00857159

Batch #: MOB241125
 Sampled : 01/06/25
 Ordered : 01/06/25
 Sample Size Received : 17.70 gram
 Total Amount : 7 gram
 Completed : 01/09/25 Expires: 01/09/26
 Sample Method : SOP Client Method

Page 2 of 5



Terpenes

PASSED

Terpenes	LOQ (%)	mg/g	%	Result (%)	Terpenes	LOQ (%)	mg/g	%	Result (%)
TOTAL TERPENES	0.0020	20.586	2.0586		VALENCENE	0.0020	ND	ND	
BETA-MYRCENE	0.0020	7.428	0.7428		ALPHA-CEDRENE	0.0020	ND	ND	
LIMONENE	0.0020	4.809	0.4809		ALPHA-PHELLANDRENE	0.0020	ND	ND	
BETA-CARYOPHYLLENE	0.0020	2.969	0.2969		ALPHA-TERPINENE	0.0020	ND	ND	
LINALOOL	0.0020	1.247	0.1247		CIS-NEROLIDOL	0.0020	ND	ND	
ALPHA-HUMULENE	0.0020	1.203	0.1203		GAMMA-TERPINENE	0.0020	ND	ND	
BETA-PINENE	0.0020	0.967	0.0967		GAMMA-TERPINEOL	0.0020	ND	ND	
FENCHYL ALCOHOL	0.0020	0.631	0.0631		TRANS-NEROLIDOL	0.0020	ND	ND	
ALPHA-TERPINEOL	0.0020	0.455	0.0455						
ALPHA-PINENE	0.0020	0.443	0.0443		Analyzed by:	Weight:	Extraction date:	Extracted by:	
ALPHA-BISABOLOL	0.0020	0.434	0.0434		445, 334, 272, 399	0.2488g	01/06/25 15:30:13	445	
3-CARENE	0.0020	ND	ND						
BORNEOL	0.0020	ND	ND		Analysis Method :	SOP.T.30.500, SOP.T.30.064, SOP.T.40.064			
CAMPHENE	0.0020	ND	ND		Analytical Batch :	TE007123TER			
CAMPHOR	0.0020	ND	ND		Instrument Used :	TE-096 "MS - Terpenes 1", TE-097 "AS - Terpenes 1", TE-093 "GC - Terpenes 1"			Batch Date : 01/06/25 12:17:44
CARYOPHYLLENE OXIDE	0.0020	ND	ND		Analyzed Date :	01/08/25 12:52:55			
CEDROL	0.0020	ND	ND		Dilution :	N/A			
EUCALYPTOL	0.0020	ND	ND		Reagent :	101723.23; 071924.01			
FENCHONE	0.0020	ND	ND		Consumables :	947.110; H109203-1; 04304030; 8000038072; 20240202; 1; 0000185478; GD23006			
GERANIOL	0.0020	ND	ND		Pipette :	N/A			
GERANYL ACETATE	0.0020	ND	ND						
GUAIOL	0.0020	ND	ND						
ISOBORNEOL	0.0020	ND	ND						
ISOPULEGOL	0.0020	ND	ND						
MENTHOL	0.0020	ND	ND						
NEROL	0.0020	ND	ND						
OCIMENE	0.0020	ND	ND						
PULEGONE	0.0020	ND	ND						
SABINENE	0.0020	ND	ND						
SABINENE HYDRATE	0.0020	ND	ND						
TERPINOLENE	0.0020	ND	ND						
Total (%)			2.0580						

Terpenes screening is performed using GC-MS which can detect below single digit ppm concentrations. (Methods: SOP.T.30.500 for sample homogenization, SOP.T.30.064 for sample prep, and SOP.T.40.064 for analysis via ThermoScientific 1310-series GC equipped with an AI 1310-series liquid injection autosampler and detection carried out by ISO 7000-series mass spectrometer). Terpene results are reported on a wt/wt% basis. Testing result is for informational purposes only and cannot be used to satisfy dispensary testing requirements in R9-17-317.01(A) or labeling requirements in R9-17-317. Nor, can it be used to satisfy marijuana establishment testing requirements in R9-18-311(A) or labeling requirements in R9-18-310 - Q3.

This Kaycha Labs Certification shall not be reproduced, unless in its entirety, without written approval from Kaycha Labs. The results relate only to the material or product analyzed. ND=Not Detected, ppm=Parts Per Million, ppb=Parts Per Billion, RSD=Relative Standard Deviation. Limit of Detection (LOD) and Limit Of Quantitation (LOQ) are terms used to describe the smallest concentration that can be detected and reliably measured by an analytical procedure, respectively. Action Levels are State-determined thresholds based on the action limits published in Table 3.1 of 9 A.A.C. 17 and 9 A.A.C. 18. The Measurement of Uncertainty (MU) error is available from the lab upon request. The "Decision Rule" for pass/fail does not include the MU. Any calculated totals may contain rounding errors. Testing results were obtained according to requirements stated in QMS.100.010.AZ Quality Manual.

Ariel Gonzales

Lab Director

State License #
 00000024LCMD66604568
 ISO 17025 Accreditation # 97164

Signature
 01/09/25



Certificate of Analysis

PASSED

Total Health & Wellness dba True Harvest

Sample : TE50106001-001
Harvest/Lot ID: MOB241125

4301 W Buckeye Rd.
Phoenix, AZ, AZ, 85043, US
Telephone: (612) 599-4361
Email: jpastor@trueharvestco.com
License # : 00000100DCWU00857159

Batch # : MOB241125
Sample Size Received : 17.70 gram
Total Amount : 7 gram
Completed : 01/09/25 Expires: 01/09/26
Sample Method : SOP Client Method

Page 3 of 5



Pesticides

PASSED

Pesticide	LOQ	Units	Action Level	Pass/Fail	Result	Pesticide	LOQ	Units	Action Level	Pass/Fail	Result
AVERMECTINS (ABAMECTIN B1A)	0.2500	ppm	0.5	PASS	ND	TOTAL SPINOSAD	0.1000	ppm	0.2	PASS	ND
ACEPHATE	0.2000	ppm	0.4	PASS	ND	SPIROMESIFEN	0.1000	ppm	0.2	PASS	ND
ACETAMIPRID	0.1000	ppm	0.2	PASS	ND	SPIROTETRAMAT	0.1000	ppm	0.2	PASS	ND
ALDICARB	0.2000	ppm	0.4	PASS	ND	SPIROXAMINE	0.2000	ppm	0.4	PASS	ND
AZOXYSTROBIN	0.1000	ppm	0.2	PASS	ND	TEBUCONAZOLE	0.2000	ppm	0.4	PASS	ND
BIFENAZATE	0.1000	ppm	0.2	PASS	ND	THIACLOPRID	0.1000	ppm	0.2	PASS	ND
BIFENTHRIN	0.1000	ppm	0.2	PASS	ND	THIAMETHOXAM	0.1000	ppm	0.2	PASS	ND
BOSCALID	0.2000	ppm	0.4	PASS	ND	TRIFLOXYSTROBIN	0.1000	ppm	0.2	PASS	ND
CARBARYL	0.1000	ppm	0.2	PASS	ND	CHLORFENAPYR *	0.3000	ppm	1	PASS	ND
CARBOFURAN	0.1000	ppm	0.2	PASS	ND	CYFLUTHRIN *	0.5000	ppm	1	PASS	ND
CHLORANTRANILIPROLE	0.1000	ppm	0.2	PASS	ND	Analyzed by: 152, 272, 399 Weight: 0.5039g Extraction date: 01/06/25 14:06:38 Extracted by: 410 Analysis Method : SOP.T.30.500, SOP.T.30.104.AZ, SOP.T.40.104.AZ Analytical Batch : TE007122PES Instrument Used : TE-262 *MS/MS - Pest/Myco 2*, TE-117 UHPLC - Pest/Myco 2 Batch Date : 01/06/25 12:08:41 Analyzed Date : 01/08/25 11:43:46 Dilution : 25 Reagent : 122024.R22; 010625.R01; 010625.R02; 121024.R09; 122724.R10; 010325.R15; 122724.R09; 122724.R12; 041823.06 Consumables : 947.110; 8000038072; 052024CH01; 220318-306-D; 1008645998; GD23006; 426060-JG Pipette : TE-062 SN:20C50491; TE-064 SN:20B27672 (100-1000uL) Pesticide screening is carried out using LC-MS/MS supplemented by GC-MS/MS for volatile pesticides. (Methods: SOP.T.30.500 for sample homogenization, SOP.T.30.104.AZ for sample prep, and SOP.T.40.104.AZ for analysis on ThermoScientific Altis TSQ with Vanquish UHPLC). Analyzed by: 152, 272, 399 Weight: 0.5039g Extraction date: 01/06/25 14:06:38 Extracted by: 410 Analysis Method : SOP.T.30.500, SOP.T.30.104.AZ, SOP.T.40.154.AZ Analytical Batch : TE007149VOL Instrument Used : TE-117 UHPLC - Pest/Myco 2, TE-262 *MS/MS - Pest/Myco 2 Batch Date : 01/07/25 11:42:19 Analyzed Date : 01/08/25 12:51:15 Dilution : 25 Reagent : 122024.R22; 010625.R01; 010625.R02; 121024.R09; 122724.R10; 010325.R15; 122724.R09; 122724.R12; 041823.06 Consumables : 947.110; 8000038072; 052024CH01; 220318-306-D; 1008645998; GD23006; 426060-JG Pipette : TE-062 SN:20C50491; TE-064 SN:20B27672 (100-1000uL) Supplemental pesticide screening using GC-MS/MS to quantitatively screen for Chlorfenapyr, Cyfluthrin, Cypermethrin, and Diazinon; as well as the qualitative confirmation of Dichlorvos, Permethrins, Piperonyl Butoxide, Prallethrin, Propiconazole, Pyrethrins, and Tebuconazole which are all quantitatively screened using LC-MS/MS. (Methods: SOP.T.30.500 for sample homogenization, SOP.T.30.104.AZ for sample prep, and SOP.T.40.154.AZ for analysis using a ThermoScientific 1310-series GC equipped with a TriPlus RSH autosampler and detected on a TSQ 9000-series mass spectrometer).					
CHLORPYRIFOS	0.1000	ppm	0.2	PASS	ND						
CLOFENTAZINE	0.1000	ppm	0.2	PASS	ND						
CYPERMETHRIN	0.5000	ppm	1	PASS	ND						
DIAZINON	0.1000	ppm	0.2	PASS	ND						
DAMINOZIDE	0.5000	ppm	1	PASS	ND						
DICHLORVOS (DDVP)	0.0500	ppm	0.1	PASS	ND						
DIMETHOATE	0.1000	ppm	0.2	PASS	ND						
ETHOPROPHOS	0.1000	ppm	0.2	PASS	ND						
ETOFENPROX	0.2000	ppm	0.4	PASS	ND						
ETOXAZOLE	0.1000	ppm	0.2	PASS	ND						
FENOXICARB	0.1000	ppm	0.2	PASS	ND						
FENPYROXIMATE	0.2000	ppm	0.4	PASS	ND						
FIPRONIL	0.2000	ppm	0.4	PASS	ND						
FLONICAMID	0.5000	ppm	1	PASS	ND						
FLUDIOXONIL	0.2000	ppm	0.4	PASS	ND						
HEXYTHIAZOX	0.5000	ppm	1	PASS	ND						
IMAZALIL	0.1000	ppm	0.2	PASS	ND						
IMIDACLOPRID	0.2000	ppm	0.4	PASS	ND						
KRESOXIM-METHYL	0.2000	ppm	0.4	PASS	ND						
MALATHION	0.1000	ppm	0.2	PASS	ND						
METALAXYL	0.1000	ppm	0.2	PASS	ND						
METHIOCARB	0.1000	ppm	0.2	PASS	ND						
METHOMYL	0.2000	ppm	0.4	PASS	ND						
MYCLOBUTANIL	0.1000	ppm	0.2	PASS	ND						
NALED	0.2500	ppm	0.5	PASS	ND						
OXAMYL	0.5000	ppm	1	PASS	ND						
PACLOBUTRAZOL	0.2000	ppm	0.4	PASS	ND						
TOTAL PERMETHRINS	0.1000	ppm	0.2	PASS	ND						
PHOSMET	0.1000	ppm	0.2	PASS	ND						
PIPERONYL BUTOXIDE	1.0000	ppm	2	PASS	ND						
PRALLETHRIN	0.1000	ppm	0.2	PASS	ND						
PROPICONAZOLE	0.2000	ppm	0.4	PASS	ND						
PROPOXUR	0.1000	ppm	0.2	PASS	ND						
TOTAL PYRETHRINS	0.5000	ppm	1	PASS	ND						
PYRIDABEN	0.1000	ppm	0.2	PASS	ND						

This Kaycha Labs Certification shall not be reproduced, unless in its entirety, without written approval from Kaycha Labs. The results relate only to the material or product analyzed. ND=Not Detected, ppm=Parts Per Million, ppb=Parts Per Billion, RSD=Relative Standard Deviation. Limit of Detection (LOD) and Limit Of Quantitation (LOQ) are terms used to describe the smallest concentration that can be detected and reliably measured by an analytical procedure, respectively. Action Levels are State-determined thresholds based on the action limits published in Table 3.1 of 9 A.A.C. 17 and 9 A.A.C. 18. The Measurement of Uncertainty (MU) error is available from the lab upon request. The "Decision Rule" for pass/fail does not include the MU. Any calculated totals may contain rounding errors. Testing results were obtained according to requirements stated in QMS.100.010.AZ Quality Manual.

Ariel Gonzales

Lab Director

State License #
0000024LCMD66604568
ISO 17025 Accreditation # 97164

Signature
01/09/25



Certificate of Analysis

PASSED



Total Health & Wellness dba True Harvest

Sample : TE50106001-001
Harvest/Lot ID : MOB241125


4301 W Buckeye Rd.
Phoenix, AZ, AZ, 85043, US
Telephone: (612) 599-4361
Email: jpastor@trueharvestco.com
License # : 00000100DCWU00857159

Batch# : MOB241125
Sample Size Received : 17.70 gram
Total Amount : 7 gram
Sampled : 01/06/25
Completed : 01/09/25 Expires: 01/09/26
Ordered : 01/06/25
Sample Method : SOP Client Method

Page 4 of 5

 Microbial PASSED						 Mycotoxins PASSED								
Analyte	LOQ	Units	Result	Pass / Fail	Action Level	Analyte	LOQ	Units	Result	Pass / Fail	Action Level			
SALMONELLA SPP	0.0000		Not Present in 1g	PASS		TOTAL AFLATOXINS	4.8510	ppb	ND	PASS	20			
ASPERGILLUS FLAVUS	0.0000		Not Present in 1g	PASS		AFLATOXIN B1	4.8510	ppb	ND	PASS	20			
ASPERGILLUS FUMIGATUS	0.0000		Not Present in 1g	PASS		AFLATOXIN B2	5.9400	ppb	ND	PASS	20			
ASPERGILLUS NIGER	0.0000		Not Present in 1g	PASS		AFLATOXIN G1	6.2700	ppb	ND	PASS	20			
ASPERGILLUS TERREUS	0.0000		Not Present in 1g	PASS		AFLATOXIN G2	10.7250	ppb	ND	PASS	20			
ESCHERICHIA COLI REC	10.0000	CFU/g	<10	PASS	100	OCHRATOXIN A	12.0000	ppb	ND	PASS	20			
Analyzed by: 87, 272, 399	Weight: 0.9122g	Extraction date: 01/08/25 16:40:15	Extracted by: 87	Analyzed by: 152, 272, 399								Weight: 0.5039g	Extraction date: 01/06/25 14:06:38	Extracted by: 410
Analysis Method : SOP.T.40.056B, SOP.T.40.058.FL, SOP.T.40.208, SOP.T.40.209.AZ Analytical Batch : TE007128MIC Instrument Used : TE-234 "bioMerieux GENE-UP" Batch Date : 01/06/25 15:23:20 Analyzed Date : 01/09/25 10:20:18						Analysis Method : SOP.T.30.500, SOP.T.30.104.AZ, SOP.T.40.104.AZ Analytical Batch : TE007150MYC Instrument Used : TE-262 "MS/MS - Pest/Myco 2,TE-117 UHPLC - Batch Date : 01/07/25 11:43:27 Analyzed Date : 01/08/25 12:52:12								
Dilution : 10 Reagent : N/A Consumables : N/A Pipette : N/A						Dilution : 25 Reagent : 122024.R22; 010625.R01; 010625.R02; 121024.R09; 122724.R10; 010325.R15; 122724.R09; 122724.R12; 041823.06 Consumables : 947.110; 8000038072; 052024CH01; 220318-306-D; 1008645998; GD23006; 426060-JG Pipette : TE-062 SN:20C50491; TE-064 SN:20B27672 (100-1000uL)								

Aflatoxins B1, B2, G1, G2, and Ochratoxin A analysis using LC-MS/MS. (Methods: SOP.T.30.500 for sample homogenization, SOP.T.30.104.AZ for sample prep, and SOP.T.40.104.AZ for analysis on ThermoScientific Altis TSQ with Vanquish UHPLC). Total Aflatoxins (sum of Aflatoxins B1, B2, G1, G2) must be <20µg/kg. Ochratoxin must be <20µg/kg.

 Heavy Metals PASSED					
Metal	LOQ	Units	Result	Pass / Fail	Action Level
ARSENIC	0.2000	ppm	ND	PASS	0.4
CADMIUM	0.2000	ppm	ND	PASS	0.4
LEAD	0.5000	ppm	ND	PASS	1
MERCURY	0.1000	ppm	ND	PASS	0.2
Analyzed by: 398, 272, 399	Weight: 0.2037g	Extraction date: 01/06/25 17:53:03	Extracted by: 398	Analysis Method : SOP.T.30.500, SOP.T.30.084.AZ, SOP.T.40.084.AZ Analytical Batch : TE007125HEA Instrument Used : TE-051 "Metals Hood",TE-141 "Wolfgang",TE-144,TE-307 "Ted",TE-311 "Ted PC",TE-308 "Ted Chiller",TE-310 "Ted AS",TE-309 "Ted Pump",TE-312 "Ted Monitor",TE-313 "Ted Monitor" Analyzed Date : 01/08/25 10:14:49	
Dilution : 50 Reagent : 102824.02; 123124.R01; 010625.R03; 100424.02; 121824.01; 090922.04 Consumables : 052024CH01; 210705-306-D; 269336 Pipette : TE-063 SN:20C50490 (20-200uL); TE-110 SN:20B18338 (100-1000uL)					

Heavy Metals screening is performed using ICP-MS (Inductively Coupled Plasma - Mass Spectrometer) which can screen down to below single digit ppb concentrations for regulated heavy metals. (Methods: SOP.T.30.500 for sample homogenization, SOP.T.30.084.AZ for sample prep by microwave digestion, and SOP.T.40.084.AZ for analysis by ThermoScientific iCAP RQ ICP-MS).



1231 W. Warner Road, Suite 105
Tempe, AZ, 85284, US
(480) 220-4470

Kaycha Labs

.....
MOB241125
Modified Banana
Matrix : Flower
Type: Flower-Cured



Certificate of Analysis

PASSED

Total Health & Wellness dba True Harvest

4301 W Buckeye Rd.
Phoenix, AZ, 85043, US
Telephone: (612) 599-4361
Email: jpastor@trueharvestco.com
License #: 00000100DCWU00857159

Sample : TE50106001-001
Harvest/Lot ID: MOB241125
Batch#: MOB241125
Sampled : 01/06/25
Ordered : 01/06/25

Sample Size Received : 17.70 gram
Total Amount : 7 gram
Completed : 01/09/25 Expires: 01/09/26
Sample Method : SOP Client Method

Page 5 of 5

COMMENTS

* Pesticide TE50106001-001PES
1 - M2: Clofentezine.

This Kaycha Labs Certification shall not be reproduced, unless in its entirety, without written approval from Kaycha Labs. The results relate only to the material or product analyzed. ND=Not Detected, ppm=Parts Per Million, ppb=Parts Per Billion, RSD=Relative Standard Deviation. Limit of Detection (LOD) and Limit Of Quantitation (LOQ) are terms used to describe the smallest concentration that can be detected and reliably measured by an analytical procedure, respectively. Action Levels are State-determined thresholds based on the action limits published in Table 3.1 of 9 A.A.C. 17 and 9 A.A.C. 18. The Measurement of Uncertainty (MU) error is available from the lab upon request. The "Decision Rule" for pass/fail does not include the MU. Any calculated totals may contain rounding errors. Testing results were obtained according to requirements stated in QMS.100.010.AZ Quality Manual.

Ariel Gonzales
Lab Director

State License #
0000024LCMD66604568
ISO 17025 Accreditation # 97164

Signature
01/09/25