

The Kind Relief Inc DBA: Flow Distribution

1102 N. 21st Ave
Phoenix, AZ 85009
alex@flowdistribution.com
(480) 228-2512
Lic. #00000049DCRR00713151

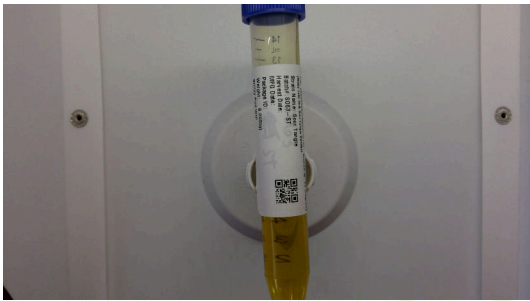
Sample: 2309LVL1000.5238

Strain: Sour Tangie
Batch#: SO63-ST; Batch Size: 8 g
Sample Received: 09/12/2023; Report Created: 09/18/2023; Expires: 09/18/2024
Sampling Date: , Sampling Time:
Harvest Date: ; Manufacturing Date:

Sour Tangie Pod

Concentrates & Extracts, Vape, CO2



	83.54%	<LOQ	87.78%
	Total THC	Total CBD	
	NT	Not Tested	Total Cannabinoids
	Total Terpenes	Moisture	

Cannabinoids

Complete

Analyte	LOQ	Mass	Mass	Qualifier
	%	%	mg/g	
THCa	0.626	ND	ND	
Δ9-THC	0.626	83.544	835.44	
Δ8-THC	0.626	ND	ND	M1
THCVa	0.626	ND	ND	
THCV	0.626	<LOQ	<LOQ	
CBDa	0.626	ND	ND	
CBD	0.626	<LOQ	<LOQ	
CBDVa	0.626	ND	ND	
CBDV	0.626	ND	ND	
CBN	0.626	<LOQ	<LOQ	
CBGa	0.626	ND	ND	
CBG	0.626	3.225	32.25	
CBC	0.626	1.009	10.09	
Total		87.779	877.79	

Qualifiers:
Date Tested: 09/13/2023 07:00 am

Total THC = THCa * 0.877 + d9-THC

Total CBD = CBDa * 0.877 + CBD

The reported result is based on a sample weight with the applicable moisture content for that sample; Unless otherwise stated all quality control samples performed within specifications established by the Laboratory. Cannabinoid potency performed by HPLC-DAD per SOP-(1608). ADHS approved method for potency by HPLC-DAD for all listed analytes.



Certificate of Analysis

Powered by Confident Cannabis
2 of 2

The Kind Relief Inc DBA: Flow Distribution

Sample: 2309LVL1000.5238

1102 N. 21st Ave
Phoenix, AZ 85009
alex@flowdistribution.com
(480) 228-2512
Lic. #00000049DCRR00713151

Strain: Sour Tangie
Batch#: SO63-ST; Batch Size: 8 g
Sample Received: 09/12/2023; Report Created: 09/18/2023; Expires: 09/18/2024
Sampling Date: , Sampling Time:
Harvest Date: ; Manufacturing Date:

Sour Tangie Pod

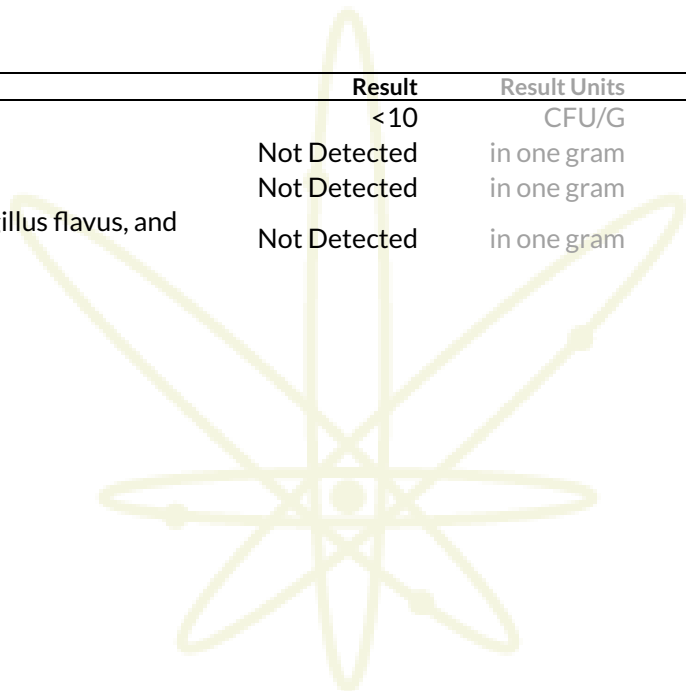
Concentrates & Extracts, Vape, CO2



Microbials

Pass

Analyte	Result	Result Units	Status	Qualifier
E. Coli	<10	CFU/G	Pass	
Salmonella	Not Detected	in one gram	Pass	
Aspergillus terreus	Not Detected	in one gram	Pass	
Aspergillus fumigatus, Aspergillus flavus, and Aspergillus niger	Not Detected	in one gram	Pass	



LEVEL ONE

Qualifiers:
Date Tested: 09/15/2023 12:00 am

TNTC = Too Numerous to Count. The lower limit of quantification for E. coli is 10 CFU/g unless noted on the CoA by further dilution. Unless otherwise stated all quality control samples performed within specifications. Analysis Method/Instrumentation: E. coli plating via 3M Petrifilm per SOP-LM-019, Salmonella spp. And Aspergillus spp. detection by Bio-Rad CFX96 Deep Well real-time PCR per SOP-LM-016 & SOP-LM-017. Methods used per AZDHS R9-17-404.04 and microbial limits set by AZDHS R9-17 Table 3.1. ADHS approved method for microbials for all listed organisms.



1525 N Granite Reef Rd
Scottsdale, AZ
(480) 867-1520
<http://www.levelonelabs.com>
Lic# 00000004LCIG00024823

Matthew Schuberth
Laboratory Director

Confident Cannabis
All Rights Reserved
support@confidentcannabis.com
(866) 506-5866
www.confidentcannabis.com



This product has been tested by Level One Labs, LLC using valid testing methodologies and a quality system as required by state law. Values reported relate only to the product tested. Level One Labs makes no claims as to the efficacy, safety or other risks associated with any detected or non-detected levels of any compounds reported herein. This Certificate shall not be reproduced except in full, without the written approval of Level One Labs.



Certificate of Analysis

Sample: TE30428005-002
 Batch#: SO63
 Sample Size Received: 19.54 gram
 Total Amount: 10 gram
 Retail Product Size: 10 gram
 Ordered : 04/28/23
 Sampled : 04/28/23
 Completed: 05/03/23

PASSED


May 03, 2023 | The Kind Relief Inc DBA:
 Flow Distribution

1102 N. 21st Ave
 Phoenix, AZ, 85009, US



Pages 1 of 4

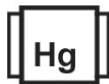
PRODUCT IMAGE



SAFETY RESULTS



Pesticides
PASSED



Heavy Metals
PASSED



Microbials
PASSED



Mycotoxins
PASSED



Residuals Solvents
PASSED



Filtration
 NOT TESTED



Water Activity
 NOT TESTED



Moisture
 NOT TESTED



Terpenes
 NOT TESTED

MISC.

Cannabinoid

PASSED



Total THC
97.4028%



Total CBD
ND



Total Cannabinoids
100.8929%

	CBDV	CBDa	CBGA	CBG	CBD	THCV	CBN	D9-THC	D8-THC	CBC	THCA
%	ND	ND	ND	3.4901	ND	<0.006	ND	97.4028	ND	ND	ND
mg/g	ND	ND	ND	34.901	ND	<0.06	ND	974.028	ND	ND	ND
LOD	0.002	0.002	0.001	0.002	0.002	0.002	0.001	0.002	0.002	0.001	0.002
	%	%	%	%	%	%	%	%	%	%	%

Analyzed by:
 60, 30, 121, 3, 104

Weight:
 0.1282g

Extraction date:
 04/29/23 15:32:02

Extracted by:
 60,44

Analysis Method : SOP.T.30.500, SOP.T.30.031, SOP.T.40.031

Analytical Batch : TE001403POT

Instrument Used : TE-005 "Lady Jessica" (Concentrates)

Analyzed Date : 05/01/23 10:06:38

Reviewed On : 05/03/23 09:30:41

Batch Date : 04/29/23 11:46:57

Dilution : 800

Reagent : 042023.14; 100721.01; 041823.R07; 042723.R10; 032123.R05; 072522.R32

Consumables : 2213521479; 00323608-5; 264304; 220923-059-D; 263670; ASC000K02119V; 210409-598-C; H109203-1; GD210002

Pipette : TE-056 SN:21D58687; TE-060 SN:20C35457; TE-108 SN:20B18337

Full spectrum cannabinoid analysis utilizing High Performance Liquid Chromatography with Photo Diode Array detector (HPLC-PDA) for analysis. (Methods: SOP.T.30.500 for sample homogenization, SOP.T.30.031 for sample prep, SOP.T.40.031 for analysis on Shimadzu LC-20X0 series HPLCs). Potency results for cannabis flower products are reported on an "as received" basis, without moisture correction.

This Kaycha Labs Certification shall not be reproduced, unless in its entirety, without written approval from Kaycha Labs. The results relate only to the material or product analyzed. ND=Not Detected, ppm=Parts Per Million, ppb=Parts Per Billion, RSD=Relative Standard Deviation. Limit of Detection (LOD) and Limit Of Quantitation (LOQ) are terms used to describe the smallest concentration that can be detected and reliably measured by an analytical procedure, respectively. Action Levels are State-determined thresholds based on the action limits published in Table 3.1 of 9 A.A.C. 17 and 9 A.A.C. 18. The Measurement of Uncertainty (MU) error is available from the lab upon request. The "Decision Rule" for pass/fail does not include the MU. Any calculated totals may contain rounding errors.

Ian Jessup
 Lab Director

State License #
 00000024LCMD66604568
 ISO 17025 Accreditation # 97164



Signature
 05/03/23



Certificate of Analysis

PASSED

The Kind Relief Inc DBA: Flow Distribution

Sample : TE30428005-002

1102 N. 21st Ave
Phoenix, AZ, 85009, US
Telephone: 480-228-2512
Email: alex@flowdistribution.com

Batch# : S063
Sampled : 04/28/23
Ordered : 04/28/23
Sample Size Received : 19.54 gram
Total Amount : 10 gram
Completed : 05/03/23 Expires: 05/03/24
Sample Method : SOP Client Method

Page 2 of 4



Pesticides

PASSED

Pesticide	LOD	Units	Action Level	Pass/Fail	Result	Pesticide	LOD	Units	Action Level	Pass/Fail	Result
AVERMECTINS (ABAMECTIN B1A)	0.017	ppm	0.5	PASS	ND	PYRIDABEN	0.004	ppm	0.2	PASS	ND
ACEPHATE	0.01	ppm	0.4	PASS	ND	TOTAL SPINOSAD	0.006	ppm	0.2	PASS	ND
ACEQUINOCYL	0.011	ppm	2	PASS	ND	SPIROMESIFEN	0.008	ppm	0.2	PASS	ND
ACETAMIPRID	0.005	ppm	0.2	PASS	ND	SPIROTETRAMAT	0.006	ppm	0.2	PASS	ND
ALDICARB	0.014	ppm	0.4	PASS	ND	SPIROXAMINE	0.004	ppm	0.4	PASS	ND
AZOXYSTROBIN	0.005	ppm	0.2	PASS	ND	TEBUCONAZOLE	0.004	ppm	0.4	PASS	ND
BIFENAZATE	0.006	ppm	0.2	PASS	ND	THIACLOPRID	0.006	ppm	0.2	PASS	ND
BIFENTHRIN	0.005	ppm	0.2	PASS	ND	THIAMETHOXAM	0.006	ppm	0.2	PASS	ND
BOSCALID	0.005	ppm	0.4	PASS	ND	TRIFLOXYSTROBIN	0.006	ppm	0.2	PASS	ND
CARBARYL	0.008	ppm	0.2	PASS	ND	CHLORFENAPYR *	0.027	ppm	1	PASS	ND
CARBOFURAN	0.005	ppm	0.2	PASS	ND	CYFLUTHRIN *	0.015	ppm	1	PASS	ND
CHLORANTRANILIPROLE	0.011	ppm	0.2	PASS	ND						
CHLORPYRIFOS	0.005	ppm	0.2	PASS	ND	Analyzed by: 39, 29, 104 Weight: 0.5016g Extraction date: 05/01/23 12:30:59 Extracted by: 56 Analysis Method : SOP.T.30.500, SOP.T.30.104.AZ, SOP.T.40.104.AZ Analytical Batch : TE001406PES Instrument Used : TE-262 "MS/MS - Pest/Myco 2" Analyzed Date : 05/01/23 16:52:55 Reviewed On : 05/02/23 12:25:29 Batch Date : 05/01/23 11:17:33					
CLOFENTEZINE	0.01	ppm	0.2	PASS	ND						
CYPERMETHRIN	0.1	ppm	1	PASS	ND						
DIAZINON	0.006	ppm	0.2	PASS	ND						
DAMINOZIDE	0.01	ppm	1	PASS	ND						
DICHLORVOS (DDVP)	0.001	ppm	0.1	PASS	ND						
DIMETHOATE	0.006	ppm	0.2	PASS	ND						
ETHOPROPHOS	0.004	ppm	0.2	PASS	ND						
ETOFENPROX	0.006	ppm	0.4	PASS	ND						
ETOXAZOLE	0.004	ppm	0.2	PASS	ND						
FENOXYCARB	0.005	ppm	0.2	PASS	ND						
FENPYROXIMATE	0.004	ppm	0.4	PASS	ND						
FIPRONIL	0.006	ppm	0.4	PASS	ND						
FLONICAMID	0.009	ppm	1	PASS	ND						
FLUDIOXONIL	0.006	ppm	0.4	PASS	ND						
HEXYTHIAZOX	0.005	ppm	1	PASS	ND						
IMAZALIL	0.011	ppm	0.2	PASS	ND						
IMIDACLOPRID	0.008	ppm	0.4	PASS	ND						
KRESOXIM-METHYL	0.007	ppm	0.4	PASS	ND						
MALATHION	0.007	ppm	0.2	PASS	ND						
METALAXYL	0.004	ppm	0.2	PASS	ND						
METHIACARB	0.004	ppm	0.2	PASS	ND						
METHOMYL	0.005	ppm	0.4	PASS	ND						
MYCLOBUTANIL	0.01	ppm	0.2	PASS	ND						
NALED	0.007	ppm	0.5	PASS	ND						
OXAMYL	0.008	ppm	1	PASS	ND						
PACLOBUTRAZOL	0.005	ppm	0.4	PASS	ND						
TOTAL PERMETHRINS	0.003	ppm	0.2	PASS	ND						
PHOSMET	0.01	ppm	0.2	PASS	ND						
PIPERONYL BUTOXIDE	0.005	ppm	2	PASS	ND						
PRALLETHRIN	0.013	ppm	0.2	PASS	ND						
PROPICONAZOLE	0.005	ppm	0.4	PASS	ND						
PROPOXUR	0.005	ppm	0.2	PASS	ND						
TOTAL PYRETHRINS	0.001	ppm	1	PASS	ND						

This Kaycha Labs Certification shall not be reproduced, unless in its entirety, without written approval from Kaycha Labs. The results relate only to the material or product analyzed. ND=Not Detected, ppm=Parts Per Million, ppb=Parts Per Billion, RSD=Relative Standard Deviation. Limit of Detection (LOD) and Limit Of Quantitation (LOQ) are terms used to describe the smallest concentration that can be detected and reliably measured by an analytical procedure, respectively. Action Levels are State-determined thresholds based on the action limits published in Table 3.1 of 9 A.A.C. 17 and 9 A.A.C. 18. The Measurement of Uncertainty (MU) error is available from the lab upon request. The "Decision Rule" for pass/fail does not include the MU. Any calculated totals may contain rounding errors.

Ian Jessup
Lab Director

State License #
00000024LCMD66604568
ISO 17025 Accreditation # 97164



Signature
05/03/23



Certificate of Analysis

PASSED


The Kind Relief Inc DBA: Flow Distribution

Sample : TE30428005-002

 1102 N. 21st Ave
 Phoenix, AZ, 85009, US
 Telephone: 480-228-2512
 Email: alex@flowdistribution.com

 Batch# : S063
 Sampled : 04/28/23
 Ordered : 04/28/23
 Sample Size Received : 19.54 gram
 Total Amount : 10 gram
 Completed : 05/03/23 Expires: 05/03/24
 Sample Method : SOP Client Method

Page 3 of 4

	Residual Solvents					PASSED
Solvents	LOD	Units	Action Level	Pass/Fail	Result	
PROPANE	220	ppm	5000	PASS	ND	
BUTANES	159	ppm	5000	PASS	ND	
METHANOL	111	ppm	3000	PASS	ND	
PENTANES	266.5	ppm	5000	PASS	ND	
ETHANOL	156.6	ppm	5000	PASS	ND	
ETHYL ETHER	216.1	ppm	5000	PASS	ND	
ACETONE	33.7	ppm	1000	PASS	ND	
2-PROPANOL	215.2	ppm	5000	PASS	ND	
ACETONITRILE	11.4	ppm	410	PASS	ND	
DICHLOROMETHANE	21.8	ppm	600	PASS	ND	
HEXANES	7.64	ppm	290	PASS	ND	
ETHYL ACETATE	187.2	ppm	5000	PASS	ND	
CHLOROFORM	1.77	ppm	60	PASS	ND	
BENZENE	0.161	ppm	2	PASS	ND	
ISOPROPYL ACETATE	159.5	ppm	5000	PASS	ND	
HEPTANE	247.6	ppm	5000	PASS	ND	
TOLUENE	27	ppm	890	PASS	ND	
XYLENES	94.5	ppm	2170	PASS	ND	

Analyzed by: 93, 213, 104	Weight: 0.0218g	Extraction date: 04/29/23 14:54:35	Extracted by: 93
------------------------------	--------------------	---------------------------------------	---------------------

Analysis Method : SOP.T.40.044.AZ Analytical Batch : TE001400SOL Instrument Used : TE-285 "MS - Solvents 2", TE-283 "Injector - Solvents 1", TE-282 "HS - Solvents 2", TE-284 "GC - Solvents 2", TE-286 Analyzed Date : 04/29/23 15:10:10	Reviewed On : 05/01/23 09:32:10 Batch Date : 04/29/23 10:55:55
--	---

Dilution : N/A
 Reagent : 013123.03; 030623.02; 123022.01
 Consumables : 428251; 187952-1
 Pipette : N/A

Residual solvents screening is performed using GC-MS which can detect below single digit ppm concentrations. (Method: SOP.T.40.044.AZ for sample prep and analysis via ThermoScientific 1310-series GC equipped with a TriPlus 500 Headspace autosampler and detection carried out by ISQ7000-series mass spectrometer). Butanes are reported as the sum of n-Butane and Isobutane. Pentanes are reported as the sum of n-Pentane, Isopentane, and Neopentane. Hexanes are reported as the sum of n-Hexane, 2-Methylpentane, 3-Methylpentane, 2,2-Dimethylbutane, and 2,3-Dimethylbutane. Xylenes are reported as the sum of Ethyl Benzene, m-Xylene, p-Xylene, and o-Xylene.



Certificate of Analysis

PASSED

The Kind Relief Inc DBA: Flow Distribution

Sample : TE30428005-002

1102 N. 21st Ave
Phoenix, AZ, 85009, US
Telephone: 480-228-2512
Email: alex@flowdistribution.com

Batch# : S063
Sampled : 04/28/23
Ordered : 04/28/23
Sample Size Received : 19.54 gram
Total Amount : 10 gram
Completed : 05/03/23 Expires: 05/03/24
Sample Method : SOP Client Method

Page 4 of 4

Microbial						Mycotoxins					
PASSED						PASSED					
Analyte	LOD	Units	Result	Pass / Fail	Action Level	Analyte	LOD	Units	Result	Pass / Fail	Action Level
SALMONELLA SPP PDX			Not Present in 1g	PASS		TOTAL AFLATOXINS	1.487	ug/kg	ND	PASS	20
ASPERGILLUS FLAVUS PDX			Not Present in 1g	PASS		AFLATOXIN B1	1.47	ug/kg	ND	PASS	20
ASPERGILLUS FUMIGATUS PDX			Not Present in 1g	PASS		AFLATOXIN B2	1.8	ug/kg	ND	PASS	20
ASPERGILLUS NIGER PDX			Not Present in 1g	PASS		AFLATOXIN G1	1.9	ug/kg	ND	PASS	20
ASPERGILLUS TERREUS PDX			Not Present in 1g	PASS		AFLATOXIN G2	3.25	ug/kg	ND	PASS	20
ESCHERICHIA COLI REC	10	CFU/g	<10	PASS	100	OCHRATOXIN A	4.61	ug/kg	ND	PASS	20
Analyzed by: 69, 73, 104	Weight: 1.0502g	Extraction date: 04/28/23 19:25:34		Extracted by: 87, 60, 96, 73		Analyzed by: 29, 39, 104	Weight: 0.5016g	Extraction date: 05/01/23 12:30:59		Extracted by: 56	
Analysis Method : SOP.T.40.056B, SOP.T.40.058.FL, SOP.T.40.208, SOP.T.40.209.AZ						Analysis Method : SOP.T.30.500, SOP.T.30.104.AZ, SOP.T.40.104.AZ					
Analytical Batch : TE001397MIC						Analytical Batch : TE001411MYC					
Instrument Used : TE-132 "PathogenDx"						Instrument Used : N/A					
Reviewed On : 05/02/23 17:41:36						Reviewed On : 05/02/23 12:28:33					
Batch Date : 04/28/23 18:21:11						Batch Date : 05/01/23 15:14:36					
Analyzed Date : N/A						Analyzed Date : N/A					
Dilution : 90						Dilution : 25					
Reagent : 042823.R02; 041423.173; 041423.197; 041423.180; 041423.168; 041423.195; 041423.154; 041423.144; 041423.206; 041423.209; 032123.20; 032123.21; 032123.30; 032123.33; 032123.46; 032123.130; 032123.10; 020323.20; 041423.130; 032123.59; 020323.23						Reagent : 042223.R02; 100722.01; 050123.R04; 050123.R02; 050123.R01; 050123.R03; 030623.01					
Consumables : HWK015; 264304; 211108-071-B; 12600-24900-249; 262668; 210409-598-C; 20322018; 40019; TI347G2; 7559002011; 7563001025						Consumables : 2213521479; H109203-1; 00312590-5; 00334972-5; 264304; 220923-059-D; 263670; 210705-598-D; 6715584-01					
Pipette : TE-053 SN:20E78952; TE-054 SN:21D58682; TE-057 SN:21D58688; TE-058 SN:20C35427; TE-061 SN:20C35454; TE-060 SN:20C35457; TE-066 SN:20D56970; TE-109 SN:20B18330; TE-174 SN: 21C33157						Pipette : TE-056 SN:21D58687; TE-060 SN:20C35457; TE-108 SN:20B18337; TE-166 SN: 19K63981					

Heavy Metals					
PASSED					
Metal	LOD	Units	Result	Pass / Fail	Action Level
ARSENIC	0.003	ppm	ND	PASS	0.4
CADMIUM	0.002	ppm	ND	PASS	0.4
MERCURY	0.0125	ppm	ND	PASS	1.2
LEAD	0.001	ppm	ND	PASS	1
Analyzed by: 106, 39, 104, 3	Weight: 0.1953g	Extraction date: 05/01/23 10:53:21		Extracted by: 68	
Analysis Method : SOP.T.30.500, SOP.T.30.084.AZ, SOP.T.40.084.AZ					
Analytical Batch : TE001405HEA					
Reviewed On : 05/01/23 16:47:25					
Batch Date : 05/01/23 10:35:35					
Instrument Used : TE-051 "Metals Hood", TE-141 "Wolfgang", TE-307 "Ted", TE-308 "Ted Chiller", TE-310 "Ted AS", TE-309 "Ted Pump"					
Analyzed Date : N/A					
Dilution : 50					
Reagent : 042623.R15; 050123.R05; 042123.03; 090922.04; 050123.02; 021822.01; 042123.R13; 031023.03					
Consumables : 114CB-114E; 220923-059-D; 262668; GD210002					
Pipette : TE-063 SN:20C50490; TE-169 SN: 20B16352					
Heavy Metals screening is performed using ICP-MS (Inductively Coupled Plasma - Mass Spectrometer) which can screen down to below single digit ppb concentrations for regulated heavy metals. (Methods: SOP.T.30.500 for sample homogenization, SOP.T.30.084.AZ for sample prep, and SOP.T.40.104.AZ for analysis on ThermoScientific Altis TSQ with Vanquish UHPLC). Total Aflatoxins (sum of Aflatoxins B1, B2, G1, G2) must be <20µg/kg. Ochratoxin must be <20µg/kg.					

This Kaycha Labs Certification shall not be reproduced, unless in its entirety, without written approval from Kaycha Labs. The results relate only to the material or product analyzed. ND=Not Detected, ppm=Parts Per Million, ppb=Parts Per Billion, RSD=Relative Standard Deviation. Limit of Detection (LOD) and Limit Of Quantitation (LOQ) are terms used to describe the smallest concentration that can be detected and reliably measured by an analytical procedure, respectively. Action Levels are State-determined thresholds based on the action limits published in Table 3.1 of 9 A.A.C. 17 and 9 A.A.C. 18. The Measurement of Uncertainty (MU) error is available from the lab upon request. The "Decision Rule" for pass/fail does not include the MU. Any calculated totals may contain rounding errors.

Ian Jessup
Lab Director

State License #
00000024LCMD66604568
ISO 17025 Accreditation # 97164



Signature
05/03/23