




# Certificate of Analysis

**PASSED**



**Harvest/Lot ID:** 012125  
**Batch #:** PM1111-012125-0303  
**Harvest Date:** 11/08/24  
**Manufacturing Date:** 03/21/25  
**Production Method:** Alcohol  
**Retail Product Size:** 49.955 gram  
**Retail Serving Size:** 100  
**Servings:** 1

**Lab ID:** TE50324008-004  
**Sampled:** 03/24/25  
**Sampling Method:** N/A  
**Completed:** 03/27/25  
**Sample Collection Time:** 03:45 PM  
**Expire:** 03/27/26

**RR Brothers**

1321 W Warner Avenue  
 Tempe, AZ, 85824, US  
**License #:** 0000161ESTOJ23023764



## Cannabinoid

**PASSED**



**Total THC**  
**0.1816%**  
**Total THC/Container : 90.72 mg**



**Total CBD**  
**0.1876%**  
**Total CBD/Container : 93.72 mg**



**Total Cannabinoids Q3**  
**0.7331%**  
**Total Cannabinoids/Container : 366.22 mg**

|           | D9-THC | THCA | CBD    | CBDA | CBG    | CBGA   | CBN    | D8-THC | THCV   | CBDV   | CBC    |
|-----------|--------|------|--------|------|--------|--------|--------|--------|--------|--------|--------|
| %         | 0.1816 | ND   | 0.1876 | ND   | 0.1737 | ND     | 0.1803 | 0.0084 | ND     | ND     | 0.0015 |
| mg/unit   | 90.718 | ND   | 93.716 | ND   | 86.772 | ND     | 90.069 | 4.196  | ND     | ND     | 0.749  |
| LOQ       |        |      |        |      | 0.0010 | 0.0010 | 0.0010 | 0.0010 | 0.0010 | 0.0010 |        |
| Qualifier | %      | %    | %      | %    | %      | %      | %      | %      | %      | %      | %      |

**Analyzed by:** 333, 432, 547, 545      **Weight:** 2.95g      **Extraction date:** 03/25/25 13:25:32      **Extracted by:** 333










**Analysis Method :** N/A  
**Analytical Batch :** TE008161POT  
**Instrument Used :** TE-245 "Buttercup" (Infused)      **Batch Date :** 03/24/25 11:22:49  
**Analyzed Date :** 03/26/25 14:32:46

**Dilution :** 40  
**Reagent :** N/A  
**Consumables :** N/A  
**Pipette :** N/A

Full spectrum cannabinoid analysis utilizing High Performance Liquid Chromatography with Photo Diode Array detector (HPLC-PDA) for analysis. (Methods: SOP.T.30.500 for sample homogenization, SOP.T.30.031 for sample prep, SOP.T.40.031 for analysis on Shimadzu LC-20X0 series HPLCs). Potency results for cannabis flower products are reported on an "as received" basis, without moisture correction.

**SAFETY RESULTS**

**MISC.**

|   |  |   |  |  |   |   |  |   |  |
|---|--|---|--|--|---|---|--|---|--|
|  <b>Pesticide</b><br><b>PASSED</b> |  <b>Heavy Metals</b><br><b>PASSED</b> |  <b>Microbial</b><br><b>PASSED</b> |  <b>Mycotoxins</b><br><b>PASSED</b> |  <b>Solvents</b><br><b>PASSED</b> |  <b>Filtration/Foreign Material</b><br><b>NOT TESTED</b> |  <b>Water Activity</b><br><b>NOT TESTED</b> |  <b>Moisture Content</b><br><b>NOT TESTED</b> |  <b>Vitamin E</b><br><b>NOT TESTED</b> |  <b>Terpenes</b><br><b>NOT TESTED</b> |
|---|--|---|--|--|---|---|--|---|--|

This Kaycha Labs Certification shall not be reproduced, unless in its entirety, without written approval from Kaycha Labs. The results relate only to the material or product analyzed. ND=Not Detected, ppm=Parts Per Million, ppb=Parts Per Billion, RSD=Relative Standard Deviation. Limit of Detection (LOD) and Limit Of Quantitation (LOQ) are terms used to describe the smallest concentration that can be detected and reliably measured by an analytical procedure, respectively. Action Levels are State-determined thresholds based on the action limits published in Table 3.1 of 9 A.A.C. 17 and 9 A.A.C. 18. The Measurement of Uncertainty (MU) error is available from the lab upon request. The "Decision Rule" for pass/fail does not include the MU. Any calculated totals may contain rounding errors. Testing results were obtained according to requirements stated in QMS.100.010.AZ Quality Manual.

**Madison Levy**  
 Lab Director  
 State License #  
 0000024LCMD66604568  
 ISO 17025 Accreditation #  
 97164

*Madison Levy*  
 Signature  
 03/27/25



# Certificate of Analysis

Sample: TE50324008-004  
 RR Brothers  
 Telephone: (123) 456-7890  
 Email: karinalopez@rrbrothersgroup.com

Harvest/Lot ID: 012125  
 Batch #: PM1111-012125-0303

Ordered: 03/24/25  
 Sampled: 03/24/25  
 Completed: 03/27/25

**PASSED**



**Pesticide**

PASSED

| ANALYTES                    | UNIT | LOD   | LOQ  | ACTION LEVEL | PASS/FAIL | RESULT | QUALIFIER |
|-----------------------------|------|-------|------|--------------|-----------|--------|-----------|
| AVERMECTINS (ABAMECTIN B1A) | mg   | 0.017 | 0.25 | 0.5          | PASS      | ND     | M1        |
| ACEPHATE                    | mg   | 0.01  | 0.2  | 0.4          | PASS      | ND     |           |
| ACETAMIPRID                 | mg   | 0.005 | 0.1  | 0.2          | PASS      | ND     |           |
| ALDICARB                    | mg   | 0.014 | 0.2  | 0.4          | PASS      | ND     |           |
| AZOXYSTROBIN                | mg   | 0.005 | 0.1  | 0.2          | PASS      | ND     |           |
| BIFENAZATE                  | mg   | 0.006 | 0.1  | 0.2          | PASS      | ND     |           |
| BIFENTHRIN                  | mg   | 0.005 | 0.1  | 0.2          | PASS      | ND     |           |
| BOSCALID                    | mg   | 0.005 | 0.2  | 0.4          | PASS      | ND     |           |
| CARBARYL                    | mg   | 0.008 | 0.1  | 0.2          | PASS      | ND     |           |
| CARBOFURAN                  | mg   | 0.005 | 0.1  | 0.2          | PASS      | ND     |           |
| CHLORANTRANILIPROLE         | mg   | 0.011 | 0.1  | 0.2          | PASS      | ND     |           |
| CHLORPYRIFOS                | mg   | 0.005 | 0.1  | 0.2          | PASS      | ND     |           |
| CLOFENTEZINE                | mg   | 0.01  | 0.1  | 0.2          | PASS      | ND     |           |
| CYPERMETHRIN                | mg   | 0.1   | 0.5  | 1            | PASS      | ND     |           |
| DIAZINON                    | mg   | 0.006 | 0.1  | 0.2          | PASS      | ND     |           |
| DAMINOZIDE                  | mg   | 0.01  | 0.5  | 1            | PASS      | ND     |           |
| DICHLORVOS (DDVP)           | mg   | 0.001 | 0.05 | 0.1          | PASS      | ND     |           |
| DIMETHOATE                  | mg   | 0.006 | 0.1  | 0.2          | PASS      | ND     |           |
| ETHOPROPHOS                 | mg   | 0.004 | 0.1  | 0.2          | PASS      | ND     |           |
| ETOFENPROX                  | mg   | 0.006 | 0.2  | 0.4          | PASS      | ND     |           |
| ETOXAZOLE                   | mg   | 0.004 | 0.1  | 0.2          | PASS      | ND     |           |
| FENOXYCARB                  | mg   | 0.005 | 0.1  | 0.2          | PASS      | ND     |           |
| FENPYROXIMATE               | mg   | 0.004 | 0.2  | 0.4          | PASS      | ND     |           |
| FIPRONIL                    | mg   | 0.006 | 0.2  | 0.4          | PASS      | ND     |           |
| FLONICAMID                  | mg   | 0.009 | 0.5  | 1            | PASS      | ND     |           |
| FLUDIOXONIL                 | mg   | 0.006 | 0.2  | 0.4          | PASS      | ND     |           |
| HEXYTHIAZOX                 | mg   | 0.005 | 0.5  | 1            | PASS      | ND     |           |
| IMAZALIL                    | mg   | 0.011 | 0.1  | 0.2          | PASS      | ND     |           |
| IMIDACLOPRID                | mg   | 0.008 | 0.2  | 0.4          | PASS      | ND     |           |
| KRESOXIM-METHYL             | mg   | 0.007 | 0.2  | 0.4          | PASS      | ND     |           |
| MALATHION                   | mg   | 0.007 | 0.1  | 0.2          | PASS      | ND     |           |
| METALAXYL                   | mg   | 0.004 | 0.1  | 0.2          | PASS      | ND     |           |
| METHIOCARB                  | mg   | 0.004 | 0.1  | 0.2          | PASS      | ND     |           |
| METHOMYL                    | mg   | 0.005 | 0.2  | 0.4          | PASS      | ND     |           |
| MYCLOBUTANIL                | mg   | 0.01  | 0.1  | 0.2          | PASS      | ND     |           |
| NALED                       | mg   | 0.007 | 0.25 | 0.5          | PASS      | ND     |           |
| OXAMYL                      | mg   | 0.008 | 0.5  | 1            | PASS      | ND     |           |
| PACLOBUTRAZOL               | mg   | 0.005 | 0.2  | 0.4          | PASS      | ND     |           |
| TOTAL PERMETHRINS           | mg   | 0.003 | 0.1  | 0.2          | PASS      | ND     |           |
| PHOSMET                     | mg   | 0.01  | 0.1  | 0.2          | PASS      | ND     |           |
| PIPERONYL BUTOXIDE          | mg   | 0.005 | 1    | 2            | PASS      | ND     |           |
| PRALLETHRIN                 | mg   | 0.013 | 0.1  | 0.2          | PASS      | ND     |           |
| PROPICONAZOLE               | mg   | 0.005 | 0.2  | 0.4          | PASS      | ND     |           |
| PROPOXUR                    | mg   | 0.005 | 0.1  | 0.2          | PASS      | ND     |           |
| TOTAL PYRETHRINS            | mg   | 0.001 | 0.5  | 1            | PASS      | ND     |           |
| PYRIDABEN                   | mg   | 0.004 | 0.1  | 0.2          | PASS      | ND     |           |
| TOTAL SPINOSAD              | mg   | 0.006 | 0.1  | 0.2          | PASS      | ND     |           |
| SPIROMESIFEN                | mg   | 0.008 | 0.1  | 0.2          | PASS      | ND     |           |
| SPIROTETRAMAT               | mg   | 0.006 | 0.1  | 0.2          | PASS      | ND     |           |
| SPIROXAMINE                 | mg   | 0.004 | 0.2  | 0.4          | PASS      | ND     |           |
| TEBUCONAZOLE                | mg   | 0.004 | 0.2  | 0.4          | PASS      | ND     |           |
| THIACLOPRID                 | mg   | 0.006 | 0.1  | 0.2          | PASS      | ND     |           |
| THIAMETHOXAM                | mg   | 0.006 | 0.1  | 0.2          | PASS      | ND     |           |
| TRIFLOXYSTROBIN             | mg   | 0.006 | 0.1  | 0.2          | PASS      | ND     |           |
| CHLORFENAPYR                | mg   | 0.027 | 0.3  | 1            | PASS      | ND     |           |
| CYFLUTHRIN                  | mg   | 0.015 | 0.5  | 1            | PASS      | ND     |           |

This Kaycha Labs Certification shall not be reproduced, unless in its entirety, without written approval from Kaycha Labs. The results relate only to the material or product analyzed. ND=Not Detected, ppm=Parts Per Million, ppb=Parts Per Billion, RSD=Relative Standard Deviation. Limit of Detection (LOD) and Limit Of Quantitation (LOQ) are terms used to describe the smallest concentration that can be detected and reliably measured by an analytical procedure, respectively. Action Levels are State-determined thresholds based on the action limits published in Table 3.1 of 9 A.A.C. 17 and 9 A.A.C. 18. The Measurement of Uncertainty (MU) error is available from the lab upon request. The "Decision Rule" for pass/fail does not include the MU. Any calculated totals may contain rounding errors. Testing results were obtained according to requirements stated in QMS.100.010.AZ Quality Manual.

**Madison Levy**

Lab Director



State License #  
 0000024LCMD66604568  
 ISO 17025 Accreditation #  
 97164

Signature  
 03/27/25



# Certificate of Analysis

**Sample:** TE50324008-004  
**RR Brothers**  
**Telephone:** (123) 456-7890  
**Email:** karinalopez@rrbrothersgroup.com

**Harvest/Lot ID:** 012125  
**Batch #:** PM1111-012125-0303

**Ordered:** 03/24/25  
**Sampled:** 03/24/25  
**Completed:** 03/27/25

**PASSED**



## Pesticide


**PASSED**

| ANALYTES  | UNIT | LOD | LOQ | ACTION LEVEL | PASS/FAIL | RESULT | QUALIFIER |
|---|------|-----|-----|--------------|-----------|--------|-----------|
| <b>Analyzed by:</b> 410, 152, 432, 547, 545<br><b>Weight:</b> 0.5051g<br><b>Extraction date:</b> 03/25/25 11:40:05<br><b>Extracted by:</b> 410<br><b>Analysis Method :</b> N/A<br><b>Analytical Batch :</b> TE008168PES<br><b>Instrument Used :</b> TE-262 "MS/MS - Pest/Myco 2", TE-117 UHPLC - Pest/Myco 2<br><b>Batch Date :</b> 03/24/25 17:30:33<br><b>Analyzed Date :</b> 03/27/25 18:47:42<br><b>Dilution :</b> 25<br><b>Reagent :</b> 032425.R04; 032425.R05; 032425.R07; 030625.R06; 031925.R23; 032125.R10; 030625.R25; 031925.R22; 041823.06<br><b>Consumables :</b> 9479291.162; 8000038072; 110424CH01; 220321-306-D; 1009468941; GD240003<br><b>Pipette :</b> TE-062 SN:20C50491; TE-064 SN:20B27672 (100-1000uL) |      |     |     |              |           |        |           |

Pesticide screening is carried out using LC-MS/MS supplemented by GC-MS/MS for volatile pesticides. (Methods: SOP.T.30.500 for sample homogenization, SOP.T.30.104.AZ for sample prep, and SOP.T.40.104.AZ for analysis on ThermoScientific Altis TSQ with Vanquish UHPLC).

|  |  |  |  |  |  |  |  |
|--|--|--|--|--|--|--|--|
| <b>Analyzed by:</b> 410, 152, 432, 547, 545<br><b>Weight:</b> 0.5051g<br><b>Extraction date:</b> 03/25/25 11:40:05<br><b>Extracted by:</b> 410<br><b>Analysis Method :</b> N/A<br><b>Analytical Batch :</b> TE008180VOL<br><b>Instrument Used :</b> TE-117 UHPLC - Pest/Myco 2, TE-262 "MS/MS - Pest/Myco 2<br><b>Batch Date :</b> 03/25/25 17:30:25<br><b>Analyzed Date :</b> 03/27/25 18:56:45<br><b>Dilution :</b> 25<br><b>Reagent :</b> 032425.R04; 032425.R05; 032425.R07; 030625.R06; 031925.R23; 032125.R10; 030625.R25; 031925.R22; 041823.06<br><b>Consumables :</b> 9479291.162; 8000038072; 110424CH01; 220321-306-D; 1009468941; GD240003<br><b>Pipette :</b> TE-062 SN:20C50491; TE-064 SN:20B27672 (100-1000uL) |  |  |  |  |  |  |  |
|--|--|--|--|--|--|--|--|

Supplemental pesticide screening using GC-MS/MS to quantitatively screen for Chlorfenapyr, Cyfluthrin, Cypermethrin, and Diazinon; as well as the qualitative confirmation of Dichlorvos, Permethrins, Piperonyl Butoxide, Prallethrin, Propiconazole, Pyrethrins, and Tebuconazole which are all quantitatively screened using LC-MS/MS. (Methods: SOP.T.30.500 for sample homogenization, SOP.T.30.104.AZ for sample prep, and SOP.T.40.154.AZ for analysis using a ThermoScientific 1310-series GC equipped with a TriPlus RSH autosampler and detected on a TSQ 9000-series mass spectrometer).



## Residual Solvents

**PASSED**

| ANALYTES          | UNIT | LOD   | LOQ    | ACTION LEVEL | PASS/FAIL | RESULT | QUALIFIER |
|-------------------|------|-------|--------|--------------|-----------|--------|-----------|
| BUTANES           | mg   | 168.2 | 2400   | 5000         | PASS      | ND     |           |
| METHANOL          | mg   | 87.7  | 1440   | 3000         | PASS      | ND     |           |
| PENTANES          | mg   | 163.9 | 2400   | 5000         | PASS      | ND     |           |
| ETHANOL           | mg   | 142.2 | 2400   | 5000         | PASS      | ND     |           |
| ETHYL ETHER       | mg   | 193.1 | 2400   | 5000         | PASS      | ND     |           |
| ACETONE           | mg   | 37.6  | 480    | 1000         | PASS      | ND     |           |
| 2-PROPANOL        | mg   | 156.2 | 2400   | 5000         | PASS      | ND     |           |
| ACETONITRILE      | mg   | 12.2  | 196.8  | 410          | PASS      | ND     |           |
| DICHLOROMETHANE   | mg   | 22.7  | 288    | 600          | PASS      | ND     |           |
| HEXANES           | mg   | 8.4   | 139.2  | 290          | PASS      | ND     |           |
| ETHYL ACETATE     | mg   | 179   | 2400   | 5000         | PASS      | ND     |           |
| CHLOROFORM        | mg   | 2.41  | 28.8   | 60           | PASS      | ND     |           |
| BENZENE           | mg   | 0.115 | 1.2    | 2            | PASS      | ND     | M2        |
| ISOPROPYL ACETATE | mg   | 168.6 | 2400   | 5000         | PASS      | ND     |           |
| HEPTANE           | mg   | 152.8 | 2400   | 5000         | PASS      | ND     |           |
| TOLUENE           | mg   | 26.2  | 427.2  | 890          | PASS      | ND     |           |
| XYLENES           | mg   | 53.2  | 1041.6 | 2170         | PASS      | ND     | M2        |

This Kaycha Labs Certification shall not be reproduced, unless in its entirety, without written approval from Kaycha Labs. The results relate only to the material or product analyzed. ND=Not Detected, ppm=Parts Per Million, ppb=Parts Per Billion, RSD=Relative Standard Deviation. Limit of Detection (LOD) and Limit Of Quantitation (LOQ) are terms used to describe the smallest concentration that can be detected and reliably measured by an analytical procedure, respectively. Action Levels are State-determined thresholds based on the action limits published in Table 3.1 of 9 A.A.C. 17 and 9 A.A.C. 18. The Measurement of Uncertainty (MU) error is available from the lab upon request. The "Decision Rule" for pass/fail does not include the MU. Any calculated totals may contain rounding errors. Testing results were obtained according to requirements stated in QMS.100.010.AZ Quality Manual.

**Madison Levy**  
 Lab Director  
 State License #  
 0000024LCMD66604568  
 ISO 17025 Accreditation #  
 97164

*Madison Levy*  
 Signature  
 03/27/25



# Certificate of Analysis

Sample: TE50324008-004

RR Brothers

Telephone: (123) 456-7890

Email: karinalopez@rrbrothersgroup.com

Harvest/Lot ID: 012125

Batch #: PM1111-012125-0303

Ordered: 03/24/25

Sampled: 03/24/25

Completed: 03/27/25

**PASSED**



## Residual Solvents

**PASSED**

| ANALYTES  | UNIT | LOD | LOQ | ACTION LEVEL | PASS/FAIL | RESULT | QUALIFIER |
|---|------|-----|-----|--------------|-----------|--------|-----------|
| <b>Analyzed by:</b> 334, 547, 545<br><b>Weight:</b> 0.0198g<br><b>Extraction date:</b> 03/25/25 12:25:50<br><b>Extracted by:</b> 334<br><b>Analysis Method:</b> N/A<br><b>Analytical Batch:</b> TE00817250L<br><b>Instrument Used:</b> TE-092 "GC - Solvents 1", TE-095 "MS - Solvents 1", TE-098 "Injector - Solvents 1", TE-100 "HS - Solvents 1", TE-113 "Vacuum Pump - Solvents 1"<br><b>Analyzed Date:</b> 03/26/25 16:12:33<br><b>Dilution:</b> N/A<br><b>Reagent:</b> 121024.04; 110724.07<br><b>Consumables:</b> H109203-1; 430596; 103689; GD240003<br><b>Pipette:</b> TE-332 SN: 37797 (25uL); TE-349 SN: 42675 |      |     |     |              |           |        |           |
| <b>Batch Date:</b> 03/25/25 11:41:54  |      |     |     |              |           |        |           |

Residual solvents screening is performed using GC-MS which can detect below single digit ppm concentrations. (Method: SOP.T.40.044.AZ for sample prep and analysis via ThermoScientific 1310-series GC equipped with a TriPlus 500 Headspace autosampler and detection carried out by ISQ7000-series mass spectrometer). Butanes are reported as the sum of n-Butane and Isobutane. Pentanes are reported as the sum of n-Pentane, Isopentane, and Neopentane. Hexanes are reported as the sum of n-Hexane, 2-Methylpentane, 3-Methylpentane, 2,2-Dimethylbutane, and 2,3-Dimethylbutane. Xylenes are reported as the sum of Ethyl Benzene, m-Xylene, p-Xylene, and o-Xylene.



## Microbial

**PASSED**

| ANALYTES  | UNIT | LOD | LOQ | ACTION LEVEL | PASS/FAIL | RESULT            | QUALIFIER |
|---|------|-----|-----|--------------|-----------|-------------------|-----------|
| SALMONELLA SPP.   | mg   | 0   | 0   | 1            | PASS      | Not Present in 1g |           |
| ESCHERICHIA COLI (REC)  | mg   | 10  | 10  | 100          | PASS      | <10               |           |
| <b>Analyzed by:</b> 87, 547, 545<br><b>Weight:</b> .9023g<br><b>Extraction date:</b> 03/26/25 13:23:04<br><b>Extracted by:</b> 527,87,331<br><b>Analysis Method:</b> N/A<br><b>Analytical Batch:</b> TE008171MIC<br><b>Instrument Used:</b> TE-234 "bioMerieux GENE-UP"<br><b>Analyzed Date:</b> 03/26/25 19:58:34<br><b>Dilution:</b> 10<br><b>Reagent:</b> 021825.09; 120524.14; 032425.R06<br><b>Consumables:</b> 258006; 7161130; 240823-1059-A; 1009015070; 1009468941<br><b>Pipette:</b> TE-053 SN:20E78952; TE-061 SN:20C35454; TE-062 SN:20C50491; TE-065 SN:20B18327 (100-1000uL); TE-066 SN:20D56970; TE-069 SN:21B23920; TE-109 SN:20B18330; TE-256 Dispensette S Bottle Top Dispenser SN:20G36073; TE-258 |      |     |     |              |           |                   |           |
| <b>Batch Date:</b> 03/25/25 11:05:39  |      |     |     |              |           |                   |           |

Microbiological screening for bacterial and fungal identification via Polymerase Chain Reaction (PCR) methods consisting of sample DNA amplified via tandem PCR as a crude lysate without purification. (Methods: SOP.T.40.056B for sample prep and screening for Salmonella and Aspergillus sp. by PathogenDx Detectx Combined using a SensoSpot Microarray Analyzer and SOP.T.40.209.AZ for quantitative plating of E. coli on 3M Rapid E. coli Petrifilm and confirmation of Aspergillus sp. on SabDex agar for derivative products). All qualitative microbial testing is reported as detected/not detected in 1g.



## Mycotoxins

**PASSED**

| ANALYTES         | UNIT | LOD   | LOQ    | ACTION LEVEL | PASS/FAIL | RESULT | QUALIFIER |
|------------------|------|-------|--------|--------------|-----------|--------|-----------|
| TOTAL AFLATOXINS | mg   | 1.487 | 4.851  | 20           | PASS      | ND     |           |
| AFLATOXIN B1     | mg   | 1.47  | 4.851  | 20           | PASS      | ND     |           |
| AFLATOXIN B2     | mg   | 1.8   | 5.94   | 20           | PASS      | ND     |           |
| AFLATOXIN G1     | mg   | 1.9   | 6.27   | 20           | PASS      | ND     |           |
| AFLATOXIN G2     | mg   | 3.25  | 10.725 | 20           | PASS      | ND     |           |
| OCHRATOXIN A     | mg   | 4.61  | 12     | 20           | PASS      | ND     |           |

This Kaycha Labs Certification shall not be reproduced, unless in its entirety, without written approval from Kaycha Labs. The results relate only to the material or product analyzed. ND=Not Detected, ppm=Parts Per Million, ppb=Parts Per Billion, RSD=Relative Standard Deviation. Limit of Detection (LOD) and Limit Of Quantitation (LOQ) are terms used to describe the smallest concentration that can be detected and reliably measured by an analytical procedure, respectively. Action Levels are State-determined thresholds based on the action limits published in Table 3.1 of 9 A.A.C. 17 and 9 A.A.C. 18. The Measurement of Uncertainty (MU) error is available from the lab upon request. The "Decision Rule" for pass/fail does not include the MU. Any calculated totals may contain rounding errors. Testing results were obtained according to requirements stated in QMS.100.010.AZ Quality Manual.

**Madison Levy**  
 Lab Director  
 State License #  
 0000024LCMD66604568  
 ISO 17025 Accreditation #  
 97164

*Madison Levy*  
 Signature  
 03/27/25



1231 W. Warner Road, Suite 105  
 Tempe, AZ, 85284, US  
 (561) 322-9740

Kaycha Labs  
 .....  
 Peach Mango 1:1:1:1 THC:CBD:CBG:CBN  
 Peach Mango 1:1:1:1 THC:CBD:CBG:CBN  
 Matrix: Infused  
 Classification: Other  
 Type: Soft Chew



# Certificate of Analysis

**Sample:** TE50324008-004  
**RR Brothers**  
**Telephone:** (123) 456-7890  
**Email:** karinalopez@rrbrothersgroup.com

**Harvest/Lot ID:** 012125  
**Batch #:** PM1111-012125-0303

**Ordered:** 03/24/25  
**Sampled:** 03/24/25  
**Completed:** 03/27/25

**PASSED**




## Mycotoxins

PASSED

| ANALYTES  | UNIT | LOD | LOQ | ACTION LEVEL | PASS/FAIL | RESULT | QUALIFIER |
|---|------|-----|-----|--------------|-----------|--------|-----------|
| <b>Analyzed by:</b><br>410, 152, 432, 547, 545<br><b>Weight:</b><br>0.5051g<br><b>Analysis Method :</b> N/A<br><b>Analytical Batch :</b> TE008181MYC<br><b>Instrument Used :</b> TE-262 "MS/MS - Pest/Myco 2,TE-117 UHPLC - Pest/Myco 2<br><b>Analyzed Date :</b> 03/27/25 18:59:02<br><b>Extraction date:</b><br>03/25/25 11:40:05<br><b>Batch Date :</b> 03/25/25 17:32:14<br><b>Extracted by:</b><br>410 |      |     |     |              |           |        |           |

**Dilution :** 25  
**Reagent :** 032425.R04; 032425.R05; 032425.R07; 030625.R06; 031925.R23; 032125.R10; 030625.R25; 031925.R22; 041823.06  
**Consumables :** 9479291.162; 8000038072; 110424CH01; 220321-306-D; 1009468941; GD240003  
**Pipette :** TE-062 SN:20C50491; TE-064 SN:20B27672 (100-1000uL)

Aflatoxins B1, B2, G1, G2, and Ochratoxin A analysis using LC-MS/MS. (Methods: SOP.T.30.500 for sample homogenization, SOP.T.30.104.AZ for sample prep, and SOP.T.40.104.AZ for analysis on ThermoScientific Altis TSQ with Vanquish UHPLC). Total Aflatoxins (sum of Aflatoxins B1, B2, G1, G2) must be <20µg/kg. Ochratoxin must be <20µg/kg.



## Heavy Metals

PASSED

| ANALYTES   | UNIT | LOD    | LOQ | ACTION LEVEL | PASS/FAIL | RESULT | QUALIFIER |
|--|------|--------|-----|--------------|-----------|--------|-----------|
| ARSENIC  | mg   | 0.003  | 0.2 | 0.4          | PASS      | ND     |           |
| CADMIUM  | mg   | 0.002  | 0.2 | 0.4          | PASS      | ND     |           |
| LEAD   | mg   | 0.001  | 0.5 | 1            | PASS      | ND     |           |
| MERCURY  | mg   | 0.0125 | 0.1 | 1.2          | PASS      | ND     |           |
| <b>Analyzed by:</b><br>398, 547, 545<br><b>Weight:</b><br>0.1963g<br><b>Analysis Method :</b> N/A<br><b>Analytical Batch :</b> TE008177HEA<br><b>Instrument Used :</b> TE-051 "Metals Hood",TE-141 "Wolfgang",TE-144,TE-260 "Ludwig",TE-307 "Ted",TE-311 "Ted PC",TE-308 "Ted Chiller",TE-310 "Ted AS",TE-309 "Ted Pump",TE-312 "Ted Monitor",TE-313 "Ted Monitor"<br><b>Analyzed Date :</b> 03/26/25 16:10:49<br><b>Extraction date:</b><br>03/25/25 12:10:56<br><b>Batch Date :</b> 03/25/25 12:08:58<br><b>Extracted by:</b><br>445 |      |        |     |              |           |        |           |

**Dilution :** 50  
**Reagent :** 102824.04; 031725.R04; 032525.R14; 100424.06; 031425.01; 090922.04  
**Consumables :** 110424CH01; 220321-306-D; 1009468941; GD240003  
**Pipette :** TE-063 SN:20C50490 (20-200uL); TE-110 SN:20B18338 (100-1000uL); TE-169 SN: 20B16352 (Nitric Acid)

Heavy Metals screening is performed using ICP-MS (Inductively Coupled Plasma - Mass Spectrometer) which can screen down to below single digit ppb concentrations for regulated heavy metals. (Methods: SOP.T.30.500 for sample homogenization, SOP.T.30.084.AZ for sample prep by microwave digestion, and SOP.T.40.084.AZ for analysis by ThermoScientific iCAP RQ ICP-MS).

This Kaycha Labs Certification shall not be reproduced, unless in its entirety, without written approval from Kaycha Labs. The results relate only to the material or product analyzed. ND=Not Detected, ppm=Parts Per Million, ppb=Parts Per Billion, RSD=Relative Standard Deviation. Limit of Detection (LOD) and Limit Of Quantitation (LOQ) are terms used to describe the smallest concentration that can be detected and reliably measured by an analytical procedure, respectively. Action Levels are State-determined thresholds based on the action limits published in Table 3.1 of 9 A.A.C. 17 and 9 A.A.C. 18. The Measurement of Uncertainty (MU) error is available from the lab upon request. The "Decision Rule" for pass/fail does not include the MU. Any calculated totals may contain rounding errors. Testing results were obtained according to requirements stated in QMS.100.010.AZ Quality Manual.

**Madison Levy**  
 Lab Director  
 State License #  
 0000024LCMD66604568  
 ISO 17025 Accreditation #  
 97164

*Madison Levy*  
 Signature  
 03/27/25



# Certificate of Analysis

Laboratory Sample ID: TE50123002-001



**Production Method:** Multiple Solvents  
**Harvest/Lot ID:** 012125  
**Batch#:** 012125  
**Manufacturing Date:** 2025-01-21 00:00:00  
**Lot Date :** 2025-01-21 00:00:00  
**Harvest Date:** 11/08/24  
**Sample Size Received:** 22.06 gram  
**Total Amount:** 7 gram  
**Retail Product Size:** 10 gram  
**Retail Serving Size:** 10 gram  
**Servings:** 1  
**Ordered:** 01/21/25  
**Sampled:** 01/23/25  
**Sample Collection Time:** 11:30 AM  
**Completed:** 01/28/25

Jan 28, 2025 | Goldsmith Extracts

License # 0000156ESTDP70697204

1225 west deer valley road  
 Phoenix, AZ, 85027, US

**PASSED**

Pages 1 of 5

**SAFETY RESULTS**



Pesticides  
**PASSED**



Heavy Metals  
**PASSED**



Microbials  
**PASSED**



Mycotoxins  
**PASSED**



Residuals Solvents  
**PASSED**



Filtration  
**NOT TESTED**



Water Activity  
**NOT TESTED**



Moisture  
**NOT TESTED**



Terpenes  
**NOT TESTED**

**MISC.**



**Cannabinoid**

**PASSED**



**Total THC**  
92.5253%



**Total CBD**  
ND



**Total Cannabinoids**  
98.7215%

|      | D9-THC  | THCA   | CBD    | CBDA   | CBG    | CBGA   | CBN    | D8-THC | THCV   | CBDV   | CBC    |
|------|---------|--------|--------|--------|--------|--------|--------|--------|--------|--------|--------|
| %    | 92.5253 | ND     | ND     | ND     | 3.4198 | ND     | 1.0757 | <LOQ   | 0.6783 | ND     | 1.0224 |
| mg/g | 925.253 | ND     | ND     | ND     | 34.198 | ND     | 10.757 | <LOQ   | 6.783  | ND     | 10.224 |
| LOQ  | 0.0010  | 0.0010 | 0.0010 | 0.0010 | 0.0010 | 0.0010 | 0.0010 | 0.0010 | 0.0010 | 0.0010 | 0.0010 |
| %    |         | %      | %      | %      | %      | %      | %      | %      | %      | %      | %      |

Analyzed by: 432, 312, 359, 272, 333

Weight: 0.1532g

Extraction date: 01/24/25 17:20:02

Extracted by: 312

Analysis Method : SOP.T.30.500, SOP.T.30.031, SOP.T.40.031  
 Analytical Batch : TE007402POT  
 Instrument Used : TE-004 "Duke Leto" (Flower)  
 Analyzed Date : 01/28/25 10:26:05

Batch Date : 01/24/25 14:31:41

Dilution : 800  
 Reagent : N/A  
 Consumables : N/A  
 Pipette : N/A

Full spectrum cannabinoid analysis utilizing High Performance Liquid Chromatography with Photo Diode Array detector (HPLC-PDA) for analysis. (Methods: SOP.T.30.500 for sample homogenization, SOP.T.30.031 for sample prep, SOP.T.40.031 for analysis on Shimadzu LC-20X0 series HPLCs). Potency results for cannabis flower products are reported on an "as received" basis, without moisture correction.

This Kaycha Labs Certification shall not be reproduced, unless in its entirety, without written approval from Kaycha Labs. The results relate only to the material or product analyzed. ND=Not Detected, ppm=Parts Per Million, ppb=Parts Per Billion, RSD=Relative Standard Deviation. Limit of Detection (LOD) and Limit Of Quantitation (LOQ) are terms used to describe the smallest concentration that can be detected and reliably measured by an analytical procedure, respectively. Action Levels are State-determined thresholds based on the action limits published in Table 3.1 of 9 A.A.C. 17 and 9 A.A.C. 18. The Measurement of Uncertainty (MU) error is available from the lab upon request. The "Decision Rule" for pass/fail does not include the MU. Any calculated totals may contain rounding errors. Testing results were obtained according to requirements stated in QMS.100.010.AZ Quality Manual.

**Ariel Gonzales**  
 Lab Director

State License # 0000024LCMD66604568  
 ISO 17025 Accreditation # 97164



Signature  
 01/28/25



# Certificate of Analysis

**PASSED**

**Goldsmith Extracts**

1225 west deer valley road  
Phoenix, AZ, 85027, US  
Telephone: (480) 720-3039  
Email: goldsmithextracts@gmail.com  
License #: 0000156ESTDP70697204

Sample : **TE50123002-001**  
Harvest/Lot ID: **012125**  
Lot Date : 01/21/25  
Batch #: 012125  
Sampled : 01/23/25  
Ordered : 01/23/25

Sample Size Received : 22.06 gram  
Total Amount : 7 gram  
Completed : 01/28/25 Expires: 01/28/26  
Sample Method : SOP Client Method

Page 2 of 5



## Pesticides

PASSED

| Pesticide                   | LOQ    | Units | Action Level | Pass/Fail | Result | Pesticide   | LOQ    | Units | Action Level | Pass/Fail | Result |
|-----------------------------|--------|-------|--------------|-----------|--------|---|--------|-------|--------------|-----------|--------|
| AVERMECTINS (ABAMECTIN B1A) | 0.2500 | ppm   | 0.5          | PASS      | ND     | TOTAL SPINOSAD  | 0.1000 | ppm   | 0.2          | PASS      | ND     |
| ACEPHATE                    | 0.2000 | ppm   | 0.4          | PASS      | ND     | SPIROMESIFEN  | 0.1000 | ppm   | 0.2          | PASS      | ND     |
| ACETAMIPRID                 | 0.1000 | ppm   | 0.2          | PASS      | ND     | SPIROTETRAMAT   | 0.1000 | ppm   | 0.2          | PASS      | ND     |
| ALDICARB                    | 0.2000 | ppm   | 0.4          | PASS      | ND     | SPIROXAMINE   | 0.2000 | ppm   | 0.4          | PASS      | ND     |
| AZOXYSTROBIN                | 0.1000 | ppm   | 0.2          | PASS      | ND     | TEBUCONAZOLE  | 0.2000 | ppm   | 0.4          | PASS      | ND     |
| BIFENAZATE                  | 0.1000 | ppm   | 0.2          | PASS      | ND     | THIACLOPRID   | 0.1000 | ppm   | 0.2          | PASS      | ND     |
| BIFENTHRIN                  | 0.1000 | ppm   | 0.2          | PASS      | ND     | THIAMETHOXAM  | 0.1000 | ppm   | 0.2          | PASS      | ND     |
| BOSCALID                    | 0.2000 | ppm   | 0.4          | PASS      | ND     | TRIFLOXYSTROBIN   | 0.1000 | ppm   | 0.2          | PASS      | ND     |
| CARBARYL                    | 0.1000 | ppm   | 0.2          | PASS      | ND     | CHLORFENAPYR +  | 0.3000 | ppm   | 1            | PASS      | ND     |
| CARBOFURAN                  | 0.1000 | ppm   | 0.2          | PASS      | ND     | CYFLUTHRIN *  | 0.5000 | ppm   | 1            | PASS      | ND     |
| CHLORANTRANILIPROLE         | 0.1000 | ppm   | 0.2          | PASS      | ND     | <b>Analyzed by:</b> 152, 272, 333 <b>Weight:</b> 0.4984g <b>Extraction date:</b> 01/23/25 15:13:33 <b>Extracted by:</b> 410<br><b>Analytical Batch:</b> TE007384PES<br><b>Analysis Method:</b> SOP.T.30.500, SOP.T.30.104.AZ, SOP.T.40.104.AZ<br><b>Instrument Used:</b> TE-262 *MS/MS - Pest/Myco 2*, TE-117 UHPLC - Pest/Myco 2 <b>Batch Date:</b> 01/23/25 13:13:42<br><b>Analyzed Date:</b> 01/27/25 15:30:06<br><b>Dilution:</b> 25<br><b>Reagent:</b> 012125.R52; 012125.R53; 011325.R32; 121024.R09; 012125.R14; 012125.R54; 011525.R13; 012125.R13; 041823.06<br><b>Consumables:</b> 9479291.162; 8000038072; 100824CH01; 220321-306-D; 1008645998; GD230008; 426060-JG<br><b>Pipette:</b> TE-062 SN:20C50491; TE-064 SN:20B27672 (100-1000uL)<br>Pesticide screening is carried out using LC-MS/MS supplemented by GC-MS/MS for volatile pesticides. (Methods: SOP.T.30.500 for sample homogenization, SOP.T.30.104.AZ for sample prep, and SOP.T.40.104.AZ for analysis on ThermoScientific Altis TSQ with Vanquish UHPLC).   |        |       |              |           |        |
| CHLORPYRIFOS                | 0.1000 | ppm   | 0.2          | PASS      | ND     | <b>Analyzed by:</b> 152, 272, 333 <b>Weight:</b> 0.4984g <b>Extraction date:</b> 01/23/25 15:13:33 <b>Extracted by:</b> 410<br><b>Analytical Batch:</b> TE007392VOL<br><b>Instrument Used:</b> TE-117 UHPLC - Pest/Myco 2, TE-262 *MS/MS - Pest/Myco 2 <b>Batch Date:</b> 01/23/25 15:17:44<br><b>Analyzed Date:</b> 01/27/25 15:46:48<br><b>Dilution:</b> 25<br><b>Reagent:</b> 012125.R52; 012125.R53; 011325.R32; 121024.R09; 012125.R14; 012125.R54; 011525.R13; 012125.R13; 041823.06<br><b>Consumables:</b> 9479291.162; 8000038072; 100824CH01; 220321-306-D; 1008645998; GD230008; 426060-JG<br><b>Pipette:</b> TE-062 SN:20C50491; TE-064 SN:20B27672 (100-1000uL)<br>Supplemental pesticide screening using GC-MS/MS to quantitatively screen for Chlorfenapyr, Cyfluthrin, Cypermethrin, and Diazinon; as well as the qualitative confirmation of Dichlorvos, Permethrin, Piperonyl Butoxide, Prallethrin, Propiconazole, Pyrethrins, and Tebuconazole which are all quantitatively screened using LC-MS/MS. (Methods: SOP.T.30.500 for sample homogenization, SOP.T.30.104.AZ for sample prep, and SOP.T.40.154.AZ for analysis using a ThermoScientific 1310-series GC equipped with a TriPlus RSH autosampler and detected on a TSQ 9000-series mass spectrometer). |        |       |              |           |        |
| CYPERMETHRIN                | 0.5000 | ppm   | 1            | PASS      | ND     |   |        |       |              |           |        |
| DIAZINON                    | 0.1000 | ppm   | 0.2          | PASS      | ND     |   |        |       |              |           |        |
| DAMINOZIDE                  | 0.5000 | ppm   | 1            | PASS      | ND     |   |        |       |              |           |        |
| DICHLORVOS (DDVP)           | 0.0500 | ppm   | 0.1          | PASS      | ND     |   |        |       |              |           |        |
| DIMETHOATE                  | 0.1000 | ppm   | 0.2          | PASS      | ND     |   |        |       |              |           |        |
| ETHOPROPHOS                 | 0.1000 | ppm   | 0.2          | PASS      | ND     |   |        |       |              |           |        |
| ETOFENPROX                  | 0.2000 | ppm   | 0.4          | PASS      | ND     |   |        |       |              |           |        |
| ETOXAZOLE                   | 0.1000 | ppm   | 0.2          | PASS      | ND     |   |        |       |              |           |        |
| FENOXICARB                  | 0.1000 | ppm   | 0.2          | PASS      | ND     |   |        |       |              |           |        |
| FENPYROXIMATE               | 0.2000 | ppm   | 0.4          | PASS      | ND     |   |        |       |              |           |        |
| FIPRONIL                    | 0.2000 | ppm   | 0.4          | PASS      | ND     |   |        |       |              |           |        |
| FLONICAMID                  | 0.5000 | ppm   | 1            | PASS      | ND     |   |        |       |              |           |        |
| FLUDIOXONIL                 | 0.2000 | ppm   | 0.4          | PASS      | ND     |   |        |       |              |           |        |
| HEXYTHIAZOX                 | 0.5000 | ppm   | 1            | PASS      | ND     |   |        |       |              |           |        |
| IMAZALIL                    | 0.1000 | ppm   | 0.2          | PASS      | ND     |   |        |       |              |           |        |
| IMIDACLOPRID                | 0.2000 | ppm   | 0.4          | PASS      | ND     |   |        |       |              |           |        |
| KRESOXIM-METHYL             | 0.2000 | ppm   | 0.4          | PASS      | ND     |   |        |       |              |           |        |
| MALATHION                   | 0.1000 | ppm   | 0.2          | PASS      | ND     |   |        |       |              |           |        |
| METALAXYL                   | 0.1000 | ppm   | 0.2          | PASS      | ND     |   |        |       |              |           |        |
| METHIOCARB                  | 0.1000 | ppm   | 0.2          | PASS      | ND     |   |        |       |              |           |        |
| METHOMYL                    | 0.2000 | ppm   | 0.4          | PASS      | ND     |   |        |       |              |           |        |
| MYCLOBUTANIL                | 0.1000 | ppm   | 0.2          | PASS      | ND     |   |        |       |              |           |        |
| NALED                       | 0.2500 | ppm   | 0.5          | PASS      | ND     |   |        |       |              |           |        |
| OXAMYL                      | 0.5000 | ppm   | 1            | PASS      | ND     |   |        |       |              |           |        |
| PACLOBUTRAZOL               | 0.2000 | ppm   | 0.4          | PASS      | ND     |   |        |       |              |           |        |
| TOTAL PERMETHRINS           | 0.1000 | ppm   | 0.2          | PASS      | ND     |   |        |       |              |           |        |
| PHOSMET                     | 0.1000 | ppm   | 0.2          | PASS      | ND     |   |        |       |              |           |        |
| PIPERONYL BUTOXIDE          | 1.0000 | ppm   | 2            | PASS      | ND     |   |        |       |              |           |        |
| PRALLETHRIN                 | 0.1000 | ppm   | 0.2          | PASS      | ND     |   |        |       |              |           |        |
| PROPICONAZOLE               | 0.2000 | ppm   | 0.4          | PASS      | ND     |   |        |       |              |           |        |
| PROPOXUR                    | 0.1000 | ppm   | 0.2          | PASS      | ND     |   |        |       |              |           |        |
| TOTAL PYRETHRINS            | 0.5000 | ppm   | 1            | PASS      | ND     |   |        |       |              |           |        |
| PYRIDABEN                   | 0.1000 | ppm   | 0.2          | PASS      | ND     |   |        |       |              |           |        |

This Kaycha Labs Certification shall not be reproduced, unless in its entirety, without written approval from Kaycha Labs. The results relate only to the material or product analyzed. ND=Not Detected, ppm=Parts Per Million, ppb=Parts Per Billion, RSD=Relative Standard Deviation. Limit of Detection (LOD) and Limit Of Quantitation (LOQ) are terms used to describe the smallest concentration that can be detected and reliably measured by an analytical procedure, respectively. Action Levels are State-determined thresholds based on the action limits published in Table 3.1 of 9 A.A.C. 17 and 9 A.A.C. 18. The Measurement of Uncertainty (MU) error is available from the lab upon request. The "Decision Rule" for pass/fail does not include the MU. Any calculated totals may contain rounding errors. Testing results were obtained according to requirements stated in QMS.100.010.AZ Quality Manual.

**Ariel Gonzales**  
Lab Director

State License #  
0000024LCMD66604568  
ISO 17025 Accreditation # 97164



Signature  
01/28/25



1231 W. Warner Road, Suite 105  
 Tempe, AZ, 85284, US  
 (480) 220-4470

Kaycha Labs

012125 - Distillate  
 Growers Blend - Hybrid  
 Matrix : Concentrate  
 Type: Distillate



# Certificate of Analysis

**PASSED**

**Goldsmith Extracts**

1225 west deer valley road  
 Phoenix, AZ, 85027, US  
 Telephone: (480) 720-3039  
 Email: goldsmithextracts@gmail.com  
 License # : 0000156ESTDP70697204

Sample : TE50123002-001  
 Harvest/Lot ID: 012125  
 Lot Date : 01/21/25  
 Batch# : 012125  
 Sampled : 01/23/25  
 Ordered : 01/23/25

Sample Size Received : 22.06 gram  
 Total Amount : 7 gram  
 Completed : 01/28/25 Expires: 01/28/26  
 Sample Method : SOP Client Method

Page 3 of 5

## Residual Solvents

PASSED

| Solvents          | LOQ       | Units | Action Level | Pass/Fail | Result |
|-------------------|-----------|-------|--------------|-----------|--------|
| BUTANES           | 2400.0000 | ppm   | 5000         | PASS      | ND     |
| METHANOL          | 1440.0000 | ppm   | 3000         | PASS      | ND     |
| PENTANES          | 2400.0000 | ppm   | 5000         | PASS      | ND     |
| ETHANOL           | 2400.0000 | ppm   | 5000         | PASS      | ND     |
| ETHYL ETHER       | 2400.0000 | ppm   | 5000         | PASS      | ND     |
| ACETONE           | 480.0000  | ppm   | 1000         | PASS      | ND     |
| 2-PROPANOL        | 2400.0000 | ppm   | 5000         | PASS      | ND     |
| ACETONITRILE      | 196.8000  | ppm   | 410          | PASS      | ND     |
| DICHLOROMETHANE   | 288.0000  | ppm   | 600          | PASS      | ND     |
| HEXANES           | 139.2000  | ppm   | 290          | PASS      | ND     |
| ETHYL ACETATE     | 2400.0000 | ppm   | 5000         | PASS      | ND     |
| CHLOROFORM        | 28.8000   | ppm   | 60           | PASS      | ND     |
| BENZENE           | 1.2000    | ppm   | 2            | PASS      | ND     |
| ISOPROPYL ACETATE | 2400.0000 | ppm   | 5000         | PASS      | ND     |
| HEPTANE           | 2400.0000 | ppm   | 5000         | PASS      | ND     |
| TOLUENE           | 427.2000  | ppm   | 890          | PASS      | ND     |
| XYLENES           | 1041.6000 | ppm   | 2170         | PASS      | ND     |

|                               |                    |                                       |                      |
|-------------------------------|--------------------|---------------------------------------|----------------------|
| Analyzed by:<br>334, 272, 333 | Weight:<br>0.0222g | Extraction date:<br>01/23/25 15:09:38 | Extracted by:<br>334 |
|-------------------------------|--------------------|---------------------------------------|----------------------|

Analysis Method : SOP.T.40.044.AZ  
 Analytical Batch : TE007359SOL  
 Instrument Used : TE-092 "GC - Solvents 1",TE-095 "MS - Solvents 1",TE-098 "Injector - Solvents 1",TE-100 "HS - Solvents 1",TE-113 "Vacuum Pump - Solvents 1"  
 Batch Date : 01/22/25 10:26:28  
 Analyzed Date : 01/24/25 12:08:21

Dilution : N/A  
 Reagent : 121024.04; 110724.07  
 Consumables : H109203-1; 430274; 103689; GD230008  
 Pipette : N/A

Residual solvents screening is performed using GC-MS which can detect below single digit ppm concentrations. (Method: SOP.T.40.044.AZ for sample prep and analysis via ThermoScientific 1310-series GC equipped with a TriPlus 500 Headspace autosampler and detection carried out by ISQ7000-series mass spectrometer). Butanes are reported as the sum of n-Butane and Isobutane. Pentanes are reported as the sum of n-Pentane, Isopentane, and Neopentane. Hexanes are reported as the sum of n-Hexane, 2-Methylpentane, 3-Methylpentane, 2,2-Dimethylbutane, and 2,3-Dimethylbutane. Xylenes are reported as the sum of Ethyl Benzene, m-Xylene, p-Xylene, and o-Xylene.

This Kaycha Labs Certification shall not be reproduced, unless in its entirety, without written approval from Kaycha Labs. The results relate only to the material or product analyzed. ND=Not Detected, ppm=Parts Per Million, ppb=Parts Per Billion, RSD=Relative Standard Deviation. Limit of Detection (LOD) and Limit Of Quantitation (LOQ) are terms used to describe the smallest concentration that can be detected and reliably measured by an analytical procedure, respectively. Action Levels are State-determined thresholds based on the action limits published in Table 3.1 of 9 A.A.C. 17 and 9 A.A.C. 18. The Measurement of Uncertainty (MU) error is available from the lab upon request. The "Decision Rule" for pass/fail does not include the MU. Any calculated totals may contain rounding errors. Testing results were obtained according to requirements stated in QMS.100.010.AZ Quality Manual.

**Ariel Gonzales**  
 Lab Director  
 State License #  
 0000024LCMD66604568  
 ISO 17025 Accreditation # 97164

Signature  
 01/28/25





# Certificate of Analysis

**PASSED**

**Goldsmith Extracts**

1225 west deer valley road  
Phoenix, AZ, 85027, US  
Telephone: (480) 720-3039  
Email: goldsmithextracts@gmail.com  
License #: 0000156ESTDP70697204

Sample : TE50123002-001  
Harvest/Lot ID: 012125  
Lot Date : 01/21/25  
Batch# : 012125  
Sampled : 01/23/25  
Ordered : 01/23/25

Sample Size Received : 22.06 gram  
Total Amount : 7 gram  
Completed : 01/28/25 Expires: 01/28/26  
Sample Method : SOP Client Method

Page 4 of 5

|   |                  |               |   |                   |               |
|---|------------------|---------------|---|-------------------|---------------|
|  | <b>Microbial</b> | <b>PASSED</b> |  | <b>Mycotoxins</b> | <b>PASSED</b> |
|---|------------------|---------------|---|-------------------|---------------|

| Analyte               | LOQ     | Units | Result            | Pass / Fail | Action Level | Analyte          | LOQ     | Units | Result | Pass / Fail | Action Level |
|-----------------------|---------|-------|-------------------|-------------|--------------|------------------|---------|-------|--------|-------------|--------------|
| SALMONELLA SPP        | 0.0000  |       | Not Present in 1g | PASS        |              | TOTAL AFLATOXINS | 4.8510  | ppb   | ND     | PASS        | 20           |
| ASPERGILLUS FLAVUS    | 0.0000  |       | Not Present in 1g | PASS        |              | AFLATOXIN B1     | 4.8510  | ppb   | ND     | PASS        | 20           |
| ASPERGILLUS FUMIGATUS | 0.0000  |       | Not Present in 1g | PASS        |              | AFLATOXIN B2     | 5.9400  | ppb   | ND     | PASS        | 20           |
| ASPERGILLUS NIGER     | 0.0000  |       | Not Present in 1g | PASS        |              | AFLATOXIN G1     | 6.2700  | ppb   | ND     | PASS        | 20           |
| ASPERGILLUS TERREUS   | 0.0000  |       | Not Present in 1g | PASS        |              | AFLATOXIN G2     | 10.7250 | ppb   | ND     | PASS        | 20           |
| ESCHERICHIA COLI REC  | 10.0000 | CFU/g | <10               | PASS        | 100          | OCHRATOXIN A     | 12.0000 | ppb   | ND     | PASS        | 20           |

|  |                           |  |                             |
|--|---------------------------|--|-----------------------------|
| <b>Analyzed by:</b><br>331, 272, 333   | <b>Weight:</b><br>1.0097g | <b>Extraction date:</b><br>01/25/25 11:24:32 | <b>Extracted by:</b><br>331 |
| <b>Analysis Method :</b> SOP.T.40.056B, SOP.T.40.058.FL, SOP.T.40.208, SOP.T.40.209.AZ |                           |  |                             |
| <b>Analytical Batch :</b> TE007388MIC  |                           |  |                             |
| <b>Instrument Used :</b> TE-234 "bioMerieux GENE-UP"                                   |                           | <b>Batch Date :</b> 01/23/25 13:37:00        |                             |
| <b>Analyzed Date :</b> 01/27/25 16:19:38   |                           |  |                             |
| <b>Dilution :</b> 10   |                           |  |                             |
| <b>Reagent :</b> N/A   |                           |  |                             |
| <b>Consumables :</b> N/A   |                           |  |                             |
| <b>Pipette :</b> N/A   |                           |  |                             |

|  |                           |  |                             |
|--|---------------------------|--|-----------------------------|
| <b>Analyzed by:</b><br>152, 272, 333   | <b>Weight:</b><br>0.4984g | <b>Extraction date:</b><br>01/23/25 15:13:33 | <b>Extracted by:</b><br>410 |
| <b>Analysis Method :</b> SOP.T.30.500, SOP.T.30.104.AZ, SOP.T.40.104.AZ  |                           |  |                             |
| <b>Analytical Batch :</b> TE007393MYC  |                           |  |                             |
| <b>Instrument Used :</b> TE-262 "MS/MS - Pest/Myco 2, TE-117 UHPLC - Batch Date : 01/23/25 15:18:45                        |                           | <b>Pest/Myco 2</b>                           |                             |
| <b>Analyzed Date :</b> 01/27/25 15:51:43   |                           |  |                             |
| <b>Dilution :</b> 25   |                           |  |                             |
| <b>Reagent :</b> 012125.R52; 012125.R53; 011325.R32; 121024.R09; 012125.R14; 012125.R54; 011525.R13; 012125.R13; 041823.06 |                           |  |                             |
| <b>Consumables :</b> 9479291.162; 8000038072; 100824CH01; 220321-306-D; 1008645998; GD230008; 426060-JG                    |                           |  |                             |
| <b>Pipette :</b> TE-062 SN:20C50491; TE-064 SN:20B27672 (100-1000uL)   |                           |  |                             |

Aflatoxins B1, B2, G1, G2, and Ochratoxin A analysis using LC-MS/MS. (Methods: SOP.T.30.500 for sample homogenization, SOP.T.30.104.AZ for sample prep, and SOP.T.40.104.AZ for analysis on ThermoScientific Altis TSQ with Vanquish UHPLC). Total Aflatoxins (sum of Aflatoxins B1, B2, G1, G2) must be <20µg/kg. Ochratoxin must be <20µg/kg.

|   |                     |               |
|---|---------------------|---------------|
|  | <b>Heavy Metals</b> | <b>PASSED</b> |
|---|---------------------|---------------|

| Metal   | LOQ    | Units | Result | Pass / Fail | Action Level |
|---------|--------|-------|--------|-------------|--------------|
| ARSENIC | 0.2000 | ppm   | ND     | PASS        | 0.4          |
| CADMIUM | 0.2000 | ppm   | ND     | PASS        | 0.4          |
| LEAD    | 0.5000 | ppm   | ND     | PASS        | 1            |
| MERCURY | 0.1000 | ppm   | ND     | PASS        | 0.2          |

|  |                           |  |                                 |
|--|---------------------------|--|---------------------------------|
| <b>Analyzed by:</b><br>398, 272, 333   | <b>Weight:</b><br>0.1994g | <b>Extraction date:</b><br>01/23/25 16:22:36 | <b>Extracted by:</b><br>445,398 |
| <b>Analysis Method :</b> SOP.T.30.500, SOP.T.30.084.AZ, SOP.T.40.084.AZ  |                           |  |                                 |
| <b>Analytical Batch :</b> TE007394HEA  |                           |  |                                 |
| <b>Instrument Used :</b> TE-307 "Ted"  |                           | <b>Batch Date :</b> 01/23/25 16:19:23        |                                 |
| <b>Analyzed Date :</b> 01/27/25 15:17:10   |                           |  |                                 |
| <b>Dilution :</b> 50   |                           |  |                                 |
| <b>Reagent :</b> 012325.R16; 012125.R02; 011025.02; 090922.04; 102824.03; 100424.02                                |                           |  |                                 |
| <b>Consumables :</b> H109203-1; 269336; GD230008; 052024CH01; 210705-306-D   |                           |  |                                 |
| <b>Pipette :</b> TE-063 SN:20C50490 (20-200uL); TE-110 SN:20B18338 (100-1000uL); TE-169 SN: 20B16352 (Nitric Acid) |                           |  |                                 |

Heavy Metals screening is performed using ICP-MS (Inductively Coupled Plasma - Mass Spectrometer) which can screen down to below single digit ppb concentrations for regulated heavy metals. (Methods: SOP.T.30.500 for sample homogenization, SOP.T.30.084.AZ for sample prep by microwave digestion, and SOP.T.40.084.AZ for analysis by ThermoScientific iCAP RQ ICP-MS).

This Kaycha Labs Certification shall not be reproduced, unless in its entirety, without written approval from Kaycha Labs. The results relate only to the material or product analyzed. ND=Not Detected, ppm=Parts Per Million, ppb=Parts Per Billion, RSD=Relative Standard Deviation. Limit of Detection (LOD) and Limit Of Quantitation (LOQ) are terms used to describe the smallest concentration that can be detected and reliably measured by an analytical procedure, respectively. Action Levels are State-determined thresholds based on the action limits published in Table 3.1 of 9 A.A.C. 17 and 9 A.A.C. 18. The Measurement of Uncertainty (MU) error is available from the lab upon request. The "Decision Rule" for pass/fail does not include the MU. Any calculated totals may contain rounding errors. Testing results were obtained according to requirements stated in QMS.100.010.AZ Quality Manual.

**Ariel Gonzales**  
Lab Director

State License #  
0000024LCMD66604568  
ISO 17025 Accreditation # 97164



Signature  
01/28/25



1231 W. Warner Road, Suite 105  
 Tempe, AZ, 85284, US  
 (480) 220-4470

**Kaycha Labs**

012125 - Distillate  
 Growers Blend - Hybrid  
 Matrix : Concentrate  
 Type: Distillate



# Certificate of Analysis

**PASSED**

**Goldsmith Extracts**

1225 west deer valley road  
 Phoenix, AZ, 85027, US  
**Telephone:** (480) 720-3039  
**Email:** goldsmithextracts@gmail.com  
**License # :** 0000156ESTDP70697204

**Sample :** TE50123002-001  
**Harvest/Lot ID:** 012125  
**Lot Date :** 01/21/25  
**Batch# :** 012125  
**Sampled :** 01/23/25  
**Ordered :** 01/23/25

**Sample Size Received :** 22.06 gram  
**Total Amount :** 7 gram  
**Completed :** 01/28/25 **Expires:** 01/28/26  
**Sample Method :** SOP Client Method

Page 5 of 5

## COMMENTS

\* Confident Cannabis sample ID: 2501KLAZ0093.0424



\* Pesticide TE50123002-001PES

1 - M2: Total Permethrins.

\* Cannabinoid TE50123002-001POT

1 - M1 : CBDA

\* Residual TE50123002-001SOL

1 - V1- Pentanes, Ethyl Ether, Acetonitrile, Dichloromethane, Ethyl Acetate, Benzene, Isopropyl Acetate, Heptane, Toluene, Xylenes. M1- Acetonitrile, n-Hexane.

This Kaycha Labs Certification shall not be reproduced, unless in its entirety, without written approval from Kaycha Labs. The results relate only to the material or product analyzed. ND=Not Detected, ppm=Parts Per Million, ppb=Parts Per Billion, RSD=Relative Standard Deviation. Limit of Detection (LOD) and Limit Of Quantitation (LOQ) are terms used to describe the smallest concentration that can be detected and reliably measured by an analytical procedure, respectively. Action Levels are State-determined thresholds based on the action limits published in Table 3.1 of 9 A.A.C. 17 and 9 A.A.C. 18. The Measurement of Uncertainty (MU) error is available from the lab upon request. The "Decision Rule" for pass/fail does not include the MU. Any calculated totals may contain rounding errors. Testing results were obtained according to requirements stated in QMS.100.010.AZ Quality Manual.

**Ariel Gonzales**

Lab Director

State License #  
 0000024LCMD66604568  
 ISO 17025 Accreditation # 97164

Signature  
 01/28/25