



Certificate of Analysis

PASSED




Harvest/Lot ID: BLUD241113
Batch #: BLUD241113
Harvest Date: 02/03/25
Production Method: Other
Total Amount: 7 gram
Retail Product Size: 10 gram
Retail Serving Size: 10
Servings: 1

Lab ID: TE50212002-004
Sampled: 02/12/25
Received: 18.36 gram
Sampling Method: N/A
Completed: 02/15/25
Expire: 02/15/26

Project Packs

2239 N Black Canyon Hwy
 Phoenix, AZ, 85009, US
License #: 00000084ESFH12297246



Cannabinoid

PASSED



Total THC
24.5371%



Total CBD
ND



Total Cannabinoids
29.9318%

	D9-THC	THCA	CBD	CBDA	CBG	CBGA	CBN	D8-THC	THCV	CBDV	CBC
%	0.8140	27.0503	ND	ND	0.1361	1.9314	ND	ND	ND	ND	ND
mg/g	8.140	270.503	ND	ND	1.361	19.314	ND	ND	ND	ND	ND
LOQ	0.0010	0.0010	0.0010	0.0010	0.0010	0.0010	0.0010	0.0010	0.0010	0.0010	0.0010
Qualifier	%	%	%	%	%	%	%	%	%	%	%

Analyzed by: 312, 432, 359, 272, 545 **Weight:** 0.2071g **Extraction date:** 02/13/25 14:27:07 **Extracted by:** 333

Analysis Method : N/A
Analytical Batch : TE007657POT
Instrument Used : TE-004 "Duke Leto" (Flower) **Batch Date :** 02/12/25 11:29:14
Analyzed Date : 02/15/25 19:53:15

Dilution : 400
Reagent : 123024.06; 020425.R15; 020425.R14; 010825.R24; 010825.R33
Consumables : 947.110; 8000038072; 20240202; 1008439554; 110424CH01; 220318-306-D; 1; 269336; 04402004; GD230008; 329070296
Pipette : TE-059 SN:20A04528 (20-200uL); TE-064 SN:20B27672 (100-1000uL); TE-164 SN: 21H24198 (Isopropanol)

Full spectrum cannabinoid analysis utilizing High Performance Liquid Chromatography with Photo Diode Array detector (HPLC-PDA) for analysis. (Methods: SOP.T.30.500 for sample homogenization, SOP.T.30.031 for sample prep, SOP.T.40.031 for analysis on Shimadzu LC-20X0 series HPLCs). Potency results for cannabis flower products are reported on an "as received" basis, without moisture correction.

SAFETY RESULTS

MISC.

									
Pesticide PASSED	Heavy Metals PASSED	Microbial PASSED	Mycotoxins PASSED	Solvents NOT TESTED	Filtration/Foreign Material NOT TESTED	Water Activity NOT TESTED	Moisture Content NOT TESTED	Vitamin E NOT TESTED	Terpenes TESTED

This Kaycha Labs Certification shall not be reproduced, unless in its entirety, without written approval from Kaycha Labs. The results relate only to the material or product analyzed. ND=Not Detected, ppm=Parts Per Million, ppb=Parts Per Billion, RSD=Relative Standard Deviation. Limit of Detection (LOD) and Limit Of Quantitation (LOQ) are terms used to describe the smallest concentration that can be detected and reliably measured by an analytical procedure, respectively. Action Levels are State-determined thresholds based on the action limits published in Table 3.1 of 9 A.A.C. 17 and 9 A.A.C. 18. The Measurement of Uncertainty (MU) error is available from the lab upon request. The "Decision Rule" for pass/fail does not include the MU. Any calculated totals may contain rounding errors. Testing results were obtained according to requirements stated in QMS.100.010.AZ Quality Manual.

Ariel Gonzales

Lab Director

State License #
 0000024LCMD66604568
 ISO 17025 Accreditation # 97164



Signature
 02/15/25



Certificate of Analysis

Sample: TE50212002-004
Project Packs
Telephone: (000) 000-0000
Email: info@kaychalabs.com

Harvest/Lot ID: BLUD241113
Batch #: BLUD241113

Ordered: 02/12/25
Sampled: 02/12/25
Completed: 02/15/25

PASSED



Terpenes

TESTED

ANALYTES	UNIT	LOD	LOQ	ACTION LEVEL	PASS/FAIL	RESULT	QUALIFIER
TOTAL TERPENES	mg	0	0.002		TESTED	1.2037	
ALPHA-PINENE	mg	0	0.002		TESTED	ND	
CAMPHENE	mg	0	0.002		TESTED	ND	
SABINENE	mg	0	0.002		TESTED	ND	
BETA-PINENE	mg	0	0.002		TESTED	0.0418	
BETA-MYRCENE	mg	0	0.002		TESTED	0.1549	
ALPHA-PHELLANDRENE	mg	0	0.002		TESTED	ND	
3-CARENE	mg	0	0.002		TESTED	ND	
ALPHA-TERPINENE	mg	0	0.002		TESTED	ND	
LIMONENE	mg	0	0.002		TESTED	ND	
EUCALYPTOL	mg	0	0.002		TESTED	ND	
OCIMENE	mg	0	0.002		TESTED	0.2060	
GAMMA-TERPINENE	mg	0	0.002		TESTED	ND	
SABINENE HYDRATE	mg	0	0.002		TESTED	ND	
TERPINOLENE	mg	0	0.002		TESTED	0.5210	
FENCHONE	mg	0	0.002		TESTED	ND	
LINALOOL	mg	0	0.002		TESTED	ND	
FENCHYL ALCOHOL	mg	0	0.002		TESTED	ND	
ISOPULEGOL	mg	0	0.002		TESTED	ND	
CAMPHOR	mg	0	0.002		TESTED	ND	
ISOBORNEOL	mg	0	0.002		TESTED	ND	
BORNEOL	mg	0	0.002		TESTED	ND	
MENTHOL	mg	0	0.002		TESTED	ND	
ALPHA-TERPINEOL	mg	0	0.002		TESTED	ND	
GAMMA-TERPINEOL	mg	0	0.002		TESTED	ND	
NEROL	mg	0	0.002		TESTED	ND	
PULEGONE	mg	0	0.002		TESTED	ND	
GERANIOL	mg	0	0.002		TESTED	ND	
GERANYL ACETATE	mg	0	0.002		TESTED	ND	
ALPHA-CEDRENE	mg	0	0.002		TESTED	ND	
BETA-CARYOPHYLLENE	mg	0	0.002		TESTED	0.2034	
ALPHA-HUMULENE	mg	0	0.002		TESTED	0.0766	
VALENCENE	mg	0	0.002		TESTED	ND	
CIS-NEROLIDOL	mg	0	0.002		TESTED	ND	
TRANS-NEROLIDOL	mg	0	0.002		TESTED	ND	
CARYOPHYLLENE OXIDE	mg	0	0.002		TESTED	ND	
GUAIOL	mg	0	0.002		TESTED	ND	
CEDROL	mg	0	0.002		TESTED	ND	
ALPHA-BISABOLOL	mg	0	0.002		TESTED	ND	

Analyzed by: 334, 272, 545	Weight: 0.2480g	Extraction date: 02/13/25 13:47:36	Extracted by: 409,334
--------------------------------------	---------------------------	--	---------------------------------

Analysis Method : N/A
Analytical Batch : TE007683TER
Instrument Used : N/A
Analyzed Date : 02/15/25 19:43:22

Batch Date : 02/13/25 13:45:38

Dilution : N/A
Reagent : 101723.24; 071924.01
Consumables : 947.110; H109203-1; 8000038072; GD230008; 20240202; 1
Pipette : N/A

Terpenes screening is performed using GC-MS which can detect below single digit ppm concentrations. (Methods: SOP.T.30.500 for sample homogenization, SOP.T.30.064 for sample prep, and SOP.T.40.064 for analysis via ThermoScientific 1310-series GC equipped with an AI 1310-series liquid injection autosampler and detection carried out by ISQ 7000-series mass spectrometer). Terpene results are reported on a wt/wt% basis. Testing result is for informational purposes only and cannot be used to satisfy dispensary testing requirements in R9-17-317.01(A) or labeling requirements in R9-17-317. Nor, can it be used to satisfy marijuana establishment testing requirements in R9-18-311(A) or labeling requirements in R9-18-310 - Q3.

This Kaycha Labs Certification shall not be reproduced, unless in its entirety, without written approval from Kaycha Labs. The results relate only to the material or product analyzed. ND=Not Detected, ppm=Parts Per Million, ppb=Parts Per Billion, RSD=Relative Standard Deviation. Limit of Detection (LOD) and Limit Of Quantitation (LOQ) are terms used to describe the smallest concentration that can be detected and reliably measured by an analytical procedure, respectively. Action Levels are State-determined thresholds based on the action limits published in Table 3.1 of 9 A.A.C. 17 and 9 A.A.C. 18. The Measurement of Uncertainty (MU) error is available from the lab upon request. The "Decision Rule" for pass/fail does not include the MU. Any calculated totals may contain rounding errors. Testing results were obtained according to requirements stated in QMS.100.010.AZ Quality Manual.

Ariel Gonzales
 Lab Director

State License #
 0000024LCMD66604568
 ISO 17025 Accreditation # 97164



Signature
 02/15/25



Certificate of Analysis

Sample: TE50212002-004
Project Packs
Telephone: (000) 000-0000
Email: info@kaychalabs.com

Harvest/Lot ID: BLUD241113
Batch #: BLUD241113

Ordered: 02/12/25
Sampled: 02/12/25
Completed: 02/15/25

PASSED



Pesticide

PASSED

ANALYTES	UNIT	LOD	LOQ	ACTION LEVEL	PASS/FAIL	RESULT	QUALIFIER
AVERMECTINS (ABAMECTIN B1A)	mg	0.017	0.25	0.5	PASS	ND	
ACEPHATE	mg	0.01	0.2	0.4	PASS	ND	
ACETAMIPRID	mg	0.005	0.1	0.2	PASS	ND	
ALDICARB	mg	0.014	0.2	0.4	PASS	ND	
AZOXYSTROBIN	mg	0.005	0.1	0.2	PASS	ND	
BIFENAZATE	mg	0.006	0.1	0.2	PASS	ND	
BIFENTHRIN	mg	0.005	0.1	0.2	PASS	ND	
BOSCALID	mg	0.005	0.2	0.4	PASS	ND	
CARBARYL	mg	0.008	0.1	0.2	PASS	ND	
CARBOFURAN	mg	0.005	0.1	0.2	PASS	ND	
CHLORANTRANILIPROLE	mg	0.011	0.1	0.2	PASS	ND	
CHLORPYRIFOS	mg	0.005	0.1	0.2	PASS	ND	
CLOFENTEZINE	mg	0.01	0.1	0.2	PASS	ND	
CYPERMETHRIN	mg	0.1	0.5	1	PASS	ND	
DIAZINON	mg	0.006	0.1	0.2	PASS	ND	
DAMINOZIDE	mg	0.01	0.5	1	PASS	ND	
DICHLORVOS (DDVP)	mg	0.001	0.05	0.1	PASS	ND	
DIMETHOATE	mg	0.006	0.1	0.2	PASS	ND	
ETHOPROPHOS	mg	0.004	0.1	0.2	PASS	ND	
ETOFENPROX	mg	0.006	0.2	0.4	PASS	ND	
ETOXAZOLE	mg	0.004	0.1	0.2	PASS	ND	
FENOXYCARB	mg	0.005	0.1	0.2	PASS	ND	
FENPYROXIMATE	mg	0.004	0.2	0.4	PASS	ND	
FIPRONIL	mg	0.006	0.2	0.4	PASS	ND	
FLONICAMID	mg	0.009	0.5	1	PASS	ND	
FLUDIOXONIL	mg	0.006	0.2	0.4	PASS	ND	
HEXYTHIAZOX	mg	0.005	0.5	1	PASS	ND	
IMAZALIL	mg	0.011	0.1	0.2	PASS	ND	
IMIDACLOPRID	mg	0.008	0.2	0.4	PASS	ND	
KRESOXIM-METHYL	mg	0.007	0.2	0.4	PASS	ND	
MALATHION	mg	0.007	0.1	0.2	PASS	ND	
METALAXYL	mg	0.004	0.1	0.2	PASS	ND	
METHIOCARB	mg	0.004	0.1	0.2	PASS	ND	
METHOMYL	mg	0.005	0.2	0.4	PASS	ND	
MYCLOBUTANIL	mg	0.01	0.1	0.2	PASS	ND	
NALED	mg	0.007	0.25	0.5	PASS	ND	
OXAMYL	mg	0.008	0.5	1	PASS	ND	
PACLOBUTRAZOL	mg	0.005	0.2	0.4	PASS	ND	
TOTAL PERMETHRINS	mg	0.003	0.1	0.2	PASS	ND	
PHOSMET	mg	0.01	0.1	0.2	PASS	ND	
PIPERONYL BUTOXIDE	mg	0.005	1	2	PASS	ND	
PRALLETHRIN	mg	0.013	0.1	0.2	PASS	ND	
PROPICONAZOLE	mg	0.005	0.2	0.4	PASS	ND	
PROPOXUR	mg	0.005	0.1	0.2	PASS	ND	
TOTAL PYRETHRINS	mg	0.001	0.5	1	PASS	ND	
PYRIDABEN	mg	0.004	0.1	0.2	PASS	ND	
TOTAL SPINOSAD	mg	0.006	0.1	0.2	PASS	ND	
SPIROMESIFEN	mg	0.008	0.1	0.2	PASS	ND	
SPIROTETRAMAT	mg	0.006	0.1	0.2	PASS	ND	
SPIROXAMINE	mg	0.004	0.2	0.4	PASS	ND	
TEBUCONAZOLE	mg	0.004	0.2	0.4	PASS	ND	
THIACLOPRID	mg	0.006	0.1	0.2	PASS	ND	
THIAMETHOXAM	mg	0.006	0.1	0.2	PASS	ND	
TRIFLOXYSTROBIN	mg	0.006	0.1	0.2	PASS	ND	
CHLORFENAPYR	mg	0.027	0.3	1	PASS	ND	M2

This Kaycha Labs Certification shall not be reproduced, unless in its entirety, without written approval from Kaycha Labs. The results relate only to the material or product analyzed. ND=Not Detected, ppm=Parts Per Million, ppb=Parts Per Billion, RSD=Relative Standard Deviation. Limit of Detection (LOD) and Limit Of Quantitation (LOQ) are terms used to describe the smallest concentration that can be detected and reliably measured by an analytical procedure, respectively. Action Levels are State-determined thresholds based on the action limits published in Table 3.1 of 9 A.A.C. 17 and 9 A.A.C. 18. The Measurement of Uncertainty (MU) error is available from the lab upon request. The "Decision Rule" for pass/fail does not include the MU. Any calculated totals may contain rounding errors. Testing results were obtained according to requirements stated in QMS.100.010.AZ Quality Manual.

Ariel Gonzales

Lab Director

State License #
 0000024LCMD66604568
 ISO 17025 Accreditation # 97164



Signature
 02/15/25



Certificate of Analysis

Sample: TE50212002-004
Project Packs
Telephone: (000) 000-0000
Email: info@kaychalabs.com

Harvest/Lot ID: BLUD241113
Batch #: BLUD241113

Ordered: 02/12/25
Sampled: 02/12/25
Completed: 02/15/25

PASSED

	Pesticide	PASSED
---	------------------	---------------

ANALYTES	UNIT	LOD	LOQ	ACTION LEVEL	PASS/FAIL	RESULT	QUALIFIER
CYFLUTHRIN	mg	0.015	0.5	1	PASS	ND	

Analyzed by: 152, 272, 545	Weight: 0.5037g	Extraction date: 02/13/25 12:39:55	Extracted by: 410
--------------------------------------	---------------------------	--	-----------------------------

Analysis Method : N/A
Analytical Batch : TE007678PES
Instrument Used : TE-262 "MS/MS - Pest/Myco 2",TE-117 UHPLC - Pest/Myco 2
Analyzed Date : 02/15/25 19:26:38 **Batch Date :** 02/13/25 09:51:21

Dilution : 25
Reagent : 012925.R19; 012925.R20; 012325.R37; 021125.R45; 020425.R32; 041823.06; 021325.R02; 021325.R03
Consumables : 9479291.162; 8000038072; 110424CH01; 220321-306-D; 1008672189; GD230008; 426060-JG
Pipette : TE-062 SN:20C50491; TE-064 SN:20B27672 (100-1000uL)


Pesticide screening is carried out using LC-MS/MS supplemented by GC-MS/MS for volatile pesticides. (Methods: SOP.T.30.500 for sample homogenization, SOP.T.30.104.AZ for sample prep, and SOP.T.40.104.AZ for analysis on ThermoScientific Altis TSQ with Vanquish UHPLC).

Analyzed by: 152, 272, 545	Weight: 0.5037g	Extraction date: 02/13/25 12:39:55	Extracted by: 410
--------------------------------------	---------------------------	--	-----------------------------

Analysis Method : N/A
Analytical Batch : TE007686VOL
Instrument Used : TE-117 UHPLC - Pest/Myco 2,TE-262 "MS/MS - Pest/Myco 2
Analyzed Date : 02/15/25 19:36:01 **Batch Date :** 02/13/25 15:21:15

Dilution : 25
Reagent : 012925.R19; 012925.R20; 012325.R37; 021125.R45; 020425.R32; 041823.06; 021325.R02; 021325.R03
Consumables : 9479291.162; 8000038072; 110424CH01; 220321-306-D; 1008672189; GD230008; 426060-JG
Pipette : TE-062 SN:20C50491; TE-064 SN:20B27672 (100-1000uL)

Supplemental pesticide screening using GC-MS/MS to quantitatively screen for Chlorfenapyr, Cyfluthrin, Cypermethrin, and Diazinon; as well as the qualitative confirmation of Dichlorvos, Permethrins, Piperonyl Butoxide, Prallethrin, Propiconazole, Pyrethrins, and Tebuconazole which are all quantitatively screened using LC-MS/MS. (Methods: SOP.T.30.500 for sample homogenization, SOP.T.30.104.AZ for sample prep, and SOP.T.40.154.AZ for analysis using a ThermoScientific 1310-series GC equipped with a TriPlus RSH autosampler and detected on a TSQ 9000-series mass spectrometer).

	Microbial	PASSED
---	------------------	---------------

ANALYTES	UNIT	LOD	LOQ	ACTION LEVEL	PASS/FAIL	RESULT	QUALIFIER
SALMONELLA SPP.	mg	0	0	1	PASS	Not Present in 1g	
ASPERGILLUS FLAVUS	mg	0	0	0.999	PASS	Not Present in 1g	
ASPERGILLUS FUMIGATUS	mg	0	0	0.999	PASS	Not Present in 1g	
ASPERGILLUS NIGER	mg	0	0	0.999	PASS	Not Present in 1g	
ASPERGILLUS TERREUS	mg	0	0	0.999	PASS	Not Present in 1g	
ESCHERICHIA COLI (REC)	mg	10	10	100	PASS	<10	

Analyzed by: 331, 272, 545	Weight: .9917g	Extraction date: 02/14/25 17:42:46	Extracted by: 527,331
--------------------------------------	--------------------------	--	---------------------------------

Analysis Method : N/A
Analytical Batch : TE007671MIC
Instrument Used : TE-234 "bioMerieux GENE-UP"
Analyzed Date : 02/15/25 19:57:13 **Batch Date :** 02/12/25 15:42:23


Dilution : 10
Reagent : 120924.48; 120524.12
Consumables : N/A
Pipette : TE-053 SN:20E78952; TE-061 SN:20C35454; TE-062 SN:20C50491; TE-066 SN:20D56970; TE-069 SN:21B23920; TE-109 SN:20B18330; TE-256 Dispensette S Bottle Top Dispenser SN:20G36073; TE-258

Microbiological screening for bacterial and fungal identification via Polymerase Chain Reaction (PCR) methods consisting of sample DNA amplified via tandem PCR as a crude lysate without purification. (Methods: SOP.T.40.056B for sample prep and screening for Salmonella and Aspergillus sp. by PathogenDx Detectx Combined using a SensoSpot Microarray Analyzer and SOP.T.40.209.AZ for quantitative plating of E. coli on 3M Rapid E. coli Petrifilm and confirmation of Aspergillus sp. on SabDex agar for derivative products). All qualitative microbial testing is reported as detected/not detected in 1g.

This Kaycha Labs Certification shall not be reproduced, unless in its entirety, without written approval from Kaycha Labs. The results relate only to the material or product analyzed. ND=Not Detected, ppm=Parts Per Million, ppb=Parts Per Billion, RSD=Relative Standard Deviation. Limit of Detection (LOD) and Limit Of Quantitation (LOQ) are terms used to describe the smallest concentration that can be detected and reliably measured by an analytical procedure, respectively. Action Levels are State-determined thresholds based on the action limits published in Table 3.1 of 9 A.A.C. 17 and 9 A.A.C. 18. The Measurement of Uncertainty (MU) error is available from the lab upon request. The "Decision Rule" for pass/fail does not include the MU. Any calculated totals may contain rounding errors. Testing results were obtained according to requirements stated in QMS.100.010.AZ Quality Manual.

Ariel Gonzales
Lab Director

State License #
0000024LCMD66604568
ISO 17025 Accreditation # 97164



Signature
02/15/25




Certificate of Analysis

Sample: TE50212002-004
 Project Packs
 Telephone: (000) 000-0000
 Email: info@kaychalabs.com

Harvest/Lot ID: BLUD241113
 Batch #: BLUD241113

Ordered: 02/12/25
 Sampled: 02/12/25
 Completed: 02/15/25

PASSED



Mycotoxins

PASSED

ANALYTES	UNIT	LOD	LOQ	ACTION LEVEL	PASS/FAIL	RESULT	QUALIFIER
TOTAL AFLATOXINS	mg	1.487	4.851	20	PASS	ND	
AFLATOXIN B1	mg	1.47	4.851	20	PASS	ND	
AFLATOXIN B2	mg	1.8	5.94	20	PASS	ND	
AFLATOXIN G1	mg	1.9	6.27	20	PASS	ND	
AFLATOXIN G2	mg	3.25	10.725	20	PASS	ND	
OCHRATOXIN A	mg	4.61	12	20	PASS	ND	

Analyzed by: 152, 272, 545	Weight: 0.5037g	Extraction date: 02/13/25 12:39:55	Extracted by: 410
-------------------------------	--------------------	---------------------------------------	----------------------

Analysis Method : N/A
 Analytical Batch : TE007687MYC
 Instrument Used : TE-262 "MS/MS - Pest/Myco 2,TE-117 UHPLC - Pest/Myco 2
 Analyzed Date : 02/15/25 19:28:30
 Batch Date : 02/13/25 15:22:00

Dilution : 25
 Reagent : 012925.R19; 012925.R20; 012325.R37; 021125.R45; 020425.R32; 041823.06; 021325.R02; 021325.R03
 Consumables : 9479291.162; 8000038072; 110424CH01; 220321-306-D; 1008672189; GD230008; 426060-JG
 Pipette : TE-062 SN:20C50491; TE-064 SN:20B27672 (100-1000uL)

Aflatoxins B1, B2, G1, G2, and Ochratoxin A analysis using LC-MS/MS. (Methods: SOP.T.30.500 for sample homogenization, SOP.T.30.104.AZ for sample prep, and SOP.T.40.104.AZ for analysis on ThermoScientific Altis TSQ with Vanquish UHPLC). Total Aflatoxins (sum of Aflatoxins B1, B2, G1, G2) must be <20µg/kg. Ochratoxin must be <20µg/kg.



Heavy Metals

PASSED

ANALYTES	UNIT	LOD	LOQ	ACTION LEVEL	PASS/FAIL	RESULT	QUALIFIER
ARSENIC	mg	0.003	0.2	0.4	PASS	ND	
CADMIUM	mg	0.002	0.2	0.4	PASS	ND	
LEAD	mg	0.001	0.5	1	PASS	ND	
MERCURY	mg	0.0125	0.1	0.2	PASS	ND	

Analyzed by: 445, 272, 545	Weight: 0.1945g	Extraction date: 02/13/25 14:21:37	Extracted by: 445,398
-------------------------------	--------------------	---------------------------------------	--------------------------

Analysis Method : N/A
 Analytical Batch : TE007684HEA
 Instrument Used : TE-307 "Ted"
 Analyzed Date : 02/15/25 19:24:30
 Batch Date : 02/13/25 14:19:57

Dilution : 50
 Reagent : 102824.03; 021225.R28; 020525.R16; 013125.01; 090922.04; 100424.03
 Consumables : 110424CH01; 210705-306-D; 269336; GD230008
 Pipette : TE-063 SN:20C50490 (20-200uL); TE-110 SN:20B18338 (100-1000uL); TE-169 SN: 20B16352 (Nitric Acid)

Heavy Metals screening is performed using ICP-MS (Inductively Coupled Plasma - Mass Spectrometer) which can screen down to below single digit ppb concentrations for regulated heavy metals. (Methods: SOP.T.30.500 for sample homogenization, SOP.T.30.084.AZ for sample prep by microwave digestion, and SOP.T.40.084.AZ for analysis by ThermoScientific iCAP RQ ICP-MS).

COMMENTS

* Confident Cannabis sample ID: 2502KLAZ0191.0916



* Pesticide TE50212002-004PES

1 - L1: Propiconazole. M2: Tebuconazole.

This Kaycha Labs Certification shall not be reproduced, unless in its entirety, without written approval from Kaycha Labs. The results relate only to the material or product analyzed. ND=Not Detected, ppm=Parts Per Million, ppb=Parts Per Billion, RSD=Relative Standard Deviation. Limit of Detection (LOD) and Limit Of Quantitation (LOQ) are terms used to describe the smallest concentration that can be detected and reliably measured by an analytical procedure, respectively. Action Levels are State-determined thresholds based on the action limits published in Table 3.1 of 9 A.A.C. 17 and 9 A.A.C. 18. The Measurement of Uncertainty (MU) error is available from the lab upon request. The "Decision Rule" for pass/fail does not include the MU. Any calculated totals may contain rounding errors. Testing results were obtained according to requirements stated in QMS.100.010.AZ Quality Manual.

Ariel Gonzales
 Lab Director

State License #
 0000024LCMD66604568
 ISO 17025 Accreditation # 97164



Signature
 02/15/25