




# Certificate of Analysis

**PASSED**



**Batch #:** 260622.J.CIT  
**Harvest Date:** 06/22/26  
**Manufacturing Date:** 06/25/26  
**Production Method:** Indoor  
**Total Amount:** 10 gram











**Lab ID:** TE60630003-001  
**Ordered:** 06/29/26  
**Sampled Date:** 06/30/26  
**Sample Collection Time:** 01:25 PM  
**Sample Size:** 26.90 gram  
**Completed:** 07/06/26

**Uncle Harry Inc. dba. Lost Dutchmen Cannabis Co.**

4722 E Ivy St  
Mesa, AZ, 85205, US  
License # : 00000129ESRG43839179

**SAFETY RESULTS**

**MISC.**

									
Pesticide <b>PASSED</b>	Heavy Metals <b>PASSED</b>	Microbial <b>PASSED</b>	Mycotoxins <b>PASSED</b>	Solvents <b>NOT TESTED</b>	Filtration/Foreign Material <b>NOT TESTED</b>	Water Activity <b>NOT TESTED</b>	Moisture Content <b>NOT TESTED</b>	Vitamin E <b>NOT TESTED</b>	Terpenes <b>NOT TESTED</b>

**Cannabinoid** **PASSED**



	D10-THC	D9-THC	THCA	CBD	CBDA	CBG	CBGA	CBN	D8-THC	THCV	CBDV	CBC
%	ND	0.4530	26.4520	ND	ND	ND	0.6490	ND	ND	ND	ND	ND
mg/g	ND	4.5300	264.5200	ND	ND	ND	6.4900	ND	ND	ND	ND	ND
LOD	0.0001	0.0001	0.0001	0.0001	0.0010	0.0010	0.0010	0.0010	0.0010	0.0010	0.0010	0.0001
LOQ	0.2000	0.0001	0.0010	0.0010	0.0010	0.0010	0.0010	0.0010	0.0010	0.0010	0.0010	0.0010
Qualifier		D1	D1	D1	D1	D1	D1	D1	D1	D1	D1	D1

Analyzed by: 432, 540, 272, 862      Weight: 0.202g      Extraction date: 07/01/26 17:34:09      Extracted by: 333

Analysis Method : SOP.T.30.500, SOP.T.30.031, SOP.T.40.031  
Analytical Batch : TE014696POT  
Instrument Used : TE-004 "Blossom"      Batch Date : 07/01/26 10:08:38  
Analyzed Date : 07/06/26 16:08:07

Dilution : 400  
Reagent : N/A  
Consumables : 24200382; N03170C; 31425034; 260103-7060-A; 1010628866; M09007V; 1011151662; 5260065; GD250006; 326120149  
Pipette : TE-072 SN:RU26833 (2-20uL); TE-074 SN:RU31707; TE-054 SN:21D58682; TE-064 SN:20B27672 (100-1000uL)

Full spectrum cannabinoid analysis utilizing High Performance Liquid Chromatography with Photo Diode Array detector (HPLC-PDA) for analysis. (Methods: SOP.T.30.500 for sample homogenization, SOP.T.30.031 for sample prep, SOP.T.40.031 for analysis on Shimadzu LC-20X0 series HPLCs). Potency results for cannabis flower products are reported on an "as received" basis, without moisture correction.

**Pesticide** **PASSED**

ANALYTES	UNIT	LOD	LOQ	LIMIT	PASS/FAIL	RESULT	QUALIFIER
AVERMECTINS (ABAMECTIN B1A)	ppm	0.0170	0.2500	0.5	PASS	ND	

This Kaycha Labs Certification shall not be reproduced, unless in its entirety, without written approval from Kaycha Labs. The results relate only to the material or product analyzed. ND=Not Detected, ppm=Parts Per Million, ppb=Parts Per Billion, RSD=Relative Standard Deviation. Limit of Detection (LOD) and Limit Of Quantitation (LOQ) are terms used to describe the smallest concentration that can be detected and reliably measured by an analytical procedure, respectively. Action Levels are State-determined thresholds based on the action limits published in Table 3.1 of 9 A.A.C. 17 and 9 A.A.C. 18. The Measurement of Uncertainty (MU) error is available from the lab upon request. The "Decision Rule" for pass/fail does not include the MU. Any calculated totals may contain rounding errors. Testing results were obtained according to requirements stated in QMS.100.010.AZ Quality Manual.

**Ariel Casey**  
Lab Director

State License #  
00000024LCMD66604568  
ISO 17025 Accreditation #  
97164



Signature  
07/06/26



# Certificate of Analysis

Uncle Harry Inc. dba. Lost Dutchmen  
 Cannabis Co.

Sample: TE60630003-001  
 Batch #: 260622.J.CIT

4722 E Ivy St  
 Mesa, AZ, 85205, US  
 License #: 00000129ESRG43839179

Ordered: 06/29/26  
 Sampled: 06/30/26  
 Completed: 07/06/26

**PASSED**



**Pesticide**

PASSED

ANALYTES	UNIT	LOD	LOQ	LIMIT	PASS/FAIL	RESULT	QUALIFIER
ACEPHATE	ppm	0.0100	0.2000	0.4	PASS	ND	
ACETAMIPRID	ppm	0.0050	0.1000	0.2	PASS	ND	
ALDICARB	ppm	0.0140	0.2000	0.4	PASS	ND	
AZOXYSTROBIN	ppm	0.0050	0.1000	0.2	PASS	ND	
BIFENAZATE	ppm	0.0060	0.1000	0.2	PASS	ND	
BIFENTHRIN	ppm	0.0050	0.1000	0.2	PASS	ND	
BOSCALID	ppm	0.0050	0.2000	0.4	PASS	ND	
CARBARYL	ppm	0.0080	0.1000	0.2	PASS	ND	
CARBOFURAN	ppm	0.0050	0.1000	0.2	PASS	ND	
CHLORANTRANILIPROLE	ppm	0.0110	0.1000	0.2	PASS	ND	
CHLORPYRIFOS	ppm	0.0050	0.1000	0.2	PASS	ND	
CLOFENTEZINE	ppm	0.0100	0.1000	0.2	PASS	ND	
CYPERMETHRIN	ppm	0.1000	0.5000	1	PASS	ND	
DAMINOZIDE	ppm	0.0100	0.5000	1	PASS	ND	
DIAZINON	ppm	0.0060	0.1000	0.2	PASS	ND	
DICHLORVOS (DDVP)	ppm	0.0010	0.0500	0.1	PASS	ND	
DIMETHOATE	ppm	0.0060	0.1000	0.2	PASS	ND	
ETHOPROPHOS	ppm	0.0040	0.1000	0.2	PASS	ND	
ETOFENPROX	ppm	0.0060	0.2000	0.4	PASS	ND	
ETOXAZOLE	ppm	0.0040	0.1000	0.2	PASS	ND	
FENOXYCARB	ppm	0.0050	0.1000	0.2	PASS	ND	
FENPYROXIMATE	ppm	0.0040	0.2000	0.4	PASS	ND	
FIPRONIL	ppm	0.0060	0.2000	0.4	PASS	ND	
FLONICAMID	ppm	0.0090	0.5000	1	PASS	ND	
FLUDIOXONIL	ppm	0.0060	0.2000	0.4	PASS	ND	
HEXYTHIAZOX	ppm	0.0050	0.5000	1	PASS	ND	
IMAZALIL	ppm	0.0110	0.1000	0.2	PASS	ND	
IMIDACLOPRID	ppm	0.0080	0.2000	0.4	PASS	ND	
KRESOXIM-METHYL	ppm	0.0070	0.2000	0.4	PASS	ND	
MALATHION	ppm	0.0070	0.1000	0.2	PASS	ND	
METALAXYL	ppm	0.0040	0.1000	0.2	PASS	ND	
METHIOCARB	ppm	0.0040	0.1000	0.2	PASS	ND	
METHOMYL	ppm	0.0050	0.2000	0.4	PASS	ND	
MYCLOBUTANIL	ppm	0.0100	0.1000	0.2	PASS	ND	
NALED	ppm	0.0070	0.2500	0.5	PASS	ND	
OXAMYL	ppm	0.0080	0.5000	1	PASS	ND	
PACLOBUTRAZOL	ppm	0.0050	0.2000	0.4	PASS	ND	
TOTAL PERMETHRINS	ppm	0.0030	0.1000	0.2	PASS	ND	
PHOSMET	ppm	0.0100	0.1000	0.2	PASS	ND	
PIPERONYL BUTOXIDE	ppm	0.0050	1.0000	2	PASS	ND	
PRALLETHRIN	ppm	0.0130	0.1000	0.2	PASS	ND	
PROPICONAZOLE	ppm	0.0050	0.2000	0.4	PASS	ND	
PROPOXUR	ppm	0.0050	0.1000	0.2	PASS	ND	
TOTAL PYRETHRINS	ppm	0.0010	0.5000	1	PASS	ND	
PYRIDABEN	ppm	0.0040	0.1000	0.2	PASS	ND	
TOTAL SPINOSAD	ppm	0.0060	0.1000	0.2	PASS	ND	
SPIROMESIFEN	ppm	0.0080	0.1000	0.2	PASS	ND	
SPIROTETRAMAT	ppm	0.0060	0.1000	0.2	PASS	ND	
SPIROXAMINE	ppm	0.0040	0.2000	0.4	PASS	ND	
TEBUCONAZOLE	ppm	0.0040	0.2000	0.4	PASS	ND	
THIACLOPRID	ppm	0.0060	0.1000	0.2	PASS	ND	
THIAMETHOXAM	ppm	0.0060	0.1000	0.2	PASS	ND	
TRIFLOXYSTROBIN	ppm	0.0060	0.1000	0.2	PASS	ND	
CHLORFENAPYR	ppm	0.0270	0.5000	1	PASS	ND	
CYFLUTHRIN	ppm	0.0150	0.5000	1	PASS	ND	

This Kaycha Labs Certification shall not be reproduced, unless in its entirety, without written approval from Kaycha Labs. The results relate only to the material or product analyzed. ND=Not Detected, ppm=Parts Per Million, ppb=Parts Per Billion, RSD=Relative Standard Deviation. Limit of Detection (LOD) and Limit Of Quantitation (LOQ) are terms used to describe the smallest concentration that can be detected and reliably measured by an analytical procedure, respectively. Action Levels are State-determined thresholds based on the action limits published in Table 3.1 of 9 A.A.C. 17 and 9 A.A.C. 18. The Measurement of Uncertainty (MU) error is available from the lab upon request. The "Decision Rule" for pass/fail does not include the MU. Any calculated totals may contain rounding errors. Testing results were obtained according to requirements stated in QMS.100.010.AZ Quality Manual.

**Ariel Casey**  
 Lab Director



State License #  
 0000024LCMD66604568  
 ISO 17025 Accreditation #  
 97164

Signature  
 07/06/26



# Certificate of Analysis

Uncle Harry Inc. dba. Lost Dutchmen  
 Cannabis Co.

Sample: **TE60630003-001**  
 Batch #: 260622.J.CIT

4722 E Ivy St  
 Mesa, AZ, 85205, US  
 License #: 00000129ESRG43839179

Ordered: 06/29/26  
 Sampled: 06/30/26  
 Completed: 07/06/26

**PASSED**

	<b>Pesticide</b>	<b>PASSED</b>
---	------------------	---------------

ANALYTES	UNIT	LOD	LOQ	LIMIT	PASS/FAIL	RESULT	QUALIFIER
----------	------	-----	-----	-------	-----------	--------	-----------

<b>Analyzed by:</b> 432, 272, 602, 862	<b>Weight:</b> 1.01477g	<b>Extraction date:</b> 07/01/26 11:39:57						<b>Extracted by:</b> 803
<b>Analysis Method :</b> SOP.T.30.500, SOP.T.30.104.AZ, SOP.T.40.104.AZ <b>Analytical Batch :</b> TE014701PES <b>Instrument Used :</b> TE-118 - "MS/MS PES/VOL/MYC 1",TE-261 LC - "PES/VOL/MYC 1" <b>Analyzed Date :</b> 07/06/26 14:51:15								
<b>Batch Date :</b> 07/01/26 11:35:51								

**Dilution :** 50  
**Reagent :** 062326.R16; 022326.R24; 062326.R15; 070126.R08; 062526.R29; 070126.R05; 070126.R07; 050426.R14; 062526.R01  
**Consumables :** 24200382; N03170C; 260103-7060-A; 1010628866; 1011151662; GD250006  
**Pipette :** TE-078 SN:RU33650; TE-062 SN:20C50491

Pesticide screening is carried out using LC-MS/MS (Methods: SOP.T.30.500 for sample homogenization, SOP.T.30.104.AZ for sample prep, and SOP.T.40.104.AZ for analysis on ThermoScientific Altis TSQ with Vanquish UHPLC).

<b>Analyzed by:</b> 272, 602, 862	<b>Weight:</b> 1.01477g	<b>Extraction date:</b> 07/01/26 11:39:57						<b>Extracted by:</b> 803
<b>Analysis Method :</b> SOP.T.30.500, SOP.T.30.104.AZ, SOP.T.40.154.AZ <b>Analytical Batch :</b> TE014718VOL <b>Instrument Used :</b> N/A <b>Analyzed Date :</b> 07/06/26 10:14:31								
<b>Batch Date :</b> 07/02/26 14:51:34								

**Dilution :** 50  
**Reagent :** 062326.R16; 022326.R24; 062326.R15; 070126.R08; 062526.R29; 070126.R05; 070126.R07; 050426.R14; 062526.R01  
**Consumables :** 24200382; N03170C; 260103-7060-A; 1010628866; 1011151662; GD250006  
**Pipette :** TE-078 SN:RU33650; TE-062 SN:20C50491

Chlorfenapyr and Cyfluthrin analysis using LC-MS/MS. (Methods: SOP.T.30.500 for sample homogenization, SOP.T.30.104.AZ for sample prep, and SOP.T.40.104.AZ for analysis on ThermoScientific Altis TSQ with Vanquish UHPLC)

	<b>Microbial</b>	<b>PASSED</b>
---	------------------	---------------

ANALYTES	UNIT	LOD	LOQ	LIMIT	PASS/FAIL	RESULT	QUALIFIER
----------	------	-----	-----	-------	-----------	--------	-----------

SALMONELLA SPP.	pass/fail	1.0000	1.0000	1	PASS	Not Detected in 1g	
ASPERGILLUS FLAVUS	pass/fail	1.0000	1.0000	0.999	PASS	Not Detected in 1g	
ASPERGILLUS FUMIGATUS	pass/fail	1.0000	1.0000	0.999	PASS	Not Detected in 1g	
ASPERGILLUS NIGER	pass/fail	1.0000	1.0000	0.999	PASS	Not Detected in 1g	
ASPERGILLUS TERREUS	pass/fail	1.0000	1.0000	0.999	PASS	Not Detected in 1g	
ESCHERICHIA COLI (REC)	CFU/g	10.0000	10.0000	100	PASS	<LOQ	

<b>Analyzed by:</b> 331, 272, 862	<b>Weight:</b> 0.9037g	<b>Extraction date:</b> 07/01/26 13:35:46						<b>Extracted by:</b> 527
<b>Analysis Method :</b> SOP.T.40.056B, SOP.T.40.058.FL, SOP.T.40.208, SOP.T.40.209.AZ <b>Analytical Batch :</b> TE014688MIC <b>Instrument Used :</b> TE-234 "bioMerieux GENE-UP",TE-342 "bioMerieux GENE-UP" <b>Analyzed Date :</b> 07/06/26 17:33:53								
<b>Batch Date :</b> 06/30/26 11:24:42								

**Dilution :** 10  
**Reagent :** N/A  
**Consumables :** N/A  
**Pipette :** N/A

Microbiological screening for bacterial and fungal identification via Polymerase Chain Reaction (PCR) methods consisting of sample DNA amplified via tandem PCR as a crude lysate without purification. (Methods: SOP.T.40.058.AZ for sample prep and screening for Salmonella and Aspergillus sp. via BioMérieux GENE-UP RT-PCR and SOP.T.40.209.AZ for quantitative plating of E. coli on 3M Rapid E. coli Petrifilm.

This Kaycha Labs Certification shall not be reproduced, unless in its entirety, without written approval from Kaycha Labs. The results relate only to the material or product analyzed. ND=Not Detected, ppm=Parts Per Million, ppb=Parts Per Billion, RSD=Relative Standard Deviation. Limit of Detection (LOD) and Limit Of Quantitation (LOQ) are terms used to describe the smallest concentration that can be detected and reliably measured by an analytical procedure, respectively. Action Levels are State-determined thresholds based on the action limits published in Table 3.1 of 9 A.A.C. 17 and 9 A.A.C. 18. The Measurement of Uncertainty (MU) error is available from the lab upon request. The "Decision Rule" for pass/fail does not include the MU. Any calculated totals may contain rounding errors. Testing results were obtained according to requirements stated in QMS.100.010.AZ Quality Manual.

**Ariel Casey**  
 Lab Director

State License #  
 00000024LCMD66604568  
 ISO 17025 Accreditation #  
 97164



Signature  
 07/06/26



# Certificate of Analysis

Uncle Harry Inc. dba. Lost Dutchmen  
 Cannabis Co.

Sample: TE60630003-001  
 Batch #: 260622.J.CIT

4722 E Ivy St  
 Mesa, AZ, 85205, US  
 License #: 00000129ESRG43839179

Ordered: 06/29/26  
 Sampled: 06/30/26  
 Completed: 07/06/26

**PASSED**



## Mycotoxins

PASSED


ANALYTES	UNIT	LOD	LOQ	LIMIT	PASS/FAIL	RESULT	QUALIFIER
TOTAL AFLATOXINS	ppb	3.0300	10.0000	20	PASS	ND	
AFLATOXIN B1	ppb	3.0300	10.0000	20	PASS	ND	
AFLATOXIN B2	ppb	3.0300	10.0000	20	PASS	ND	
AFLATOXIN G1	ppb	3.0300	10.0000	20	PASS	ND	
AFLATOXIN G2	ppb	3.0300	10.0000	20	PASS	ND	
OCHRATOXIN A	ppb	3.0300	10.0000	20	PASS	ND	

Analyzed by: 272, 602, 862	Weight: 1.01477g	Extraction date: 07/01/26 11:39:57	Extracted by: 803
-------------------------------	---------------------	---------------------------------------	----------------------

Analysis Method : SOP.T.30.500, SOP.T.30.104.AZ, SOP.T.40.104.AZ  
 Analytical Batch : TE014719MYC  
 Instrument Used : N/A  
 Analyzed Date : 07/06/26 10:06:40  
 Batch Date : 07/02/26 14:51:38

Dilution : 50  
 Reagent : 062326.R16; 022326.R24; 062326.R15; 070126.R08; 062526.R29; 070126.R05; 070126.R07; 050426.R14; 062526.R01  
 Consumables : 24200382; N03170C; 260103-7060-A; 1010628866; 1011151662; GD250006  
 Pipette : TE-078 SN:RU33650; TE-062 SN:20C50491

Aflatoxins B1, B2, G1, G2, and Ochratoxin A analysis using LC-MS/MS. (Methods: SOP.T.30.500 for sample homogenization, SOP.T.30.104.AZ for sample prep, and SOP.T.40.104.AZ for analysis on ThermoScientific Altis TSQ with Vanquish UHPLC). Total Aflatoxins (sum of Aflotoxins B1, B2, G1, G2) must be <20µg/kg. Ochratoxin must be <20µg/kg.



## Heavy Metals

PASSED

ANALYTES	UNIT	LOD	LOQ	LIMIT	PASS/FAIL	RESULT	QUALIFIER
ARSENIC	ppm	0.0660	0.2000	0.4	PASS	ND	
CADMIUM	ppm	0.0660	0.2000	0.4	PASS	ND	
LEAD	ppm	0.1660	0.5000	1	PASS	ND	
MERCURY	ppm	0.0333	0.1000	0.2	PASS	ND	

Analyzed by: 398, 272, 862	Weight: 0.1927g	Extraction date: 06/30/26 12:24:34	Extracted by: 445
-------------------------------	--------------------	---------------------------------------	----------------------

Analysis Method : SOP.T.30.500, SOP.T.30.084.AZ, SOP.T.40.084.AZ  
 Analytical Batch : TE014683HEA  
 Instrument Used : TE-141 "Wolfgang", TE-260 "Ludwig", TE-307 "Ted"  
 Analyzed Date : 06/30/26 18:51:40  
 Batch Date : 06/29/26 16:58:22

Dilution : 50  
 Reagent : 020626.08; 062826.R07; 062226.R14; 063026.R10; 111125.09; 061926.01; 090222.04  
 Consumables : 250818-4060-AA; 250925-6306-F; 1010609273; GD250003  
 Pipette : TE-063 SN:20C50490 (20-200uL); TE-110 SN:20B18338 (100-1000uL); TE-169 SN: 20B16352 (Nitric Acid)

Heavy Metals screening is performed using ICP-MS (Inductively Coupled Plasma - Mass Spectrometer) which can screen down to below single digit ppb concentrations for regulated heavy metals. (Methods: SOP.T.30.500 for sample homogenization, SOP.T.30.084.AZ for sample prep by microwave digestion, and SOP.T.40.084.AZ for analysis by ThermoScientific iCAP RQ ICP-MS).

## CONFIDENT CANNABIS QR

\* Confident Cannabis sample ID: 2606KLAZ0831.4134



This Kaycha Labs Certification shall not be reproduced, unless in its entirety, without written approval from Kaycha Labs. The results relate only to the material or product analyzed. ND=Not Detected, ppm=Parts Per Million, ppb=Parts Per Billion, RSD=Relative Standard Deviation. Limit of Detection (LOD) and Limit of Quantitation (LOQ) are terms used to describe the smallest concentration that can be detected and reliably measured by an analytical procedure, respectively. Action Levels are State-determined thresholds based on the action limits published in Table 3.1 of 9 A.A.C. 17 and 9 A.A.C. 18. The Measurement of Uncertainty (MU) error is available from the lab upon request. The "Decision Rule" for pass/fail does not include the MU. Any calculated totals may contain rounding errors. Testing results were obtained according to requirements stated in QMS.100.010.AZ Quality Manual.

**Ariel Casey**  
 Lab Director



State License #  
 00000024LCMD66604568  
 ISO 17025 Accreditation #  
 97164

Signature  
 07/06/26