



Certificate of Analysis

PASSED



Batch #: 331
Harvest Date: 03/06/26
Production Method: Other
Total Amount: 10 gram

Lab ID: TE60605008-007
Ordered: 06/04/26
Sample Date: 06/05/26
Sample Collection Time: 11:04 AM
Sample Size: 79.11 gram
Completed: 06/15/26











Arizona Cannabis Society

8376 N El Mirage Rd #2
 El Mirage, AZ, 85335, US

License # : 00000042ESJB38310180

SAFETY RESULTS

MISC.

| | | | | | | | | | |
|---|--|---|--|--|--|---|--|---|--|
|  Pesticide PASSED |  Heavy Metals PASSED |  Microbial PASSED |  Mycotoxins PASSED |  Solvents PASSED |  Filtration NOT TESTED |  Water Activity NOT TESTED |  Moisture Content NOT TESTED |  Vitamin E NOT TESTED |  Terpenes TESTED |
|---|--|---|--|--|--|---|--|---|--|

Cannabinoid **PASSED**



| | D9-THC | THCA | CBD | CBDA | CBG | CBGA | CBN | D8-THC | THCV | CBDV | CBC |
|-----------|---------|----------|--------|--------|--------|---------|--------|--------|--------|--------|--------|
| % | 1.0010 | 90.0970 | ND | ND | ND | 3.3480 | ND | ND | ND | ND | ND |
| mg/g | 10.0100 | 900.9700 | ND | ND | ND | 33.4800 | ND | ND | ND | ND | ND |
| LOD | 0.0001 | 0.0001 | 0.0001 | 0.0010 | 0.0010 | 0.0010 | 0.0010 | 0.0010 | 0.0010 | 0.0010 | 0.0001 |
| LOQ | 0.0001 | 0.0010 | 0.0010 | 0.0010 | 0.0010 | 0.0010 | 0.0010 | 0.0010 | 0.0010 | 0.0010 | 0.0010 |
| Qualifier | % | % | % | % | % | % | % | % | % | % | % |

Analyzed by: 333, 540, 272, 862 **Weight:** 0.1587g **Extraction date:** 06/05/26 16:55:43 **Extracted by:** 333,410

Analysis Method : SOP.T.30.500, SOP.T.30.031, SOP.T.40.031
Analytical Batch : TE014342POT
Instrument Used : TE-004 "Blossom"
Analyzed Date : 06/07/26 10:44:57 **Batch Date :** 06/05/26 13:17:17

Dilution : 800
Reagent : 052626.R27; 052626.R23; 052226.R10; 011326.R12
Consumables : 927.009; 964; 8000038072; 31425034; 120125CH01; 1010628866; M09007V; 1011134802; GD250006
Pipette : TE-072 SN:RU26833 (2-20uL); TE-074 SN:RU31707; TE-054 SN:21D58682; TE-064 SN:20B27672 (100-1000uL)

Full spectrum cannabinoid analysis utilizing High Performance Liquid Chromatography with Photo Diode Array detector (HPLC-PDA) for analysis. (Methods: SOP.T.30.500 for sample homogenization, SOP.T.30.031 for sample prep, SOP.T.40.031 for analysis on Shimadzu LC-20X0 series HPLCs). Potency results for cannabis flower products are reported on an "as received" basis, without moisture correction.

This Kaycha Labs Certification shall not be reproduced, unless in its entirety, without written approval from Kaycha Labs. The results relate only to the material or product analyzed. ND=Not Detected, ppm=Parts Per Million, ppb=Parts Per Billion, RSD=Relative Standard Deviation. Limit of Detection (LOD) and Limit Of Quantitation (LOQ) are terms used to describe the smallest concentration that can be detected and reliably measured by an analytical procedure, respectively. Action Levels are State-determined thresholds based on the action limits published in Table 3.1 of 9 A.A.C. 17 and 9 A.A.C. 18. The Measurement of Uncertainty (MU) error is available from the lab upon request. The "Decision Rule" for pass/fail does not include the MU. Any calculated totals may contain rounding errors. Testing results were obtained according to requirements stated in QMS.100.010.AZ Quality Manual.

Ariel Casey
 Lab Director

State License #
 0000024LCMD66604568
 ISO 17025 Accreditation #
 97164



Signature
 06/15/26
Laboratory License #:
 0000024LCMD66604568



Certificate of Analysis

Arizona Cannabis Society
 8376 N El Mirage Rd #2
 El Mirage, AZ, 85335, US
 License #: 00000042ESJB38310180

Sample: TE60605008-007
 Batch #: 331

Ordered: 06/04/26
Sampled: 06/05/26
Completed: 06/15/26

PASSED



Terpenes

TESTED

| ANALYTES | LOD | LOQ | LIMIT | PASS/FAIL | RESULT (%) | (MG/G) | QUALIFIER |
|---------------------|-----|--------|-------|-----------|------------|---------|-----------|
| TOTAL TERPENES | 0 | 0.0020 | | TESTED | 4.0349 | 40.3490 | Q3 |
| LIMONENE | 0 | 0.0020 | | TESTED | 1.6979 | 16.9790 | Q3 |
| BETA-MYRCENE | 0 | 0.0020 | | TESTED | 0.9101 | 9.1010 | Q3 |
| BETA-CARYOPHYLLENE | 0 | 0.0020 | | TESTED | 0.4477 | 4.4770 | Q3 |
| LINALOOL | 0 | 0.0020 | | TESTED | 0.2712 | 2.7120 | Q3 |
| BETA-PINENE | 0 | 0.0020 | | TESTED | 0.1952 | 1.9520 | Q3 |
| ALPHA-HUMULENE | 0 | 0.0020 | | TESTED | 0.1345 | 1.3450 | Q3 |
| ALPHA-PINENE | 0 | 0.0020 | | TESTED | 0.1129 | 1.1290 | Q3 |
| FENCHYL ALCOHOL | 0 | 0.0020 | | TESTED | 0.0922 | 0.9220 | Q3 |
| ALPHA-TERPINEOL | 0 | 0.0020 | | TESTED | 0.0890 | 0.8900 | Q3 |
| ALPHA-BISABOLOL | 0 | 0.0020 | | TESTED | 0.0842 | 0.8420 | Q3 |
| 3-CARENE | 0 | 0.0020 | | TESTED | ND | ND | Q3 |
| BORNEOL | 0 | 0.0020 | | TESTED | ND | ND | Q3 |
| CAMPHENE | 0 | 0.0020 | | TESTED | ND | ND | Q3 |
| CAMPHOR | 0 | 0.0020 | | TESTED | ND | ND | Q3 |
| CARYOPHYLLENE OXIDE | 0 | 0.0020 | | TESTED | ND | ND | Q3 |
| CEDROL | 0 | 0.0020 | | TESTED | ND | ND | Q3 |
| EUCALYPTOL | 0 | 0.0020 | | TESTED | ND | ND | Q3 |
| FENCHONE | 0 | 0.0020 | | TESTED | ND | ND | Q3 |
| GERANIOL | 0 | 0.0020 | | TESTED | ND | ND | Q3 |
| GERANYL ACETATE | 0 | 0.0020 | | TESTED | ND | ND | Q3 |
| GUAJOL | 0 | 0.0020 | | TESTED | ND | ND | Q3 |
| ISOBORNEOL | 0 | 0.0020 | | TESTED | ND | ND | Q3 |
| ISOPULEGOL | 0 | 0.0020 | | TESTED | ND | ND | Q3 |
| MENTHOL | 0 | 0.0020 | | TESTED | ND | ND | Q3 |
| NEROL | 0 | 0.0020 | | TESTED | ND | ND | Q3 |
| OCIMENE | 0 | 0.0020 | | TESTED | ND | ND | Q3 |
| PULEGONE | 0 | 0.0020 | | TESTED | ND | ND | Q3 |
| SABINENE | 0 | 0.0020 | | TESTED | ND | ND | Q3 |
| SABINENE HYDRATE | 0 | 0.0020 | | TESTED | ND | ND | Q3 |
| TERPINOLENE | 0 | 0.0020 | | TESTED | ND | ND | Q3 |
| VALENCENE | 0 | 0.0020 | | TESTED | ND | ND | Q3 |
| ALPHA-CEDRENE | 0 | 0.0020 | | TESTED | ND | ND | Q3 |
| ALPHA-PHELLANDRENE | 0 | 0.0020 | | TESTED | ND | ND | Q3 |
| ALPHA-TERPINENE | 0 | 0.0020 | | TESTED | ND | ND | Q3 |
| CIS-NEROLIDOL | 0 | 0.0004 | | TESTED | ND | ND | Q3 |
| GAMMA-TERPINENE | 0 | 0.0020 | | TESTED | ND | ND | Q3 |
| TRANS-NEROLIDOL | 0 | 0.0006 | | TESTED | ND | ND | Q3 |

Analyzed by: 409, 445, 272, 862 **Weight:** 1.0188g **Extraction date:** 06/05/26 14:29:01 **Extracted by:** 409,445

Analysis Method : SOP.T.30.500, SOP.T.30.064, SOP.T.40.064
Analytical Batch : TE014325TER
Instrument Used : TE-292 "MS - Terpenes" **Batch Date :** 06/04/26 14:55:21
Analyzed Date : 06/09/26 09:34:55

Dilution : N/A
Reagent : N/A
Consumables : N/A
Pipette : N/A

Terpenes screening is performed using GC-MS which can detect below single digit ppm concentrations. (Methods: SOP.T.30.500 for sample homogenization, SOP.T.30.064 for sample prep, and SOP.T.40.064 for analysis via ThermoScientific 1310-series GC equipped with an AI 1310-series liquid injection autosampler and detection carried out by ISQ 7000-series mass spectrometer). Terpene results are reported on a wt/wt% basis. Testing result is for informational purposes only and cannot be used to satisfy dispensary testing requirements in R9-17-317.01(A) or labeling requirements in R9-17-317. Nor, can it be used to satisfy marijuana establishment testing requirements in R9-18-311(A) or labeling requirements in R9-18-310 - Q3.

This Kaycha Labs Certification shall not be reproduced, unless in its entirety, without written approval from Kaycha Labs. The results relate only to the material or product analyzed. ND=Not Detected, ppm=Parts Per Million, ppb=Parts Per Billion, RSD=Relative Standard Deviation. Limit of Detection (LOD) and Limit Of Quantitation (LOQ) are terms used to describe the smallest concentration that can be detected and reliably measured by an analytical procedure, respectively. Action Levels are State-determined thresholds based on the action limits published in Table 3.1 of 9 A.A.C. 17 and 9 A.A.C. 18. The Measurement of Uncertainty (MU) error is available from the lab upon request. The "Decision Rule" for pass/fail does not include the MU. Any calculated totals may contain rounding errors. Testing results were obtained according to requirements stated in QMS.100.010.AZ Quality Manual.

Ariel Casey

Lab Director

State License #
 0000024LCMD66604568
 ISO 17025 Accreditation #
 97164



Signature
 06/15/26
Laboratory License #:
 0000024LCMD66604568



Certificate of Analysis

Arizona Cannabis Society

Sample: TE60605008-007

8376 N El Mirage Rd #2
 El Mirage, AZ, 85335, US
 License #: 00000042ESJB38310180

Batch #: 331

Ordered: 06/04/26
 Sampled: 06/05/26
 Completed: 06/15/26

PASSED


Pesticide
PASSED

| ANALYTES | UNIT | LOD | LOQ | LIMIT | PASS/FAIL | RESULT | QUALIFIER |
|-----------------------------|------|--------|--------|-------|-----------|--------|-----------|
| AVERMECTINS (ABAMECTIN B1A) | ppm | 0.0170 | 0.2500 | 0.5 | PASS | ND | |
| ACEPHATE | ppm | 0.0100 | 0.2000 | 0.4 | PASS | ND | |
| ACETAMIPRID | ppm | 0.0050 | 0.1000 | 0.2 | PASS | ND | |
| ALDICARB | ppm | 0.0140 | 0.2000 | 0.4 | PASS | ND | |
| AZOXYSTROBIN | ppm | 0.0050 | 0.1000 | 0.2 | PASS | ND | |
| BIFENAZATE | ppm | 0.0060 | 0.1000 | 0.2 | PASS | ND | |
| BIFENTHRIN | ppm | 0.0050 | 0.1000 | 0.2 | PASS | ND | |
| BOSCALID | ppm | 0.0050 | 0.2000 | 0.4 | PASS | ND | |
| CARBARYL | ppm | 0.0080 | 0.1000 | 0.2 | PASS | ND | |
| CARBOFURAN | ppm | 0.0050 | 0.1000 | 0.2 | PASS | ND | |
| CHLORANTRANILIPROLE | ppm | 0.0110 | 0.1000 | 0.2 | PASS | ND | |
| CHLORPYRIFOS | ppm | 0.0050 | 0.1000 | 0.2 | PASS | ND | |
| CLOFENTEZINE | ppm | 0.0100 | 0.1000 | 0.2 | PASS | ND | |
| CYPERMETHRIN | ppm | 0.1000 | 0.5000 | 1 | PASS | ND | |
| DAMINOZIDE | ppm | 0.0100 | 0.5000 | 1 | PASS | ND | |
| DIAZINON | ppm | 0.0060 | 0.1000 | 0.2 | PASS | ND | |
| DICHLORVOS (DDVP) | ppm | 0.0010 | 0.0500 | 0.1 | PASS | ND | |
| DIMETHOATE | ppm | 0.0060 | 0.1000 | 0.2 | PASS | ND | |
| ETHOPROPHOS | ppm | 0.0040 | 0.1000 | 0.2 | PASS | ND | |
| ETOFENPROX | ppm | 0.0060 | 0.2000 | 0.4 | PASS | ND | |
| ETOXAZOLE | ppm | 0.0040 | 0.1000 | 0.2 | PASS | ND | |
| FENOXYCARB | ppm | 0.0050 | 0.1000 | 0.2 | PASS | ND | |
| FENPYROXIMATE | ppm | 0.0040 | 0.2000 | 0.4 | PASS | ND | |
| FIPRONIL | ppm | 0.0060 | 0.2000 | 0.4 | PASS | ND | |
| FLONICAMID | ppm | 0.0090 | 0.5000 | 1 | PASS | ND | |
| FLUDIOXONIL | ppm | 0.0060 | 0.2000 | 0.4 | PASS | ND | |
| HEXYTHIAZOX | ppm | 0.0050 | 0.5000 | 1 | PASS | ND | |
| IMAZALIL | ppm | 0.0110 | 0.1000 | 0.2 | PASS | ND | |
| IMIDACLOPRID | ppm | 0.0080 | 0.2000 | 0.4 | PASS | ND | |
| KRESOXIM-METHYL | ppm | 0.0070 | 0.2000 | 0.4 | PASS | ND | |
| MALATHION | ppm | 0.0070 | 0.1000 | 0.2 | PASS | ND | |
| METALAXYL | ppm | 0.0040 | 0.1000 | 0.2 | PASS | ND | |
| METHIOCARB | ppm | 0.0040 | 0.1000 | 0.2 | PASS | ND | |
| METHOMYL | ppm | 0.0050 | 0.2000 | 0.4 | PASS | ND | |
| MYCLOBUTANIL | ppm | 0.0100 | 0.1000 | 0.2 | PASS | ND | |
| NALED | ppm | 0.0070 | 0.2500 | 0.5 | PASS | ND | |
| OXAMYL | ppm | 0.0080 | 0.5000 | 1 | PASS | ND | |
| PACLOBUTRAZOL | ppm | 0.0050 | 0.2000 | 0.4 | PASS | ND | |
| TOTAL PERMETHRINS | ppm | 0.0030 | 0.1000 | 0.2 | PASS | ND | |
| PHOSMET | ppm | 0.0100 | 0.1000 | 0.2 | PASS | ND | |
| PIPERONYL BUTOXIDE | ppm | 0.0050 | 1.0000 | 2 | PASS | ND | |
| PRALLETHRIN | ppm | 0.0130 | 0.1000 | 0.2 | PASS | ND | |
| PROPICONAZOLE | ppm | 0.0050 | 0.2000 | 0.4 | PASS | ND | L1 |
| PROPOXUR | ppm | 0.0050 | 0.1000 | 0.2 | PASS | ND | |
| TOTAL PYRETHRINS | ppm | 0.0010 | 0.5000 | 1 | PASS | ND | |
| PYRIDABEN | ppm | 0.0040 | 0.1000 | 0.2 | PASS | ND | |
| TOTAL SPINOSAD | ppm | 0.0060 | 0.1000 | 0.2 | PASS | ND | |
| SPIROMESIFEN | ppm | 0.0080 | 0.1000 | 0.2 | PASS | ND | |
| SPIROTETRAMAT | ppm | 0.0060 | 0.1000 | 0.2 | PASS | ND | |
| SPIROXAMINE | ppm | 0.0040 | 0.2000 | 0.4 | PASS | ND | |
| TEBUCONAZOLE | ppm | 0.0040 | 0.2000 | 0.4 | PASS | ND | |
| THIACLOPRID | ppm | 0.0060 | 0.1000 | 0.2 | PASS | ND | |
| THIAMETHOXAM | ppm | 0.0060 | 0.1000 | 0.2 | PASS | ND | |
| TRIFLOXYSTROBIN | ppm | 0.0060 | 0.1000 | 0.2 | PASS | ND | |

This Kaycha Labs Certification shall not be reproduced, unless in its entirety, without written approval from Kaycha Labs. The results relate only to the material or product analyzed. ND=Not Detected, ppm=Parts Per Million, ppb=Parts Per Billion, RSD=Relative Standard Deviation. Limit of Detection (LOD) and Limit Of Quantitation (LOQ) are terms used to describe the smallest concentration that can be detected and reliably measured by an analytical procedure, respectively. Action Levels are State-determined thresholds based on the action limits published in Table 3.1 of 9 A.A.C. 17 and 9 A.A.C. 18. The Measurement of Uncertainty (MU) error is available from the lab upon request. The "Decision Rule" for pass/fail does not include the MU. Any calculated totals may contain rounding errors. Testing results were obtained according to requirements stated in QMS.100.010.AZ Quality Manual.

Ariel Casey
 Lab Director

State License #
 0000024LCMD66604568
 ISO 17025 Accreditation #
 97164



Signature
 06/15/26
 Laboratory License #:
 0000024LCMD66604568



Certificate of Analysis

Arizona Cannabis Society

8376 N El Mirage Rd #2
 El Mirage, AZ, 85335, US
 License #: 00000042ESJB38310180

Sample: TE60605008-007

Batch #: 331

Ordered: 06/04/26
 Sampled: 06/05/26
 Completed: 06/15/26

PASSED



Pesticide

PASSED

| ANALYTES | UNIT | LOD | LOQ | LIMIT | PASS/FAIL | RESULT | QUALIFIER |
|--------------|------|--------|--------|-------|-----------|--------|-----------|
| CHLORFENAPYR | ppm | 0.0270 | 0.5000 | 1 | PASS | ND | |
| CYFLUTHRIN | ppm | 0.0150 | 0.5000 | 1 | PASS | ND | |

Analyzed by: 410, 272, 862 Weight: 1.0477g Extraction date: 06/05/26 16:06:17 Extracted by: 410,803

Analysis Method : SOP.T.30.500, SOP.T.30.104.AZ, SOP.T.40.104.AZ
 Analytical Batch : TE014341PES
 Instrument Used : TE-262 - "MS/MS PES/VOL/MYC 2", TE-117 LC - "PES/VOL/MYC 2" Batch Date : 06/05/26 13:10:35
 Analyzed Date : 06/08/26 13:12:49

Dilution : 50
 Reagent : 042726.R04; 022326.R24; 042726.R03; 060526.R06; 052626.R14; 060226.R07; 051426.R19; 050426.R14; 060226.R06
 Consumables : 9479291.043; 8000038072; 120125CH01; 1010628866; 1011134802; GD250006; 622120-JY
 Pipette : TE-078 SN:RU33650; TE-062 SN:20C50491


Pesticide screening is carried out using LC-MS/MS (Methods: SOP.T.30.500 for sample homogenization, SOP.T.30.104.AZ for sample prep, and SOP.T.40.104.AZ for analysis on ThermoScientific Altis TSQ with Vanquish UHPLC).

Analyzed by: 410, 272, 862 Weight: 1.0477g Extraction date: 06/05/26 16:06:17 Extracted by: 410,803

Analysis Method : SOP.T.30.500, SOP.T.30.104.AZ, SOP.T.40.154.AZ
 Analytical Batch : TE014352VOL
 Instrument Used : TE-262 "MS/MS - Pest/Myco 2" Batch Date : 06/05/26 16:20:51
 Analyzed Date : 06/08/26 13:13:05

Dilution : 50
 Reagent : 042726.R04; 022326.R24; 042726.R03; 060526.R06; 052626.R14; 060226.R07; 051426.R19; 050426.R14; 060226.R06
 Consumables : 9479291.043; 8000038072; 120125CH01; 1010628866; 1011134802; GD250006; 622120-JY
 Pipette : TE-078 SN:RU33650; TE-062 SN:20C50491

Chlorfenapyr and Cyfluthrin analysis using LC-MS/MS. (Methods: SOP.T.30.500 for sample homogenization, SOP.T.30.104.AZ for sample prep, and SOP.T.40.104.AZ for analysis on ThermoScientific Altis TSQ with Vanquish UHPLC)



Residual Solvents

PASSED

| ANALYTES | UNIT | LOD | LOQ | LIMIT | PASS/FAIL | RESULT | QUALIFIER |
|-------------------|------|----------|-----------|-------|-----------|--------|-----------|
| BUTANES | ppm | 159.0000 | 2400.0000 | 5000 | PASS | ND | |
| METHANOL | ppm | 111.0000 | 1440.0000 | 3000 | PASS | ND | |
| PENTANES | ppm | 266.5000 | 2400.0000 | 5000 | PASS | ND | |
| ETHANOL | ppm | 156.6000 | 2400.0000 | 5000 | PASS | ND | |
| ETHYL ETHER | ppm | 216.1000 | 2400.0000 | 5000 | PASS | ND | |
| ACETONE | ppm | 33.7000 | 480.0000 | 1000 | PASS | ND | 11 |
| 2-PROPANOL | ppm | 215.2000 | 2400.0000 | 5000 | PASS | ND | |
| ACETONITRILE | ppm | 11.4000 | 196.8000 | 410 | PASS | ND | |
| DICHLOROMETHANE | ppm | 21.8000 | 288.0000 | 600 | PASS | ND | |
| HEXANES | ppm | 7.6400 | 139.2000 | 290 | PASS | ND | |
| ETHYL ACETATE | ppm | 187.2000 | 2400.0000 | 5000 | PASS | ND | |
| CHLOROFORM | ppm | 1.7700 | 28.8000 | 60 | PASS | ND | |
| BENZENE | ppm | 0.1610 | 1.0000 | 2 | PASS | ND | |
| HEPTANE | ppm | 247.6000 | 2400.0000 | 5000 | PASS | ND | |
| ISOPROPYL ACETATE | ppm | 159.5000 | 2400.0000 | 5000 | PASS | ND | |
| TOLUENE | ppm | 27.0000 | 427.2000 | 890 | PASS | ND | |
| XYLENES | ppm | 94.5000 | 1041.6000 | 2170 | PASS | ND | |

This Kaycha Labs Certification shall not be reproduced, unless in its entirety, without written approval from Kaycha Labs. The results relate only to the material or product analyzed. ND=Not Detected, ppm=Parts Per Million, ppb=Parts Per Billion, RSD=Relative Standard Deviation. Limit of Detection (LOD) and Limit Of Quantitation (LOQ) are terms used to describe the smallest concentration that can be detected and reliably measured by an analytical procedure, respectively. Action Levels are State-determined thresholds based on the action limits published in Table 3.1 of 9 A.A.C. 17 and 9 A.A.C. 18. The Measurement of Uncertainty (MU) error is available from the lab upon request. The "Decision Rule" for pass/fail does not include the MU. Any calculated totals may contain rounding errors. Testing results were obtained according to requirements stated in QMS.100.010.AZ Quality Manual.

Ariel Casey
 Lab Director

State License #
 0000024LCMD66604568
 ISO 17025 Accreditation #
 97164



Signature
 06/15/26
 Laboratory License #:
 0000024LCMD66604568




Certificate of Analysis

Arizona Cannabis Society
 8376 N El Mirage Rd #2
 El Mirage, AZ, 85335, US
 License #: 00000042ESJB38310180

Sample: TE60605008-007
 Batch #: 331

Ordered: 06/04/26
Sampled: 06/05/26
Completed: 06/15/26

PASSED




Residual Solvents

PASSED

| ANALYTES | UNIT | LOD | LOQ | LIMIT | PASS/FAIL | RESULT | QUALIFIER |
|--|------|-----|-----|-------|-----------|--------|-----------|
| Analyzed by: 445, 272, 862 Weight: 0.0201g Extraction date: 06/05/26 17:01:39 Extracted by: 409,445 Analysis Method : SOP.T.40.044.AZ Analytical Batch : TE014354SOL Instrument Used : TE-285 "MS - Solvents 2" Analyzed Date : 06/09/26 16:17:31 Batch Date : 06/05/26 17:00:43 Dilution : N/A Reagent : N/A Consumables : N/A Pipette : N/A | | | | | | | |

Residual solvents screening is performed using GC-MS which can detect below single digit ppm concentrations. (Method: SOP.T.40.044.AZ for sample prep and analysis via ThermoScientific 1310-series GC equipped with a TriPlus 500 Headspace autosampler and detection carried out by ISQ7000-series mass spectrometer). Butanes are reported as the sum of n-Butane and Isobutane. Pentanes are reported as the sum of n-Pentane, Isopentane, and Neopentane. Hexanes are reported as the sum of n-Hexane, 2-Methylpentane, 3-Methylpentane, 2,2-Dimethylbutane, and 2,3-Dimethylbutane. Xylenes are reported as the sum of Ethyl Benzene, m-Xylene, p-Xylene, and o-Xylene.




Microbial

PASSED

| ANALYTES | UNIT | LOD | LOQ | LIMIT | PASS/FAIL | RESULT | QUALIFIER |
|--|------|-----|-----|-------|-----------|--------|-----------|
| SALMONELLA SPP. ASPERGILLUS FLAVUS ASPERGILLUS FUMIGATUS ASPERGILLUS NIGER ASPERGILLUS TERREUS ESCHERICHIA COLI (REC) Analyzed by: 331, 272, 862 Weight: 0.9215g Extraction date: 06/05/26 16:52:25 Extracted by: 527 Analysis Method : SOP.T.40.056B, SOP.T.40.058.FL, SOP.T.40.208, SOP.T.40.209.AZ Analytical Batch : TE014343MIC Instrument Used : N/A Analyzed Date : 06/09/26 16:16:20 Batch Date : 06/05/26 15:28:46 Dilution : 10 Reagent : N/A Consumables : N/A Pipette : N/A | | | | | | | |

Microbiological screening for bacterial and fungal identification via Polymerase Chain Reaction (PCR) methods consisting of sample DNA amplified via tandem PCR as a crude lysate without purification. (Methods: SOP.T.40.058.AZ for sample prep and screening for Salmonella and Aspergillus sp. via BioMérieux GENE-UP RT-PCR and SOP.T.40.209.AZ for quantitative plating of E. coli on 3M Rapid E. coli Petrifilm.



Mycotoxins

PASSED

| ANALYTES | UNIT | LOD | LOQ | LIMIT | PASS/FAIL | RESULT | QUALIFIER |
|-------------------------|------|--------|---------|-------|-----------|--------|-----------|
| TOTAL AFLATOXINS | ppb | 3.0300 | 10.0000 | 20 | PASS | ND | |
| AFLATOXIN B1 | ppb | 3.0300 | 10.0000 | 20 | PASS | ND | |
| AFLATOXIN B2 | ppb | 3.0300 | 10.0000 | 20 | PASS | ND | |
| AFLATOXIN G1 | ppb | 3.0300 | 10.0000 | 20 | PASS | ND | |
| AFLATOXIN G2 | ppb | 3.0300 | 10.0000 | 20 | PASS | ND | |
| OCHRATOXIN A | ppb | 3.0300 | 10.0000 | 20 | PASS | ND | |

This Kaycha Labs Certification shall not be reproduced, unless in its entirety, without written approval from Kaycha Labs. The results relate only to the material or product analyzed. ND=Not Detected, ppm=Parts Per Million, ppb=Parts Per Billion, RSD=Relative Standard Deviation. Limit of Detection (LOD) and Limit Of Quantitation (LOQ) are terms used to describe the smallest concentration that can be detected and reliably measured by an analytical procedure, respectively. Action Levels are State-determined thresholds based on the action limits published in Table 3.1 of 9 A.A.C. 17 and 9 A.A.C. 18. The Measurement of Uncertainty (MU) error is available from the lab upon request. The "Decision Rule" for pass/fail does not include the MU. Any calculated totals may contain rounding errors. Testing results were obtained according to requirements stated in QMS.100.010.AZ Quality Manual.

Ariel Casey
 Lab Director

State License #
 0000024LCMD66604568
 ISO 17025 Accreditation #
 97164



Signature
 06/15/26
Laboratory License #:
 0000024LCMD66604568




Certificate of Analysis

Arizona Cannabis Society
 8376 N El Mirage Rd #2
 El Mirage, AZ, 85335, US
 License # : 00000042ESJB38310180

Sample: TE60605008-007
 Batch #: 331

Ordered: 06/04/26
Sampled: 06/05/26
Completed: 06/15/26

PASSED



Mycotoxins

PASSED

| ANALYTES | UNIT | LOD | LOQ | LIMIT | PASS/FAIL | RESULT | QUALIFIER |
|---|------|-----|-----|-------|-----------|--------|-----------|
| Analyzed by: 410, 272, 862 Weight: 1.0477g Extraction date: 06/05/26 16:06:17 Extracted by: 410,803 Analysis Method : SOP.T.30.500, SOP.T.30.104.AZ, SOP.T.40.104.AZ Analytical Batch : TE014353MYC Instrument Used : TE-262 "MS/MS - Pest/Myco 2,TE-117 UHPLC - Pest/Myco 2 Analyzed Date : 06/08/26 13:13:16 Batch Date : 06/05/26 16:21:25 Dilution : 50 Reagent : 042726.R04; 022326.R24; 042726.R03; 060526.R06; 052626.R14; 060226.R07; 051426.R19; 050426.R14; 060226.R06 Consumables : 9479291.043; 8000038072; 120125CH01; 1010628866; 1011134802; GD250006; 622120-JY Pipette : TE-078 SN:RU33650; TE-062 SN:20C50491 Aflatoxins B1, B2, G1, G2, and Ochratoxin A analysis using LC-MS/MS. (Methods: SOP.T.30.500 for sample homogenization, SOP.T.30.104.AZ for sample prep, and SOP.T.40.104.AZ for analysis on ThermoScientific Altis TSQ with Vanquish UHPLC). Total Aflatoxins (sum of Aflatoxins B1, B2, G1, G2) must be <20µg/kg. Ochratoxin must be <20µg/kg. | | | | | | | |



Heavy Metals

PASSED

| ANALYTES | UNIT | LOD | LOQ | LIMIT | PASS/FAIL | RESULT | QUALIFIER |
|---|------|--------|--------|-------|-----------|--------|-----------|
| ARSENIC | ppm | 0.0660 | 0.2000 | 0.4 | PASS | ND | |
| CADMIUM | ppm | 0.0660 | 0.2000 | 0.4 | PASS | ND | |
| LEAD | ppm | 0.1660 | 0.5000 | 1 | PASS | ND | |
| MERCURY | ppm | 0.0333 | 0.1000 | 0.2 | PASS | ND | |
| Analyzed by: 398, 272, 862 Weight: 0.2073g Extraction date: 06/05/26 13:47:13 Extracted by: 445,398 Analysis Method : SOP.T.30.500, SOP.T.30.084.AZ, SOP.T.40.084.AZ Analytical Batch : TE014321HEA Instrument Used : TE-260 "Ludwig",TE-307 "Ted" Analyzed Date : 06/07/26 10:35:30 Batch Date : 06/04/26 13:05:11 Dilution : 50 Reagent : 020626.07; 052626.R15; 053126.R02; 060426.R08; 111125.07; 050826.01; 090222.04 Consumables : 24200382; H109203-1; 120125CH01; 1010435125; GD250003 Pipette : TE-063 SN:20C50490 (20-200uL); TE-110 SN:20B18338 (100-1000uL); TE-169 SN: 20B16352 (Nitric Acid) Heavy Metals screening is performed using ICP-MS (Inductively Coupled Plasma - Mass Spectrometer) which can screen down to below single digit ppb concentrations for regulated heavy metals. (Methods: SOP.T.30.500 for sample homogenization, SOP.T.30.084.AZ for sample prep by microwave digestion, and SOP.T.40.084.AZ for analysis by ThermoScientific iCAP RQ ICP-MS). | | | | | | | |

CONFIDENT CANNABIS QR

* Confident Cannabis sample ID: 2606KLAZ0729.3624



This Kaycha Labs Certification shall not be reproduced, unless in its entirety, without written approval from Kaycha Labs. The results relate only to the material or product analyzed. ND=Not Detected, ppm=Parts Per Million, ppb=Parts Per Billion, RSD=Relative Standard Deviation. Limit of Detection (LOD) and Limit Of Quantitation (LOQ) are terms used to describe the smallest concentration that can be detected and reliably measured by an analytical procedure, respectively. Action Levels are State-determined thresholds based on the action limits published in Table 3.1 of 9 A.A.C. 17 and 9 A.A.C. 18. The Measurement of Uncertainty (MU) error is available from the lab upon request. The "Decision Rule" for pass/fail does not include the MU. Any calculated totals may contain rounding errors. Testing results were obtained according to requirements stated in QMS.100.010.AZ Quality Manual.

Ariel Casey
 Lab Director

State License #
 0000024LCMD66604568
 ISO 17025 Accreditation #
 97164



Signature
 06/15/26
Laboratory License #:
 0000024LCMD66604568