



Certificate of Analysis

PASSED



Batch #: 306
Harvest Date: 01/10/26
Production Method: Other
Total Amount: 7 gram

Lab ID: TE60325002-001
Ordered: 03/23/26
Sampled Date: 03/25/26
Sample Collection Time: 09:45 AM
Sample Size: 19.53 gram
Completed: 03/30/26











Arizona Cannabis Society

8376 N El Mirage Rd #2
 El Mirage, AZ, 85335, US

License # : 00000042ESJB38310180

SAFETY RESULTS

MISC.

 Pesticide PASSED	 Heavy Metals PASSED	 Microbial PASSED	 Mycotoxins PASSED	 Solvents NOT TESTED	 Filtration/Foreign Material NOT TESTED	 Water Activity NOT TESTED	 Moisture Content NOT TESTED	 Vitamin E NOT TESTED	 Terpenes TESTED
-----------------------------------------------------------------------------------------------------------------	--------------------------------------------------------------------------------------------------------------------	-----------------------------------------------------------------------------------------------------------------	------------------------------------------------------------------------------------------------------------------	--------------------------------------------------------------------------------------------------------------------	---------------------------------------------------------------------------------------------------------------------------------------	---------------------------------------------------------------------------------------------------------------------------	------------------------------------------------------------------------------------------------------------------------------	-----------------------------------------------------------------------------------------------------------------------	------------------------------------------------------------------------------------------------------------------



Cannabinoid

PASSED



Total THC
39.3779%



Total CBD
ND



Total Cannabinoids Q3
46.7290%

	D9-THC	THCA	CBD	CBDA	CBG	CBGA	CBN	D8-THC	THCV	CBDV	CBC
%	1.1460	43.5940	ND	ND	ND	1.9890	ND	ND	ND	ND	ND
mg/g	11.4600	435.9400	ND	ND	ND	19.8900	ND	ND	ND	ND	ND
LOD	0.0001	0.0001	0.0001	0.0010	0.0010	0.0010	0.0010	0.0010	0.0010	0.0010	0.0001
LOQ	0.0001	0.0010	0.0010	0.0010	0.0010	0.0010	0.0010	0.0010	0.0010	0.0010	0.0010
Qualifier	%	%	%	%	%	%	%	%	%	%	%

Analyzed by:
 432, 540, 359, 272, 445

Weight:
 0.19896g

Extraction date:
 N/A

Extracted by:
 540

Analysis Method : SOP.T.30.500, SOP.T.30.031, SOP.T.40.031

Analytical Batch : TE013310POT

Instrument Used : TE-004 "Blossom" (Flower)

Batch Date : 03/24/26 17:42:10

Analyzed Date : 03/30/26 11:14:21

Dilution : 400

Reagent : 032526.R07; 032526.R05; 020526.R08; 011326.R12

Consumables : 927.009; 8000038072; 25025002; 120125CH01; 1010628866; M09007V; 1010647793; 04504082; GD250003; GD250004; 326120149

Pipette : TE-072 SN:RU26833 (2-20uL); TE-074 SN:RU31707; TE-054 SN:21D58682; TE-064 SN:20B27672 (100-1000uL); TE-340 10-mL VWR Pipettor (SN: 17N4167)

Full spectrum cannabinoid analysis utilizing High Performance Liquid Chromatography with Photo Diode Array detector (HPLC-PDA) for analysis. (Methods: SOP.T.30.500 for sample homogenization, SOP.T.30.031 for sample prep, SOP.T.40.031 for analysis on Shimadzu LC-20X0 series HPLCs). Potency results for cannabis flower products are reported on an "as received" basis, without moisture correction.

This Kaycha Labs Certification shall not be reproduced, unless in its entirety, without written approval from Kaycha Labs. The results relate only to the material or product analyzed. ND=Not Detected, ppm=Parts Per Million, ppb=Parts Per Billion, RSD=Relative Standard Deviation. Limit of Detection (LOD) and Limit Of Quantitation (LOQ) are terms used to describe the smallest concentration that can be detected and reliably measured by an analytical procedure, respectively. Action Levels are State-determined thresholds based on the action limits published in Table 3.1 of 9 A.A.C. 17 and 9 A.A.C. 18. The Measurement of Uncertainty (MU) error is available from the lab upon request. The "Decision Rule" for pass/fail does not include the MU. Any calculated totals may contain rounding errors. Testing results were obtained according to requirements stated in QMS.100.010.AZ Quality Manual.

Ariel Casey

Lab Director

State License #
 0000024LCMD66604568
 ISO 17025 Accreditation #
 97164



Signature
 03/30/26
Laboratory License #:
 0000024LCMD66604568



Certificate of Analysis

Arizona Cannabis Society
 8376 N El Mirage Rd #2
 El Mirage, AZ, 85335, US
 License #: 00000042ESJB38310180

Sample: TE60325002-001
 Batch #: 306

Ordered: 03/23/26
Sampled: 03/25/26
Completed: 03/30/26

PASSED



Terpenes

TESTED

ANALYTES	LOD	LOQ	LIMIT	PASS/FAIL	RESULT (%)	(MG/G)	QUALIFIER
TOTAL TERPENES	0	0.0020		TESTED	1.6370	16.3700	Q3
BETA-CARYOPHYLLENE	0	0.0020		TESTED	0.5565	5.5650	Q3
LIMONENE	0	0.0020		TESTED	0.4696	4.6960	Q3
ALPHA-HUMULENE	0	0.0020		TESTED	0.2226	2.2260	Q3
BETA-PINENE	0	0.0020		TESTED	0.0765	0.7650	Q3
BETA-MYRCENE	0	0.0020		TESTED	0.0621	0.6210	Q3
FENCHYL ALCOHOL	0	0.0020		TESTED	0.0578	0.5780	Q3
ALPHA-TERPINEOL	0	0.0020		TESTED	0.0559	0.5590	Q3
ALPHA-PINENE	0	0.0020		TESTED	0.0535	0.5350	Q3
LINALOOL	0	0.0020		TESTED	0.0394	0.3940	Q3
ALPHA-BISABOLOL	0	0.0020		TESTED	0.0328	0.3280	Q3
CARYOPHYLLENE OXIDE	0	0.0020		TESTED	0.0069	0.0690	Q3
GERANIOL	0	0.0020		TESTED	0.0034	0.0340	Q3
CAMPHENE	0	0.0020		TESTED	<LOQ	<0.0200	Q3
3-CARENE	0	0.0020		TESTED	ND	ND	Q3
BORNEOL	0	0.0020		TESTED	ND	ND	Q3
CAMPHOR	0	0.0020		TESTED	ND	ND	Q3
CEDROL	0	0.0020		TESTED	ND	ND	Q3
EUCALYPTOL	0	0.0020		TESTED	ND	ND	Q3
FENCHONE	0	0.0020		TESTED	ND	ND	Q3
GERANYL ACETATE	0	0.0020		TESTED	ND	ND	Q3
GUAJOL	0	0.0020		TESTED	ND	ND	Q3
ISOBORNEOL	0	0.0020		TESTED	ND	ND	Q3
ISOPULEGOL	0	0.0020		TESTED	ND	ND	Q3
MENTHOL	0	0.0020		TESTED	ND	ND	Q3
NEROL	0	0.0020		TESTED	ND	ND	Q3
OCIMENE	0	0.0020		TESTED	ND	ND	Q3
PULEGONE	0	0.0020		TESTED	ND	ND	Q3
SABINENE	0	0.0020		TESTED	ND	ND	Q3
SABINENE HYDRATE	0	0.0020		TESTED	ND	ND	Q3
TERPINOLENE	0	0.0020		TESTED	ND	ND	Q3
VALENCENE	0	0.0020		TESTED	ND	ND	Q3
ALPHA-CEDRENE	0	0.0020		TESTED	ND	ND	Q3
ALPHA-PHELLANDRENE	0	0.0020		TESTED	ND	ND	Q3
ALPHA-TERPINENE	0	0.0020		TESTED	ND	ND	Q3
CIS-NEROLIDOL	0	0.0004		TESTED	ND	ND	Q3
GAMMA-TERPINENE	0	0.0020		TESTED	ND	ND	Q3
TRANS-NEROLIDOL	0	0.0006		TESTED	ND	ND	Q3

Analyzed by: 432, 272, 445 **Weight:** 0.9400g **Extraction date:** 03/25/26 17:21:54 **Extracted by:** 409

Analysis Method : SOP.T.30.500, SOP.T.30.064, SOP.T.40.064

Analytical Batch : TE013316TER

Instrument Used : TE-096 "MS - Terpenes 1"

Analyzed Date : 03/29/26 20:44:53

Batch Date : 03/25/26 10:32:10

Dilution : N/A
Reagent : N/A
Consumables : N/A
Pipette : N/A

Terpenes screening is performed using GC-MS which can detect below single digit ppm concentrations. (Methods: SOP.T.30.500 for sample homogenization, SOP.T.30.064 for sample prep, and SOP.T.40.064 for analysis via ThermoScientific 1310-series GC equipped with an AI 1310-series liquid injection autosampler and detection carried out by ISQ 7000-series mass spectrometer). Terpene results are reported on a wt/wt% basis. Testing result is for informational purposes only and cannot be used to satisfy dispensary testing requirements in R9-17-317.01(A) or labeling requirements in R9-17-317. Nor, can it be used to satisfy marijuana establishment testing requirements in R9-18-311(A) or labeling requirements in R9-18-310 - Q3.

This Kaycha Labs Certification shall not be reproduced, unless in its entirety, without written approval from Kaycha Labs. The results relate only to the material or product analyzed. ND=Not Detected, ppm=Parts Per Million, ppb=Parts Per Billion, RSD=Relative Standard Deviation. Limit of Detection (LOD) and Limit Of Quantitation (LOQ) are terms used to describe the smallest concentration that can be detected and reliably measured by an analytical procedure, respectively. Action Levels are State-determined thresholds based on the action limits published in Table 3.1 of 9 A.A.C. 17 and 9 A.A.C. 18. The Measurement of Uncertainty (MU) error is available from the lab upon request. The "Decision Rule" for pass/fail does not include the MU. Any calculated totals may contain rounding errors. Testing results were obtained according to requirements stated in QMS.100.010.AZ Quality Manual.

Ariel Casey
 Lab Director

State License #
 0000024LCMD66604568
 ISO 17025 Accreditation #
 97164



Signature
 03/30/26
Laboratory License #:
 0000024LCMD66604568



Certificate of Analysis

Arizona Cannabis Society
 8376 N El Mirage Rd #2
 El Mirage, AZ, 85335, US
 License #: 00000042ESJB38310180

Sample: TE60325002-001
 Batch #: 306

Ordered: 03/23/26
Sampled: 03/25/26
Completed: 03/30/26

PASSED



Pesticide

PASSED

ANALYTES	UNIT	LOD	LOQ	LIMIT	PASS/FAIL	RESULT	QUALIFIER
AVERMECTINS (ABAMECTIN B1A)	ppm	0.0170	0.2500	0.5	PASS	ND	
ACEPHATE	ppm	0.0100	0.2000	0.4	PASS	ND	
ACETAMIPRID	ppm	0.0050	0.1000	0.2	PASS	ND	
ALDICARB	ppm	0.0140	0.2000	0.4	PASS	ND	
AZOXYSTROBIN	ppm	0.0050	0.1000	0.2	PASS	ND	
BIFENAZATE	ppm	0.0060	0.1000	0.2	PASS	ND	
BIFENTHRIN	ppm	0.0050	0.1000	0.2	PASS	ND	
BOSCALID	ppm	0.0050	0.2000	0.4	PASS	ND	
CARBARYL	ppm	0.0080	0.1000	0.2	PASS	ND	
CARBOFURAN	ppm	0.0050	0.1000	0.2	PASS	ND	
CHLORANTRANILIPROLE	ppm	0.0110	0.1000	0.2	PASS	ND	
CHLORPYRIFOS	ppm	0.0050	0.1000	0.2	PASS	ND	
CLOFENTEZINE	ppm	0.0100	0.1000	0.2	PASS	ND	
CYPERMETHRIN	ppm	0.1000	0.5000	1	PASS	ND	
DAMINOZIDE	ppm	0.0100	0.5000	1	PASS	ND	
DIAZINON	ppm	0.0060	0.1000	0.2	PASS	ND	
DICHLORVOS (DDVP)	ppm	0.0010	0.0500	0.1	PASS	ND	
DIMETHOATE	ppm	0.0060	0.1000	0.2	PASS	ND	
ETHOPROPHOS	ppm	0.0040	0.1000	0.2	PASS	ND	
ETOFENPROX	ppm	0.0060	0.2000	0.4	PASS	ND	
ETOXAZOLE	ppm	0.0040	0.1000	0.2	PASS	ND	
FENOXYCARB	ppm	0.0050	0.1000	0.2	PASS	ND	
FENPYROXIMATE	ppm	0.0040	0.2000	0.4	PASS	ND	
FIPRONIL	ppm	0.0060	0.2000	0.4	PASS	ND	
FLONICAMID	ppm	0.0090	0.5000	1	PASS	ND	
FLUDIOXONIL	ppm	0.0060	0.2000	0.4	PASS	ND	
HEXYTHIAZOX	ppm	0.0050	0.5000	1	PASS	ND	
IMAZALIL	ppm	0.0110	0.1000	0.2	PASS	ND	
IMIDACLOPRID	ppm	0.0080	0.2000	0.4	PASS	ND	
KRESOXIM-METHYL	ppm	0.0070	0.2000	0.4	PASS	ND	
MALATHION	ppm	0.0070	0.1000	0.2	PASS	ND	
METALAXYL	ppm	0.0040	0.1000	0.2	PASS	ND	
METHIOCARB	ppm	0.0040	0.1000	0.2	PASS	ND	11
METHOMYL	ppm	0.0050	0.2000	0.4	PASS	ND	
MYCLOBUTANIL	ppm	0.0100	0.1000	0.2	PASS	ND	
NALED	ppm	0.0070	0.2500	0.5	PASS	ND	
OXAMYL	ppm	0.0080	0.5000	1	PASS	ND	
PACLOBUTRAZOL	ppm	0.0050	0.2000	0.4	PASS	ND	
TOTAL PERMETHRINS	ppm	0.0030	0.1000	0.2	PASS	ND	
PHOSMET	ppm	0.0100	0.1000	0.2	PASS	ND	
PIPERONYL BUTOXIDE	ppm	0.0050	1.0000	2	PASS	ND	
PRALLETHRIN	ppm	0.0130	0.1000	0.2	PASS	ND	
PROPICONAZOLE	ppm	0.0050	0.2000	0.4	PASS	ND	
PROPOXUR	ppm	0.0050	0.1000	0.2	PASS	ND	
TOTAL PYRETHRINS	ppm	0.0010	0.5000	1	PASS	ND	
PYRIDABEN	ppm	0.0040	0.1000	0.2	PASS	ND	
TOTAL SPINOSAD	ppm	0.0060	0.1000	0.2	PASS	ND	
SPIROMESIFEN	ppm	0.0080	0.1000	0.2	PASS	ND	11
SPIROTETRAMAT	ppm	0.0060	0.1000	0.2	PASS	ND	
SPIROXAMINE	ppm	0.0040	0.2000	0.4	PASS	ND	
TEBUCONAZOLE	ppm	0.0040	0.2000	0.4	PASS	ND	
THIACLOPRID	ppm	0.0060	0.1000	0.2	PASS	ND	
THIAMETHOXAM	ppm	0.0060	0.1000	0.2	PASS	ND	
TRIFLOXYSTROBIN	ppm	0.0060	0.1000	0.2	PASS	ND	

This Kaycha Labs Certification shall not be reproduced, unless in its entirety, without written approval from Kaycha Labs. The results relate only to the material or product analyzed. ND=Not Detected, ppm=Parts Per Million, ppb=Parts Per Billion, RSD=Relative Standard Deviation. Limit of Detection (LOD) and Limit Of Quantitation (LOQ) are terms used to describe the smallest concentration that can be detected and reliably measured by an analytical procedure, respectively. Action Levels are State-determined thresholds based on the action limits published in Table 3.1 of 9 A.A.C. 17 and 9 A.A.C. 18. The Measurement of Uncertainty (MU) error is available from the lab upon request. The "Decision Rule" for pass/fail does not include the MU. Any calculated totals may contain rounding errors. Testing results were obtained according to requirements stated in QMS.100.010.AZ Quality Manual.

Ariel Casey
 Lab Director

State License #
 0000024LCMD66604568
 ISO 17025 Accreditation #
 97164



Signature
 03/30/26
Laboratory License #:
 0000024LCMD66604568



Certificate of Analysis

Arizona Cannabis Society
 8376 N El Mirage Rd #2
 El Mirage, AZ, 85335, US
 License #: 00000042ESJB38310180

Sample: TE60325002-001
 Batch #: 306

Ordered: 03/23/26
Sampled: 03/25/26
Completed: 03/30/26

PASSED



Pesticide

PASSED

ANALYTES	UNIT	LOD	LOQ	LIMIT	PASS/FAIL	RESULT	QUALIFIER
CHLORFENAPYR	ppm	0.0270	0.5000	1	PASS	ND	
CYFLUTHRIN	ppm	0.0150	0.5000	1	PASS	ND	

Analyzed by: 410, 272, 445	Weight: 1.0044g	Extraction date: 03/26/26 15:47:24	Extracted by: 803,410
--------------------------------------	---------------------------	----------------------------------------------	---------------------------------

Analysis Method : SOP.T.30.500, SOP.T.30.104.AZ, SOP.T.40.104.AZ
Analytical Batch : TE013332PES
Instrument Used : TE-262 - "MS/MS PES/VOL/MYC 2", TE-117 LC - "PES/VOL/MYC 2" **Batch Date :** 03/25/26 17:03:12
Analyzed Date : 03/29/26 20:36:29

Dilution : 50
Reagent : 022626.R25; 022326.R24; 022626.R24; 032526.R14; 032526.R13; 032526.R12; 022426.R12; 031026.R08; 032526.R19
Consumables : 927.114; 8000038072; 120125CH01; 250925-6306-F; 1010647793; GD250005
Pipette : TE-062 SN:20C50491; TE-064 SN:20B27672 (100-1000uL)

Pesticide screening is carried out using LC-MS/MS (Methods: SOP.T.30.500 for sample homogenization, SOP.T.30.104.AZ for sample prep, and SOP.T.40.104.AZ for analysis on ThermoScientific Altis TSQ with Vanquish UHPLC).

Analyzed by: 410, 272, 445	Weight: 1.0044g	Extraction date: 03/26/26 15:47:24	Extracted by: 803,410
--------------------------------------	---------------------------	----------------------------------------------	---------------------------------

Analysis Method : SOP.T.30.500, SOP.T.30.104.AZ, SOP.T.40.154.AZ
Analytical Batch : TE013348VOL
Instrument Used : TE-262 "MS/MS - Pest/Myco 2" **Batch Date :** 03/26/26 16:35:08
Analyzed Date : 03/30/26 11:09:11

Dilution : 50
Reagent : 022626.R25; 022326.R24; 022626.R24; 032526.R14; 032526.R13; 032526.R12; 022426.R12; 031026.R08; 032526.R19
Consumables : 927.114; 8000038072; 120125CH01; 250925-6306-F; 1010647793; GD250005
Pipette : TE-062 SN:20C50491; TE-064 SN:20B27672 (100-1000uL)

Chlorfenapyr and Cyfluthrin analysis using LC-MS/MS. (Methods: SOP.T.30.500 for sample homogenization, SOP.T.30.104.AZ for sample prep, and SOP.T.40.104.AZ for analysis on ThermoScientific Altis TSQ with Vanquish UHPLC)



Microbial

PASSED

ANALYTES	UNIT	LOD	LOQ	LIMIT	PASS/FAIL	RESULT	QUALIFIER
SALMONELLA SPP.					PASS	Not Detected in 1g	
ASPERGILLUS FLAVUS					PASS	Not Detected in 1g	
ASPERGILLUS FUMIGATUS					PASS	Not Detected in 1g	
ASPERGILLUS NIGER					PASS	Not Detected in 1g	
ASPERGILLUS TERREUS					PASS	Not Detected in 1g	
ESCHERICHIA COLI (REC)	CFU/g	10.0000	10.0000	100	PASS	ND	

Analyzed by: 409, 432, 445	Weight: 0.9920g	Extraction date: 03/25/26 17:14:23	Extracted by: 527,409
--------------------------------------	---------------------------	----------------------------------------------	---------------------------------

Analysis Method : SOP.T.40.056B, SOP.T.40.058.FL, SOP.T.40.208, SOP.T.40.209.AZ
Analytical Batch : TE013321MIC
Instrument Used : TE-234 "bioMérieux GENE-UP" **Batch Date :** 03/25/26 15:37:52
Analyzed Date : 03/28/26 19:46:43

Dilution : N/A
Reagent : N/A
Consumables : N/A
Pipette : N/A

Microbiological screening for bacterial and fungal identification via Polymerase Chain Reaction (PCR) methods consisting of sample DNA amplified via tandem PCR as a crude lysate without purification. (Methods: SOP.T.40.058.AZ for sample prep and screening for Salmonella and Aspergillus sp. via BioMérieux GENE-UP RT-PCR and SOP.T.40.209.AZ for quantitative plating of E. coli on 3M Rapid E. coli Petrifilm.

This Kaycha Labs Certification shall not be reproduced, unless in its entirety, without written approval from Kaycha Labs. The results relate only to the material or product analyzed. ND=Not Detected, ppm=Parts Per Million, ppb=Parts Per Billion, RSD=Relative Standard Deviation. Limit of Detection (LOD) and Limit Of Quantitation (LOQ) are terms used to describe the smallest concentration that can be detected and reliably measured by an analytical procedure, respectively. Action Levels are State-determined thresholds based on the action limits published in Table 3.1 of 9 A.A.C. 17 and 9 A.A.C. 18. The Measurement of Uncertainty (MU) error is available from the lab upon request. The "Decision Rule" for pass/fail does not include the MU. Any calculated totals may contain rounding errors. Testing results were obtained according to requirements stated in QMS.100.010.AZ Quality Manual.

Ariel Casey
 Lab Director

State License #
 0000024LCMD66604568
 ISO 17025 Accreditation #
 97164



Signature
 03/30/26
Laboratory License #:
 0000024LCMD66604568



Certificate of Analysis

Arizona Cannabis Society
 8376 N El Mirage Rd #2
 El Mirage, AZ, 85335, US
 License #: 00000042ESJB38310180

Sample: TE60325002-001
 Batch #: 306

Ordered: 03/23/26
Sampled: 03/25/26
Completed: 03/30/26

PASSED



Mycotoxins

PASSED

ANALYTES	UNIT	LOD	LOQ	LIMIT	PASS/FAIL	RESULT	QUALIFIER
TOTAL AFLATOXINS	ppb	3.0300	10.0000	20	PASS	ND	
AFLATOXIN B1	ppb	3.0300	10.0000	20	PASS	ND	
AFLATOXIN B2	ppb	3.0300	10.0000	20	PASS	ND	
AFLATOXIN G1	ppb	3.0300	10.0000	20	PASS	ND	
AFLATOXIN G2	ppb	3.0300	10.0000	20	PASS	ND	
OCHRATOXIN A	ppb	3.0300	10.0000	20	PASS	ND	

Analyzed by: 410, 272, 445	Weight: 1.0044g	Extraction date: 03/26/26 15:47:24	Extracted by: 803,410
--------------------------------------	---------------------------	----------------------------------------------	---------------------------------

Analysis Method : SOP.T.30.500, SOP.T.30.104.AZ, SOP.T.40.104.AZ
Analytical Batch : TE013349MYC
Instrument Used : TE-262 "MS/MS - Pest/Myco 2,TE-117 UHPLC - Pest/Myco 2 **Batch Date :** 03/26/26 16:35:46
Analyzed Date : 03/30/26 11:06:45

Dilution : 50
Reagent : 022626.R25; 022326.R24; 022626.R24; 032526.R14; 032526.R13; 032526.R12; 022426.R12; 031026.R08; 032526.R19
Consumables : 927.114; 8000038072; 120125CH01; 250925-6306-F; 1010647793; GD250005
Pipette : TE-062 SN:20C50491; TE-064 SN:20B27672 (100-1000uL)

Aflatoxins B1, B2, G1, G2, and Ochratoxin A analysis using LC-MS/MS. (Methods: SOP.T.30.500 for sample homogenization, SOP.T.30.104.AZ for sample prep, and SOP.T.40.104.AZ for analysis on ThermoScientific Altis TSQ with Vanquish UHPLC). Total Aflatoxins (sum of Aflatoxins B1, B2, G1, G2) must be <20µg/kg. Ochratoxin must be <20µg/kg.



Heavy Metals

PASSED

ANALYTES	UNIT	LOD	LOQ	LIMIT	PASS/FAIL	RESULT	QUALIFIER
ARSENIC	ppm	0.0660	0.2000	0.4	PASS	ND	
CADMIUM	ppm	0.0660	0.2000	0.4	PASS	ND	
LEAD	ppm	0.1660	0.5000	1	PASS	ND	
MERCURY	ppm	0.0333	0.1000	0.2	PASS	ND	

Analyzed by: 398, 272, 445	Weight: 0.201g	Extraction date: 03/26/26 11:53:43	Extracted by: 445,398
--------------------------------------	--------------------------	----------------------------------------------	---------------------------------

Analysis Method : SOP.T.30.500, SOP.T.30.084.AZ, SOP.T.40.084.AZ
Analytical Batch : TE013317HEA
Instrument Used : TE-141 "Wolfgang",TE-260 "Ludwig",TE-307 "Ted" **Batch Date :** 03/25/26 10:32:48
Analyzed Date : 03/30/26 10:35:52

Dilution : 50
Reagent : 122624.33; 032326.R06; 032526.R10; 032726.R29; 111125.04; 030626.04; 090222.04
Consumables : 120125CH01; 250925-6306-F; 1010435125; GD250003
Pipette : TE-063 SN:20C50490 (20-200uL); TE-110 SN:20B18338 (100-1000uL); TE-169 SN: 20B16352 (Nitric Acid)

Heavy Metals screening is performed using ICP-MS (Inductively Coupled Plasma - Mass Spectrometer) which can screen down to below single digit ppb concentrations for regulated heavy metals. (Methods: SOP.T.30.500 for sample homogenization, SOP.T.30.084.AZ for sample prep by microwave digestion, and SOP.T.40.084.AZ for analysis by ThermoScientific iCAP RQ ICP-MS).

CONFIDENT CANNABIS QR

* Confident Cannabis sample ID: 2603KLAZ0385.1956



This Kaycha Labs Certification shall not be reproduced, unless in its entirety, without written approval from Kaycha Labs. The results relate only to the material or product analyzed. ND=Not Detected, ppm=Parts Per Million, ppb=Parts Per Billion, RSD=Relative Standard Deviation. Limit of Detection (LOD) and Limit Of Quantitation (LOQ) are terms used to describe the smallest concentration that can be detected and reliably measured by an analytical procedure, respectively. Action Levels are State-determined thresholds based on the action limits published in Table 3.1 of 9 A.A.C. 17 and 9 A.A.C. 18. The Measurement of Uncertainty (MU) error is available from the lab upon request. The "Decision Rule" for pass/fail does not include the MU. Any calculated totals may contain rounding errors. Testing results were obtained according to requirements stated in QMS.100.010.AZ Quality Manual.

Ariel Casey
 Lab Director

State License #
 0000024LCMD66604568
 ISO 17025 Accreditation #
 97164



Signature
 03/30/26
Laboratory License #:
 0000024LCMD66604568