



# Certificate of Analysis

**PASSED**



**Batch #:** 317  
**Harvest Date:** 04/17/26  
**Manufacturing Date:** 05/12/26  
**Production Method:** Other  
**Total Amount:** 10 gram











**Lab ID:** TE60513006-003  
**Ordered:** 05/12/26  
**Sample Date:** 05/13/26  
**Sample Collection Time:** 01:23 PM  
**Sample Size:** 18.61 gram  
**Completed:** 05/18/26

## Arizona Cannabis Society

8376 N El Mirage Rd #2  
 El Mirage, AZ, 85335, US  
**License # :** 00000042ESJB38310180

### SAFETY RESULTS

### MISC.

									
<b>Pesticide</b> <b>PASSED</b>	<b>Heavy Metals</b> <b>PASSED</b>	<b>Microbial</b> <b>PASSED</b>	<b>Mycotoxins</b> <b>PASSED</b>	<b>Solvents</b> <b>NOT TESTED</b>	<b>Filtration/Foreign Material</b> <b>NOT TESTED</b>	<b>Water Activity</b> <b>NOT TESTED</b>	<b>Moisture Content</b> <b>NOT TESTED</b>	<b>Vitamin E</b> <b>NOT TESTED</b>	<b>Terpenes</b> <b>TESTED</b>



## Cannabinoid

**PASSED**



**Total THC**  
**32.9915%**



**Total CBD**  
**ND**



**Total Cannabinoids Q3**  
**39.0370%**

	D9-THC	THCA	CBD	CBDA	CBG	CBGA	CBN	D8-THC	THCV	CBDV	CBC
%	0.7460	36.7680	ND	ND	ND	1.5230	ND	ND	ND	ND	ND
mg/g	7.4600	367.6800	ND	ND	ND	15.2300	ND	ND	ND	ND	ND
LOD	0.0001	0.0001	0.0001	0.0010	0.0010	0.0010	0.0010	0.0010	0.0010	0.0010	0.0001
LOQ	0.0001	0.0010	0.0010	0.0010	0.0010	0.0010	0.0010	0.0010	0.0010	0.0010	0.0010
Qualifier	%	%	%	%	%	%	%	%	%	%	%

**Analyzed by:** 333, 134, 540, 272, 862      **Weight:** 0.2134g      **Extraction date:** 05/14/26 14:54:04      **Extracted by:** 333,410,803

**Analysis Method :** SOP.T.30.500, SOP.T.30.031, SOP.T.40.031  
**Analytical Batch :** TE014032POT  
**Instrument Used :** TE-004 "Blossom"  
**Analyzed Date :** 05/15/26 07:15:47      **Batch Date :** 05/13/26 17:36:07

**Dilution :** 400  
**Reagent :** 051326.R10; 051226.R22; 042026.R05; 011326.R12  
**Consumables :** 927.009; 8000038072; 31425034; 120125CH01; 1010628866; M09007V; 1011134802; 5260065; GD250006; 326120149  
**Pipette :** TE-072 SN:RU26833 (2-20uL); TE-074 SN:RU31707; TE-054 SN:21D58682; TE-064 SN:20B27672 (100-1000uL)

Full spectrum cannabinoid analysis utilizing High Performance Liquid Chromatography with Photo Diode Array detector (HPLC-PDA) for analysis. (Methods: SOP.T.30.500 for sample homogenization, SOP.T.30.031 for sample prep, SOP.T.40.031 for analysis on Shimadzu LC-20X0 series HPLCs). Potency results for cannabis flower products are reported on an "as received" basis, without moisture correction.

This Kaycha Labs Certification shall not be reproduced, unless in its entirety, without written approval from Kaycha Labs. The results relate only to the material or product analyzed. ND=Not Detected, ppm=Parts Per Million, ppb=Parts Per Billion, RSD=Relative Standard Deviation. Limit of Detection (LOD) and Limit Of Quantitation (LOQ) are terms used to describe the smallest concentration that can be detected and reliably measured by an analytical procedure, respectively. Action Levels are State-determined thresholds based on the action limits published in Table 3.1 of 9 A.A.C. 17 and 9 A.A.C. 18. The Measurement of Uncertainty (MU) error is available from the lab upon request. The "Decision Rule" for pass/fail does not include the MU. Any calculated totals may contain rounding errors. Testing results were obtained according to requirements stated in QMS.100.010.AZ Quality Manual.

**Ariel Casey**

Lab Director

State License #  
 0000024LCMD66604568  
 ISO 17025 Accreditation #  
 97164



Signature  
 05/18/26  
**Laboratory License #:**  
 0000024LCMD66604568



# Certificate of Analysis

**Arizona Cannabis Society**  
 8376 N El Mirage Rd #2  
 El Mirage, AZ, 85335, US  
 License #: 00000042ESJB38310180

**Sample: TE60513006-003**  
 Batch #: 317

**Ordered:** 05/12/26  
**Sampled:** 05/13/26  
**Completed:** 05/18/26

**PASSED**



## Terpenes

**TESTED**

ANALYTES	LOD	LOQ	LIMIT	PASS/FAIL	RESULT (%)	(MG/G)	QUALIFIER
TOTAL TERPENES	0	0.0020		TESTED	2.1189	21.1890	Q3
LIMONENE	0	0.0020		TESTED	0.7022	7.0220	Q3
BETA-MYRCENE	0	0.0020		TESTED	0.4435	4.4350	Q3
BETA-CARYOPHYLLENE	0	0.0020		TESTED	0.3822	3.8220	Q3
ALPHA-HUMULENE	0	0.0020		TESTED	0.1763	1.7630	Q3
BETA-PINENE	0	0.0020		TESTED	0.1088	1.0880	Q3
LINALOOL	0	0.0020		TESTED	0.0791	0.7910	Q3
FENCHYL ALCOHOL	0	0.0020		TESTED	0.0609	0.6090	Q3
ALPHA-PINENE	0	0.0020		TESTED	0.0542	0.5420	Q3
ALPHA-TERPINEOL	0	0.0020		TESTED	0.0531	0.5310	Q3
ALPHA-BISABOLOL	0	0.0020		TESTED	0.0498	0.4980	Q3
CAMPHENE	0	0.0020		TESTED	0.0062	0.0620	Q3
FENCHONE	0	0.0020		TESTED	0.0026	0.0260	Q3
3-CARENE	0	0.0020		TESTED	ND	ND	Q3
BORNEOL	0	0.0020		TESTED	ND	ND	Q3
CAMPHOR	0	0.0020		TESTED	ND	ND	Q3
CARYOPHYLLENE OXIDE	0	0.0020		TESTED	ND	ND	Q3
CEDROL	0	0.0020		TESTED	ND	ND	Q3
EUCALYPTOL	0	0.0020		TESTED	ND	ND	Q3
GERANIOL	0	0.0020		TESTED	ND	ND	Q3
GERANYL ACETATE	0	0.0020		TESTED	ND	ND	Q3
GUAJOL	0	0.0020		TESTED	ND	ND	Q3
ISOBORNEOL	0	0.0020		TESTED	ND	ND	Q3
ISOPULEGOL	0	0.0020		TESTED	ND	ND	Q3
MENTHOL	0	0.0020		TESTED	ND	ND	Q3
NEROL	0	0.0020		TESTED	ND	ND	Q3
OCIMENE	0	0.0020		TESTED	ND	ND	Q3
PULEGONE	0	0.0020		TESTED	ND	ND	Q3
SABINENE	0	0.0020		TESTED	ND	ND	Q3
SABINENE HYDRATE	0	0.0020		TESTED	ND	ND	Q3
TERPINOLENE	0	0.0020		TESTED	ND	ND	Q3
VALENCENE	0	0.0020		TESTED	ND	ND	Q3
ALPHA-CEDRENE	0	0.0020		TESTED	ND	ND	Q3
ALPHA-PHELLANDRENE	0	0.0020		TESTED	ND	ND	Q3
ALPHA-TERPINENE	0	0.0020		TESTED	ND	ND	Q3
CIS-NEROLIDOL	0	0.0004		TESTED	ND	ND	Q3
GAMMA-TERPINENE	0	0.0020		TESTED	ND	ND	Q3
TRANS-NEROLIDOL	0	0.0006		TESTED	ND	ND	Q3

**Analyzed by:** 409, 272, 862      **Weight:** 0.9812g      **Extraction date:** 05/14/26 10:50:28      **Extracted by:** 409

**Analysis Method :** SOP.T.30.500, SOP.T.30.064, SOP.T.40.064

**Analytical Batch :** TE014037TER

**Instrument Used :** TE-292 "MS - Terpenes"

**Analyzed Date :** 05/15/26 10:58:01

**Batch Date :** 05/14/26 09:13:25

**Dilution :** N/A  
**Reagent :** N/A  
**Consumables :** N/A  
**Pipette :** N/A

Terpenes screening is performed using GC-MS which can detect below single digit ppm concentrations. (Methods: SOP.T.30.500 for sample homogenization, SOP.T.30.064 for sample prep, and SOP.T.40.064 for analysis via ThermoScientific 1310-series GC equipped with an AI 1310-series liquid injection autosampler and detection carried out by ISQ 7000-series mass spectrometer). Terpene results are reported on a wt/wt% basis. Testing result is for informational purposes only and cannot be used to satisfy dispensary testing requirements in R9-17-317.01(A) or labeling requirements in R9-17-317. Nor, can it be used to satisfy marijuana establishment testing requirements in R9-18-311(A) or labeling requirements in R9-18-310 - Q3.

This Kaycha Labs Certification shall not be reproduced, unless in its entirety, without written approval from Kaycha Labs. The results relate only to the material or product analyzed. ND=Not Detected, ppm=Parts Per Million, ppb=Parts Per Billion, RSD=Relative Standard Deviation. Limit of Detection (LOD) and Limit Of Quantitation (LOQ) are terms used to describe the smallest concentration that can be detected and reliably measured by an analytical procedure, respectively. Action Levels are State-determined thresholds based on the action limits published in Table 3.1 of 9 A.A.C. 17 and 9 A.A.C. 18. The Measurement of Uncertainty (MU) error is available from the lab upon request. The "Decision Rule" for pass/fail does not include the MU. Any calculated totals may contain rounding errors. Testing results were obtained according to requirements stated in QMS.100.010.AZ Quality Manual.

**Ariel Casey**

Lab Director

State License #  
 0000024LCMD66604568  
 ISO 17025 Accreditation #  
 97164



Signature  
 05/18/26

**Laboratory License #:**  
 0000024LCMD66604568



# Certificate of Analysis

Arizona Cannabis Society

Sample: TE60513006-003

8376 N El Mirage Rd #2  
 El Mirage, AZ, 85335, US  
 License #: 00000042ESJB38310180

Batch #: 317

Ordered: 05/12/26  
 Sampled: 05/13/26  
 Completed: 05/18/26

**PASSED**



**Pesticide**

PASSED

ANALYTES	UNIT	LOD	LOQ	LIMIT	PASS/FAIL	RESULT	QUALIFIER
AVERMECTINS (ABAMECTIN B1A)	ppm	0.0170	0.2500	0.5	PASS	ND	V1, L1
ACEPHATE	ppm	0.0100	0.2000	0.4	PASS	ND	
ACETAMIPRID	ppm	0.0050	0.1000	0.2	PASS	ND	
ALDICARB	ppm	0.0140	0.2000	0.4	PASS	ND	
AZOXYSTROBIN	ppm	0.0050	0.1000	0.2	PASS	ND	
BIFENAZATE	ppm	0.0060	0.1000	0.2	PASS	ND	
BIFENTHRIN	ppm	0.0050	0.1000	0.2	PASS	ND	V1, L1
BOSCALID	ppm	0.0050	0.2000	0.4	PASS	ND	
CARBARYL	ppm	0.0080	0.1000	0.2	PASS	ND	
CARBOFURAN	ppm	0.0050	0.1000	0.2	PASS	ND	
CHLORANTRANILIPROLE	ppm	0.0110	0.1000	0.2	PASS	ND	
CHLORPYRIFOS	ppm	0.0050	0.1000	0.2	PASS	ND	V1, L1
CLOFENTEZINE	ppm	0.0100	0.1000	0.2	PASS	ND	
CYPERMETHRIN	ppm	0.1000	0.5000	1	PASS	ND	V1, L1
DAMINOZIDE	ppm	0.0100	0.5000	1	PASS	ND	
DIAZINON	ppm	0.0060	0.1000	0.2	PASS	ND	
DICHLORVOS (DDVP)	ppm	0.0010	0.0500	0.1	PASS	ND	
DIMETHOATE	ppm	0.0060	0.1000	0.2	PASS	ND	
ETHOPROPHOS	ppm	0.0040	0.1000	0.2	PASS	ND	
ETOFENPROX	ppm	0.0060	0.2000	0.4	PASS	ND	
ETOXAZOLE	ppm	0.0040	0.1000	0.2	PASS	ND	
FENOXYCARB	ppm	0.0050	0.1000	0.2	PASS	ND	
FENPYROXIMATE	ppm	0.0040	0.2000	0.4	PASS	ND	
FIPRONIL	ppm	0.0060	0.2000	0.4	PASS	ND	
FLONICAMID	ppm	0.0090	0.5000	1	PASS	ND	
FLUDIOXONIL	ppm	0.0060	0.2000	0.4	PASS	ND	
HEXYTHIAZOX	ppm	0.0050	0.5000	1	PASS	ND	V1, L1
IMAZALIL	ppm	0.0110	0.1000	0.2	PASS	ND	
IMIDACLOPRID	ppm	0.0080	0.2000	0.4	PASS	ND	
KRESOXIM-METHYL	ppm	0.0070	0.2000	0.4	PASS	ND	
MALATHION	ppm	0.0070	0.1000	0.2	PASS	ND	
METALAXYL	ppm	0.0040	0.1000	0.2	PASS	ND	
METHIOCARB	ppm	0.0040	0.1000	0.2	PASS	ND	
METHOMYL	ppm	0.0050	0.2000	0.4	PASS	ND	
MYCLOBUTANIL	ppm	0.0100	0.1000	0.2	PASS	ND	V1, L1
NALED	ppm	0.0070	0.2500	0.5	PASS	ND	
OXAMYL	ppm	0.0080	0.5000	1	PASS	ND	
PACLOBUTRAZOL	ppm	0.0050	0.2000	0.4	PASS	ND	
TOTAL PERMETHRINS	ppm	0.0030	0.1000	0.2	PASS	ND	V1, L1
PHOSMET	ppm	0.0100	0.1000	0.2	PASS	ND	
PIPERONYL BUTOXIDE	ppm	0.0050	1.0000	2	PASS	ND	
PRALLETHRIN	ppm	0.0130	0.1000	0.2	PASS	ND	
PROPICONAZOLE	ppm	0.0050	0.2000	0.4	PASS	ND	
PROPOXUR	ppm	0.0050	0.1000	0.2	PASS	ND	
TOTAL PYRETHRINS	ppm	0.0010	0.5000	1	PASS	ND	V1, L1
PYRIDABEN	ppm	0.0040	0.1000	0.2	PASS	ND	
TOTAL SPINOSAD	ppm	0.0060	0.1000	0.2	PASS	ND	
SPIROMESIFEN	ppm	0.0080	0.1000	0.2	PASS	ND	
SPIROTETRAMAT	ppm	0.0060	0.1000	0.2	PASS	ND	
SPIROXAMINE	ppm	0.0040	0.2000	0.4	PASS	ND	
TEBUCONAZOLE	ppm	0.0040	0.2000	0.4	PASS	ND	
THIACLOPRID	ppm	0.0060	0.1000	0.2	PASS	ND	
THIAMETHOXAM	ppm	0.0060	0.1000	0.2	PASS	ND	
TRIFLOXYSTROBIN	ppm	0.0060	0.1000	0.2	PASS	ND	

This Kaycha Labs Certification shall not be reproduced, unless in its entirety, without written approval from Kaycha Labs. The results relate only to the material or product analyzed. ND=Not Detected, ppm=Parts Per Million, ppb=Parts Per Billion, RSD=Relative Standard Deviation. Limit of Detection (LOD) and Limit Of Quantitation (LOQ) are terms used to describe the smallest concentration that can be detected and reliably measured by an analytical procedure, respectively. Action Levels are State-determined thresholds based on the action limits published in Table 3.1 of 9 A.A.C. 17 and 9 A.A.C. 18. The Measurement of Uncertainty (MU) error is available from the lab upon request. The "Decision Rule" for pass/fail does not include the MU. Any calculated totals may contain rounding errors. Testing results were obtained according to requirements stated in QMS.100.010.AZ Quality Manual.

**Ariel Casey**

Lab Director

State License #  
 0000024LCMD66604568  
 ISO 17025 Accreditation #  
 97164



Signature  
 05/18/26

Laboratory License #:  
 0000024LCMD66604568



# Certificate of Analysis

Arizona Cannabis Society


Sample: TE60513006-003

8376 N El Mirage Rd #2  
 El Mirage, AZ, 85335, US  
 License #: 00000042ESJB38310180

Batch #: 317

Ordered: 05/12/26  
 Sampled: 05/13/26  
 Completed: 05/18/26

**PASSED**



## Pesticide

**PASSED**

ANALYTES	UNIT	LOD	LOQ	LIMIT	PASS/FAIL	RESULT	QUALIFIER
CHLORFENAPYR	ppm	0.0270	0.5000	1	PASS	ND	V1, L1
CYFLUTHRIN	ppm	0.0150	0.5000	1	PASS	ND	V1, L1

Analyzed by: 410, 432, 272, 862      Weight: 1.0078g      Extraction date: 05/14/26 12:40:43      Extracted by: 410,803

Analysis Method : SOP.T.30.500, SOP.T.30.104.AZ, SOP.T.40.104.AZ  
 Analytical Batch : TE014031PES  
 Instrument Used : TE-118 - "MS/MS PES/VOL/MYC 1", TE-261 LC - "PES/VOL/MYC 1"      Batch Date : 05/13/26 17:06:20  
 Analyzed Date : 05/16/26 13:35:13

Dilution : 50  
 Reagent : 042726.R04; 022326.R24; 042726.R03; 051226.R23; 050826.R10; 050826.R09; 022426.R12; 050426.R14; 051326.R11  
 Consumables : 927.009; 8000038072; 120125CH01; 1010628866; 1011134802; GD250006  
 Pipette : TE-078 SN:RU33650; TE-062 SN:20C50491


Pesticide screening is carried out using LC-MS/MS (Methods: SOP.T.30.500 for sample homogenization, SOP.T.30.104.AZ for sample prep, and SOP.T.40.104.AZ for analysis on ThermoScientific Altis TSQ with Vanquish UHPLC).

Analyzed by: 410, 432, 272, 862      Weight: 1.0078g      Extraction date: 05/14/26 12:40:43      Extracted by: 410,803

Analysis Method : SOP.T.30.500, SOP.T.30.104.AZ, SOP.T.40.154.AZ  
 Analytical Batch : TE014045VOL  
 Instrument Used : TE-118 "MS/MS Pest/Myco 1", TE-261 "UHPLC - Pest/Myco 1"      Batch Date : 05/14/26 14:28:04  
 Analyzed Date : 05/16/26 13:38:31

Dilution : 50  
 Reagent : 042726.R04; 022326.R24; 042726.R03; 051226.R23; 050826.R10; 050826.R09; 022426.R12; 050426.R14; 051326.R11  
 Consumables : 927.009; 8000038072; 120125CH01; 1010628866; 1011134802; GD250006  
 Pipette : TE-078 SN:RU33650; TE-062 SN:20C50491

Chlorfenapyr and Cyfluthrin analysis using LC-MS/MS. (Methods: SOP.T.30.500 for sample homogenization, SOP.T.30.104.AZ for sample prep, and SOP.T.40.104.AZ for analysis on ThermoScientific Altis TSQ with Vanquish UHPLC)



## Microbial

**PASSED**

ANALYTES	UNIT	LOD	LOQ	LIMIT	PASS/FAIL	RESULT	QUALIFIER
SALMONELLA SPP.					PASS	Not Detected in 1g	
ASPERGILLUS FLAVUS					PASS	Not Detected in 1g	
ASPERGILLUS FUMIGATUS					PASS	Not Detected in 1g	
ASPERGILLUS NIGER					PASS	Not Detected in 1g	
ASPERGILLUS TERREUS					PASS	Not Detected in 1g	
ESCHERICHIA COLI (REC)	CFU/g	10.0000	10.0000	100	PASS	<LOQ	

Analyzed by: 409, 272, 862      Weight: 0.9914g      Extraction date: 05/15/26 16:21:08      Extracted by: 527

Analysis Method : SOP.T.40.056B, SOP.T.40.058.FL, SOP.T.40.208, SOP.T.40.209.AZ  
 Analytical Batch : TE014048MIC  
 Instrument Used : TE-234 "bioMérieux GENE-UP"  
 Analyzed Date : 05/18/26 11:24:02      Batch Date : 05/14/26 15:36:25

Dilution : 10  
 Reagent : N/A  
 Consumables : N/A  
 Pipette : N/A

Microbiological screening for bacterial and fungal identification via Polymerase Chain Reaction (PCR) methods consisting of sample DNA amplified via tandem PCR as a crude lysate without purification. (Methods: SOP.T.40.058.AZ for sample prep and screening for Salmonella and Aspergillus sp. via BioMérieux GENE-UP RT-PCR and SOP.T.40.209.AZ for quantitative plating of E. coli on 3M Rapid E. coli Petrifilm).

This Kaycha Labs Certification shall not be reproduced, unless in its entirety, without written approval from Kaycha Labs. The results relate only to the material or product analyzed. ND=Not Detected, ppm=Parts Per Million, ppb=Parts Per Billion, RSD=Relative Standard Deviation. Limit of Detection (LOD) and Limit Of Quantitation (LOQ) are terms used to describe the smallest concentration that can be detected and reliably measured by an analytical procedure, respectively. Action Levels are State-determined thresholds based on the action limits published in Table 3.1 of 9 A.A.C. 17 and 9 A.A.C. 18. The Measurement of Uncertainty (MU) error is available from the lab upon request. The "Decision Rule" for pass/fail does not include the MU. Any calculated totals may contain rounding errors. Testing results were obtained according to requirements stated in QMS.100.010.AZ Quality Manual.

**Ariel Casey**

Lab Director

State License #  
 0000024LCMD66604568  
 ISO 17025 Accreditation #  
 97164



Signature  
 05/18/26  
 Laboratory License #: 0000024LCMD66604568




# Certificate of Analysis

**Arizona Cannabis Society**  
 8376 N El Mirage Rd #2  
 El Mirage, AZ, 85335, US  
 License #: 00000042ESJB38310180

**Sample: TE60513006-003**  
 Batch #: 317

**Ordered:** 05/12/26  
**Sampled:** 05/13/26  
**Completed:** 05/18/26

**PASSED**



## Mycotoxins

PASSED

ANALYTES	UNIT	LOD	LOQ	LIMIT	PASS/FAIL	RESULT	QUALIFIER
TOTAL AFLATOXINS	ppb	3.0300	10.0000	20	PASS	ND	
AFLATOXIN B1	ppb	3.0300	10.0000	20	PASS	ND	
AFLATOXIN B2	ppb	3.0300	10.0000	20	PASS	ND	
AFLATOXIN G1	ppb	3.0300	10.0000	20	PASS	ND	
AFLATOXIN G2	ppb	3.0300	10.0000	20	PASS	ND	
OCHRATOXIN A	ppb	3.0300	10.0000	20	PASS	ND	

<b>Analyzed by:</b> 410, 432, 272, 862	<b>Weight:</b> 1.0078g	<b>Extraction date:</b> 05/14/26 12:40:43	<b>Extracted by:</b> 410,803
---	---------------------------	--	---------------------------------

**Analysis Method :** SOP.T.30.500, SOP.T.30.104.AZ, SOP.T.40.104.AZ  
**Analytical Batch :** TE014046MYC  
**Instrument Used :** TE-118 "MS/MS Pest/Myco 1",TE-261 "UHPLC - Pest/Myco 1" **Batch Date :** 05/14/26 14:28:50  
**Analyzed Date :** 05/16/26 13:36:48

**Dilution :** 50  
**Reagent :** 042726.R04; 022326.R24; 042726.R03; 051226.R23; 050826.R10; 050826.R09; 022426.R12; 050426.R14; 051326.R11  
**Consumables :** 927.009; 8000038072; 120125CH01; 1010628866; 1011134802; GD250006  
**Pipette :** TE-078 SN:RU33650; TE-062 SN:20C50491

Aflatoxins B1, B2, G1, G2, and Ochratoxin A analysis using LC-MS/MS. (Methods: SOP.T.30.500 for sample homogenization, SOP.T.30.104.AZ for sample prep, and SOP.T.40.104.AZ for analysis on ThermoScientific Altis TSQ with Vanquish UHPLC). Total Aflatoxins (sum of Aflatoxins B1, B2, G1, G2) must be <20µg/kg. Ochratoxin must be <20µg/kg.



## Heavy Metals

PASSED

ANALYTES	UNIT	LOD	LOQ	LIMIT	PASS/FAIL	RESULT	QUALIFIER
ARSENIC	ppm	0.0660	0.2000	0.4	PASS	ND	
CADMIUM	ppm	0.0660	0.2000	0.4	PASS	ND	
LEAD	ppm	0.1660	0.5000	1	PASS	ND	
MERCURY	ppm	0.0333	0.1000	0.2	PASS	ND	

<b>Analyzed by:</b> 398, 272, 862	<b>Weight:</b> 0.2018g	<b>Extraction date:</b> 05/15/26 11:48:17	<b>Extracted by:</b> 398
--------------------------------------	---------------------------	--	-----------------------------

**Analysis Method :** SOP.T.30.500, SOP.T.30.084.AZ, SOP.T.40.084.AZ  
**Analytical Batch :** TE014056HEA  
**Instrument Used :** TE-141 "Wolfgang",TE-260 "Ludwig",TE-307 "Ted" **Batch Date :** 05/15/26 10:44:22  
**Analyzed Date :** 05/15/26 15:32:55

**Dilution :** 50  
**Reagent :** 020626.06; 051326.R16; 051326.R06; 051426.R31; 111125.06; 042426.01; 090222.04  
**Consumables :** 120125CH01; 250925-6306-F; 1010435125; GD250003  
**Pipette :** TE-063 SN:20C50490 (20-200uL); TE-110 SN:20B18338 (100-1000uL); TE-169 SN: 20B16352 (Nitric Acid)

Heavy Metals screening is performed using ICP-MS (Inductively Coupled Plasma - Mass Spectrometer) which can screen down to below single digit ppb concentrations for regulated heavy metals. (Methods: SOP.T.30.500 for sample homogenization, SOP.T.30.084.AZ for sample prep by microwave digestion, and SOP.T.40.084.AZ for analysis by ThermoScientific iCAP RQ ICP-MS).

## CONFIDENT CANNABIS QR

\* Confident Cannabis sample ID: 2605KLAZ0619.3098



This Kaycha Labs Certification shall not be reproduced, unless in its entirety, without written approval from Kaycha Labs. The results relate only to the material or product analyzed. ND=Not Detected, ppm=Parts Per Million, ppb=Parts Per Billion, RSD=Relative Standard Deviation. Limit of Detection (LOD) and Limit Of Quantitation (LOQ) are terms used to describe the smallest concentration that can be detected and reliably measured by an analytical procedure, respectively. Action Levels are State-determined thresholds based on the action limits published in Table 3.1 of 9 A.A.C. 17 and 9 A.A.C. 18. The Measurement of Uncertainty (MU) error is available from the lab upon request. The "Decision Rule" for pass/fail does not include the MU. Any calculated totals may contain rounding errors. Testing results were obtained according to requirements stated in QMS.100.010.AZ Quality Manual.

**Ariel Casey**  
 Lab Director

State License #  
 0000024LCMD66604568  
 ISO 17025 Accreditation #  
 97164



Signature  
 05/18/26  
**Laboratory License #:**  
 0000024LCMD66604568