

## Legends Flower Banana Shack

Sample ID: 2508EAZ0586.2797  
Strain: Banana Shack  
Matrix: Plant  
Type: Flower - Cured  
Batch#: 228

Collected: 08/12/2025 11:25 AM  
Received: 08/13/2025  
Completed: 08/18/2025  
Sample Size: 12.11 g;

Harvest Date: 06/27/2025  
Manufacture Date:  
External Lot ID#:  
Production Method: Indoor

Client  
**Arizona Cannabis Society**  
Lic. # 00000042ESJB38310180  
8376 N El Mirage Rd #2,  
El Mirage, AZ, 85335



### Summary

Test	Date Tested	Instr. Method	Result
Batch			Pass
Cannabinoids	08/14/2025	LC-UV VIS	Complete
Terpenes	08/14/2025	GC-MS	Complete
Pesticides	08/13/2025	LC-MS	Pass
Microbial Impurities	08/18/2025	3M Plating & qPCR	Pass
Heavy Metals	08/15/2025	ICP-MS	Pass

### Cannabinoids

Method: SOPAZ\_M-CANNABINOIDS

**27.533 %**

Total THC

**0.043 %**

Total CBD

**28.792 %**

Total Cannabinoids <sup>Q3</sup>

Analytes	LOQ	Result	Result	Q
	mg/g	%	mg/g	
THCA	0.365	29.577	295.77	
Δ9 THC	0.365	1.594	15.94	
Δ8 THC	0.365	ND	ND	
THCVA	0.365	0.117	1.17	
THCV	0.365	ND	ND	
CBDA	0.365	0.049	0.49	
CBD	0.365	ND	ND	
CBN	0.365	ND	ND	
CBGA	0.365	0.746	7.46	
CBG	0.365	0.118	1.18	
CBCA	0.365	0.389	3.89	
CBC	0.365	ND	ND	
<b>Total THC</b>		<b>27.533</b>	<b>275.33</b>	
<b>Total CBD</b>		<b>0.043</b>	<b>0.43</b>	
<b>Total Cannabinoids</b>		<b>28.792</b>	<b>287.92</b>	<b>Q3</b>
<b>Sum of Cannabinoids</b>		<b>32.590</b>	<b>325.90</b>	<b>Q3</b>

Date Tested: 08/14/2025

Total THC = THCa \* 0.877 + Δ9-THC; Total CBD = CBDA \* 0.877 + CBD; Total Cannabinoids = (cannabinoid acid forms \* 0.877) + cannabinoids; Sum of Cannabinoids = cannabinoid acid forms + cannabinoids; LOQ = Limit of Quantitation; NT = Not Tested; ND = Not Detected Moisture Method: SOPAZ\_M-MOISTURE



Kevin Nolan  
Laboratory Technical Director | 08/18/2025

Firas Haddad  
Laboratory Manager | 08/18/2025



## Legends Flower Banana Shack

Sample ID: 2508EAZ0586.2797

Strain: Banana Shack

Matrix: Plant

Type: Flower - Cured

Batch#: 228

Collected: 08/12/2025 11:25 AM

Received: 08/13/2025

Completed: 08/18/2025

Sample Size: 12.11 g;

Harvest Date: 06/27/2025

Manufacture Date:

External Lot ID#:

Production Method: Indoor

Client

Arizona Cannabis Society

Lic. # 00000042ESJB38310180

8376 N El Mirage Rd #2,

El Mirage, AZ, 85335

### Terpenes






Method: SOPAZ\_M-TERPENES

Analytes	LOQ	Result	Result	Q
	mg/g	mg/g	%	
δ-Limonene	0.189	6.930	0.693	Q3
β-Caryophyllene	0.189	2.615	0.262	Q3
β-Myrcene	0.189	2.398	0.240	Q3
Linalool	0.189	1.697	0.170	Q3
β-Pinene	0.189	1.653	0.165	Q3
α-Pinene	0.189	1.334	0.133	Q3
α-Humulene	0.189	1.118	0.112	Q3
trans-B-ocimene	0.189	0.536	0.054	Q3
α-Bisabolol	0.947	<LOQ	<LOQ	Q3
Camphene	0.189	0.290	0.029	Q3
Terpinolene	0.189	<LOQ	<LOQ	Q3
δ-3-Carene	0.189	ND	ND	Q3
α-Terpinene	0.189	ND	ND	Q3
p-Cymene	0.189	ND	ND	Q3
Eucalyptol	0.189	ND	ND	Q3
cis-B-ocimene	0.189	ND	ND	Q3
γ-Terpinene	0.189	ND	ND	Q3
Isopulegol	0.947	ND	ND	Q3
Geraniol	0.947	ND	ND	Q3
cis-Nerolidol	0.379	ND	ND	Q3
trans-Nerolidol	0.227	ND	ND	Q3
Caryophyllene Oxide	0.947	ND	ND	Q3
Guaiol	0.947	ND	ND	Q3
<b>Total</b>		<b>18.570</b>	<b>1.857</b>	<b>Q3</b>

Date Tested: 08/14/2025

LOQ = Limit of Quantitation; NT = Not Tested; ND = Not Detected.

### Primary Aromas

 Citrusy	 Clove	 Musky	 Lavender	 Pine
--	--	--	---	---



Kevin Nolan  
Laboratory Technical Director | 08/18/2025

Firas Haddad  
Laboratory Manager | 08/18/2025



## Legends Flower Banana Shack

Sample ID: 2508EAZ0586.2797

Strain: Banana Shack

Matrix: Plant

Type: Flower - Cured

Batch#: 228

Collected: 08/12/2025 11:25 AM

Received: 08/13/2025

Completed: 08/18/2025

Sample Size: 12.11 g;

Harvest Date: 06/27/2025

Manufacture Date:

External Lot ID#:

Production Method: Indoor

Client

Arizona Cannabis Society

Lic. # 00000042ESJB38310180

8376 N El Mirage Rd #2,

El Mirage, AZ, 85335

### Pesticides

Method: SOPAZ\_M-PESTICIDES

Analytes	LOQ	Limit	Result	Status	Q	Analytes	LOQ	Limit	Result	Status	Q
	ppm	ppm	ppm				ppm	ppm	ppm		
Abamectin B1a	0.120	0.500	ND	Pass		Imidacloprid	0.198	0.400	ND	Pass	
Acephate	0.198	0.400	ND	Pass		Kresoxim-methyl	0.198	0.400	ND	Pass	
Acetamiprid	0.099	0.200	ND	Pass		Malathion	0.099	0.200	ND	Pass	
Aldicarb	0.198	0.400	ND	Pass		Metalaxyl	0.099	0.200	ND	Pass	
Azoxystrobin	0.099	0.200	ND	Pass		Methiocarb	0.099	0.200	ND	Pass	
Bifenazate	0.099	0.200	ND	Pass		Methomyl	0.198	0.400	ND	Pass	
Bifenthrin	0.049	0.200	ND	Pass		Myclobutanil	0.099	0.200	ND	Pass	
Boscalid	0.198	0.400	ND	Pass		Naled	0.247	0.500	ND	Pass	
Carbaryl	0.099	0.200	ND	Pass		Oxamyl	0.494	1.000	ND	Pass	
Carbofuran	0.099	0.200	ND	Pass		Paclobutrazol	0.198	0.400	ND	Pass	
Chlorantraniliprole	0.099	0.200	ND	Pass		Permethrins	0.049	0.200	ND	Pass	
Chlorpyrifos	0.049	0.200	ND	Pass		Phosmet	0.099	0.200	ND	Pass	
Clofentezine	0.099	0.200	ND	Pass		Piperonyl Butoxide	0.494	2.000	ND	Pass	
Cypermethrin	0.494	1.000	ND	Pass		Prallethrin	0.099	0.200	ND	Pass	
Daminozide	0.494	1.000	ND	Pass		Propiconazole	0.198	0.400	ND	Pass	
Diazinon	0.099	0.200	ND	Pass		Propoxur	0.099	0.200	ND	Pass	
Dichlorvos	0.049	0.100	ND	Pass		Pyrethrins	0.450	1.000	ND	Pass	
Dimethoate	0.099	0.200	ND	Pass		Pyridaben	0.049	0.200	ND	Pass	
Ethoprophos	0.099	0.200	ND	Pass		Spinosad	0.099	0.200	ND	Pass	
Etofenprox	0.099	0.400	ND	Pass		Spiromesifen	0.099	0.200	ND	Pass	
Etiozazole	0.099	0.200	ND	Pass		Spirotetramat	0.099	0.200	ND	Pass	
Fenoxycarb	0.099	0.200	ND	Pass		Spiroxamine	0.198	0.200	ND	Pass	
Fenpyroximate	0.198	0.400	ND	Pass		Tebuconazole	0.198	0.400	ND	Pass	
Fipronil	0.198	0.400	ND	Pass		Thiacloprid	0.099	0.200	ND	Pass	
Flonicamid	0.494	1.000	ND	Pass		Thiamethoxam	0.099	0.200	ND	Pass	
Fludioxonil	0.198	0.400	ND	Pass		Trifloxystrobin	0.099	0.200	ND	Pass	
Hexythiazox	0.247	1.000	ND	Pass		Chlorfenapyr	0.494	1.000	ND	Pass	V1
Imazalil	0.099	0.200	ND	Pass		Cyfluthrin	0.494	1.000	ND	Pass	

Date Tested: 08/13/2025

LOQ = Limit of Quantitation; NT = Not Tested; ND = Not Detected.



Kevin Nolan  
Laboratory Technical Director | 08/18/2025

Firas Haddad  
Laboratory Manager | 08/18/2025



## Legends Flower Banana Shack

Sample ID: 2508EAZ0586.2797

Strain: Banana Shack

Matrix: Plant

Type: Flower - Cured

Batch#: 228

Collected: 08/12/2025 11:25 AM

Received: 08/13/2025

Completed: 08/18/2025

Sample Size: 12.11 g;

Harvest Date: 06/27/2025

Manufacture Date:

External Lot ID#:

Production Method: Indoor

Client

Arizona Cannabis Society

Lic. # 00000042ESJB38310180

8376 N El Mirage Rd #2,

El Mirage, AZ, 85335

### Microbial Impurities

Method: SOPAZ\_M-ECOLI

Analytes	Result	Limit	Status	Q
Escherichia coli	<10 CFU/g	100 CFU/g	Pass	

Date Tested: 08/14/2025

Method: SOPAZ\_M-MICROBIALS

Analytes	Result	Limit	Status	Q
Salmonella spp	Not Detected	Not Detected in One Gram	Pass	
Aspergillus flavus	Not Detected	Not Detected in One Gram	Pass	
Aspergillus niger	Not Detected	Not Detected in One Gram	Pass	
Aspergillus fumigatus	Not Detected	Not Detected in One Gram	Pass	
Aspergillus terreus	Not Detected	Not Detected in One Gram	Pass	

Date Tested: 08/18/2025

### Heavy Metals

Method: SOPAZ\_M-HEAVYMETALS

Analytes	LOD	LOQ	Limit	Result	Status	Q
	ppm	ppm	ppm	ppm		
Arsenic	0.031	0.092	0.400	ND	Pass	
Cadmium	0.032	0.092	0.400	ND	Pass	
Mercury	0.024	0.069	0.200	ND	Pass	
Lead	0.129	0.392	1.000	ND	Pass	

Date Tested: 08/15/2025

LOQ = Limit of Quantitation; NT = Not Tested; ND = Not Detected.



*Kevin Nolan*

Kevin Nolan  
Laboratory Technical Director | 08/18/2025

*Firas Haddad*

Firas Haddad  
Laboratory Manager | 08/18/2025



## Legends Flower Banana Shack

Sample ID: 2508EAZ0586.2797

Strain: Banana Shack

Matrix: Plant

Type: Flower - Cured

Batch#: 228

Collected: 08/12/2025 11:25 AM

Received: 08/13/2025

Completed: 08/18/2025

Sample Size: 12.11 g;

Harvest Date: 06/27/2025

Manufacture Date:

External Lot ID#:

Production Method: Indoor

Client

Arizona Cannabis Society

Lic. # 00000042ESJB38310180

8376 N El Mirage Rd #2,


El Mirage, AZ, 85335

## Qualifier Legend

- B1** The target analyte detected in the calibration blank required or the method blank is at or above the limit of quantitation, but the sample result for potency testing, is below the limit of quantitation.
- B2** The target analyte detected in the calibration blank required or the method blank is at or above the limit of quantitation, but the sample result when testing for pesticides, fungicides, growth regulators, mycotoxins, heavy metals, or residual solvents, is below the maximum allowable concentration.
- D1** The limit of quantitation and the sample results were adjusted to reflect sample dilution.
- I1** The relative intensity of a characteristic ion in a sample analyte exceeded the acceptance with respect to the reference spectra, indicating interference.
- L1** When testing for pesticides, fungicides, herbicides, growth regulators, heavy metals, or residual solvents, the percent recovery of a laboratory control sample is greater than the acceptance limits, but the sample's target analytes were not detected above the maximum allowable concentrations for the analytes in the sample.
- M1** The recovery from the matrix spike was high, but the recovery from the laboratory control sample was within acceptance criteria.
- M2** The recovery from the matrix spike was low, but the recovery from the laboratory control sample was within acceptance criteria.
- M3** The recovery from the matrix spike was unusable because the analyte concentration was disproportionate to the spike level, but the recovery from the laboratory control sample was within acceptance criteria.
- M4** The analysis of a spiked sample required a dilution such that the spike recovery calculation does not provide useful information, but the recovery from the associated laboratory control sample was within acceptance criteria.
- M5** The analyte concentration was determined by the method of standard addition, in which the standard is added directly to the aliquots of the analyzed sample.
- N1** A description of the variance is described in the final report of testing according to R9-17- 404.06(B)(3)(d)(ii)
- Q1** Sample integrity was not maintained.
- Q2** The sample is heterogeneous, and sample homogeneity could not be readily achieved using routine laboratory practices.
- Q3** Testing result is for informational purposes only and cannot be used to satisfy dispensary testing requirements in R9-17-317.01(A) or labeling requirements in R9-17-317.
- R1** The relative percent difference for the laboratory control sample and duplicate exceeded the limit, but the recovery was within acceptance criteria.
- R2** The relative percent difference for a sample and duplicate exceeded the limit.
- V1** The recovery from initial or continuing calibration verification standards is greater than the acceptance limits, but the sample's target analytes were not detected above the maximum allowable concentrations for the analytes in the sample.

## Report Notes



  
Kevin Nolan  
Laboratory Technical Director | 08/18/2025

  
Firas Haddad  
Laboratory Manager | 08/18/2025

