



Certificate of Analysis

PASSED



Harvest/Lot ID: 9132 8101 4660
Batch #: 302
Harvest Date: 01/10/26
Manufacturing Date: 04/29/26
Production Method: Butane
Total Amount: 7 gram

Lab ID: TE60512008-006
Ordered: 05/12/26
Sampled Date: 05/12/26
Sample Collection Time: 03:15 PM
Sample Size: 80.46 gram
Completed: 05/18/26











Arizona Cannabis Society

8376 N El Mirage Rd #2
El Mirage, AZ, 85335, US

License #: 00000042ESJB38310180

SAFETY RESULTS

MISC.

									
Pesticide PASSED	Heavy Metals PASSED	Microbial PASSED	Mycotoxins PASSED	Solvents PASSED	Filt/Foreign Material NOT TESTED	Water Activity NOT TESTED	Moisture Content NOT TESTED	Vitamin E NOT TESTED	Terpenes TESTED



Cannabinoid

PASSED



Total THC
77.1813%



Total CBD
ND



Total Cannabinoids Q3
88.6630%

	D9-THC	THCA	CBD	CBDA	CBG	CBGA	CBN	D8-THC	THCV	CBDV	CBC
%	12.8770	73.3230	ND	ND	ND	2.4630	ND	ND	ND	ND	ND
mg/g	128.7700	733.2300	ND	ND	ND	24.6300	ND	ND	ND	ND	ND
LOD	0.0001	0.0001	0.0001	0.0010	0.0010	0.0010	0.0010	0.0010	0.0010	0.0010	0.0001
LOQ	0.0001	0.0010	0.0010	0.0010	0.0010	0.0010	0.0010	0.0010	0.0010	0.0010	0.0010
Qualifier	%	%	%	%	%	%	%	%	%	%	%

Analyzed by:
333, 540, 272, 603

Weight:
0.1528g

Extraction date:
05/13/26 15:21:56

Extracted by:
333,410

Analysis Method : SOP.T.30.500, SOP.T.30.031, SOP.T.40.031

Analytical Batch : TE014022POT

Instrument Used : TE-004 "Blossom"

Batch Date : 05/13/26 13:44:16

Dilution : 800

Reagent : 050426.R13; 051226.R22; 042026.R05; 011326.R12

Consumables : 927.009; 964; 8000038072; 31425034; 120125CH01; 1010628866; M09007V; 1011134802; GD250006

Pipette : TE-072 SN:RU26833 (2-20uL); TE-074 SN:RU31707; TE-054 SN:21D58682; TE-064 SN:20B27672 (100-1000uL)

Full spectrum cannabinoid analysis utilizing High Performance Liquid Chromatography with Photo Diode Array detector (HPLC-PDA) for analysis. (Methods: SOP.T.30.500 for sample homogenization, SOP.T.30.031 for sample prep, SOP.T.40.031 for analysis on Shimadzu LC-20X0 series HPLCs). Potency results for cannabis flower products are reported on an "as received" basis, without moisture correction.

This Kaycha Labs Certification shall not be reproduced, unless in its entirety, without written approval from Kaycha Labs. The results relate only to the material or product analyzed. ND=Not Detected, ppm=Parts Per Million, ppb=Parts Per Billion, RSD=Relative Standard Deviation. Limit of Detection (LOD) and Limit Of Quantitation (LOQ) are terms used to describe the smallest concentration that can be detected and reliably measured by an analytical procedure, respectively. Action Levels are State-determined thresholds based on the action limits published in Table 3.1 of 9 A.A.C. 17 and 9 A.A.C. 18. The Measurement of Uncertainty (MU) error is available from the lab upon request. The "Decision Rule" for pass/fail does not include the MU. Any calculated totals may contain rounding errors. Testing results were obtained according to requirements stated in QMS.100.010.AZ Quality Manual.

Ariel Casey

Lab Director

State License #
0000024LCMD66604568
ISO 17025 Accreditation #
97164



Signature
05/18/26
Laboratory License #:
0000024LCMD66604568



Certificate of Analysis

Arizona Cannabis Society
 8376 N El Mirage Rd #2
 El Mirage, AZ, 85335, US
 License #: 00000042ESJB38310180

Sample: TE60512008-006
Batch #: 302
Harvest/Lot ID: 9132 8101 4660

Ordered: 05/12/26
Sampled: 05/12/26
Completed: 05/18/26

PASSED



Terpenes

TESTED

ANALYTES	LOD	LOQ	LIMIT	PASS/FAIL	RESULT (%)	(MG/G)	QUALIFIER
TOTAL TERPENES	0	0.0020		TESTED	6.1262	61.2620	Q3
BETA-MYRCENE	0	0.0020		TESTED	2.2386	22.3860	Q3
BETA-CARYOPHYLLENE	0	0.0020		TESTED	1.0021	10.0210	Q3
ALPHA-PINENE	0	0.0020		TESTED	0.6910	6.9100	Q3
OCIMENE	0	0.0020		TESTED	0.6881	6.8810	Q3
LIMONENE	0	0.0020		TESTED	0.4200	4.2000	Q3
ALPHA-HUMULENE	0	0.0020		TESTED	0.3357	3.3570	Q3
LINALOOL	0	0.0020		TESTED	0.3001	3.0010	Q3
BETA-PINENE	0	0.0020		TESTED	0.2102	2.1020	Q3
TRANS-NEROLIDOL	0	0.0006		TESTED	0.0892	0.8920	Q3
ALPHA-TERPINEOL	0	0.0020		TESTED	0.0508	0.5080	Q3
FENCHYL ALCOHOL	0	0.0020		TESTED	0.0464	0.4640	Q3
CARYOPHYLLENE OXIDE	0	0.0020		TESTED	0.0362	0.3620	Q3
ALPHA-BISABOLOL	0	0.0020		TESTED	0.0138	0.1380	Q3
FENCHONE	0	0.0020		TESTED	0.0040	0.0400	Q3
CAMPHENE	0	0.0020		TESTED	<LOQ	<0.0200	Q3
3-CARENE	0	0.0020		TESTED	ND	ND	Q3
BORNEOL	0	0.0020		TESTED	ND	ND	Q3
CAMPHOR	0	0.0020		TESTED	ND	ND	Q3
CEDROL	0	0.0020		TESTED	ND	ND	Q3
EUCALYPTOL	0	0.0020		TESTED	ND	ND	Q3
GERANIOL	0	0.0020		TESTED	ND	ND	Q3
GERANYL ACETATE	0	0.0020		TESTED	ND	ND	Q3
GUAJOL	0	0.0020		TESTED	ND	ND	Q3
ISOBORNEOL	0	0.0020		TESTED	ND	ND	Q3
ISOPULEGOL	0	0.0020		TESTED	ND	ND	Q3
MENTHOL	0	0.0020		TESTED	ND	ND	Q3
NEROL	0	0.0020		TESTED	ND	ND	Q3
PULEGONE	0	0.0020		TESTED	ND	ND	Q3
SABINENE	0	0.0020		TESTED	ND	ND	Q3
SABINENE HYDRATE	0	0.0020		TESTED	ND	ND	Q3
TERPINOLENE	0	0.0020		TESTED	ND	ND	Q3
VALENCENE	0	0.0020		TESTED	ND	ND	Q3
ALPHA-CEDRENE	0	0.0020		TESTED	ND	ND	Q3
ALPHA-PHELLANDRENE	0	0.0020		TESTED	ND	ND	Q3
ALPHA-TERPINENE	0	0.0020		TESTED	ND	ND	Q3
CIS-NEROLIDOL	0	0.0004		TESTED	ND	ND	Q3
GAMMA-TERPINENE	0	0.0020		TESTED	ND	ND	Q3

Analyzed by: 409, 432, 272, 603 **Weight:** 0.9846g **Extraction date:** 05/14/26 09:19:09 **Extracted by:** 409

Analysis Method : SOP.T.30.500, SOP.T.30.064, SOP.T.40.064

Analytical Batch : TE014038TER

Instrument Used : TE-292 "MS - Terpenes"

Analyzed Date : 05/18/26 10:10:39

Batch Date : 05/14/26 09:16:41

Dilution : N/A
Reagent : N/A
Consumables : N/A
Pipette : N/A

Terpenes screening is performed using GC-MS which can detect below single digit ppm concentrations. (Methods: SOP.T.30.500 for sample homogenization, SOP.T.30.064 for sample prep, and SOP.T.40.064 for analysis via ThermoScientific 1310-series GC equipped with an AI 1310-series liquid injection autosampler and detection carried out by ISQ 7000-series mass spectrometer). Terpene results are reported on a wt/wt% basis. Testing result is for informational purposes only and cannot be used to satisfy dispensary testing requirements in R9-17-317.01(A) or labeling requirements in R9-17-317. Nor, can it be used to satisfy marijuana establishment testing requirements in R9-18-311(A) or labeling requirements in R9-18-310 - Q3.

This Kaycha Labs Certification shall not be reproduced, unless in its entirety, without written approval from Kaycha Labs. The results relate only to the material or product analyzed. ND=Not Detected, ppm=Parts Per Million, ppb=Parts Per Billion, RSD=Relative Standard Deviation. Limit of Detection (LOD) and Limit Of Quantitation (LOQ) are terms used to describe the smallest concentration that can be detected and reliably measured by an analytical procedure, respectively. Action Levels are State-determined thresholds based on the action limits published in Table 3.1 of 9 A.A.C. 17 and 9 A.A.C. 18. The Measurement of Uncertainty (MU) error is available from the lab upon request. The "Decision Rule" for pass/fail does not include the MU. Any calculated totals may contain rounding errors. Testing results were obtained according to requirements stated in QMS.100.010.AZ Quality Manual.

Ariel Casey
 Lab Director

State License #
 0000024LCMD66604568
 ISO 17025 Accreditation #
 97164



Signature
 05/18/26
Laboratory License #:
 0000024LCMD66604568



Certificate of Analysis

Arizona Cannabis Society

8376 N El Mirage Rd #2
 El Mirage, AZ, 85335, US
 License #: 00000042ESJB38310180

Sample: TE60512008-006

Batch #: 302
 Harvest/Lot ID: 9132 8101 4660

Ordered: 05/12/26
 Sampled: 05/12/26
 Completed: 05/18/26

PASSED


Pesticide
PASSED

ANALYTES	UNIT	LOD	LOQ	LIMIT	PASS/FAIL	RESULT	QUALIFIER
AVERMECTINS (ABAMECTIN B1A)	ppm	0.0170	0.2500	0.5	PASS	ND	V1, L1
ACEPHATE	ppm	0.0100	0.2000	0.4	PASS	ND	
ACETAMIPRID	ppm	0.0050	0.1000	0.2	PASS	ND	
ALDICARB	ppm	0.0140	0.2000	0.4	PASS	ND	
AZOXYSTROBIN	ppm	0.0050	0.1000	0.2	PASS	ND	
BIFENAZATE	ppm	0.0060	0.1000	0.2	PASS	ND	
BIFENTHRIN	ppm	0.0050	0.1000	0.2	PASS	ND	V1, L1
BOSCALID	ppm	0.0050	0.2000	0.4	PASS	ND	
CARBARYL	ppm	0.0080	0.1000	0.2	PASS	ND	
CARBOFURAN	ppm	0.0050	0.1000	0.2	PASS	ND	
CHLORANTRANILIPROLE	ppm	0.0110	0.1000	0.2	PASS	ND	
CHLORPYRIFOS	ppm	0.0050	0.1000	0.2	PASS	ND	V1, L1
CLOFENTZINE	ppm	0.0100	0.1000	0.2	PASS	ND	V1
CYPERMETHRIN	ppm	0.1000	0.5000	1	PASS	ND	V1, L1
DAMINOZIDE	ppm	0.0100	0.5000	1	PASS	ND	
DIAZINON	ppm	0.0060	0.1000	0.2	PASS	ND	
DICHLORVOS (DDVP)	ppm	0.0010	0.0500	0.1	PASS	ND	
DIMETHOATE	ppm	0.0060	0.1000	0.2	PASS	ND	
ETHOPROPHOS	ppm	0.0040	0.1000	0.2	PASS	ND	
ETOFENPROX	ppm	0.0060	0.2000	0.4	PASS	ND	
ETOXAZOLE	ppm	0.0040	0.1000	0.2	PASS	ND	
FENOXYCARB	ppm	0.0050	0.1000	0.2	PASS	ND	
FENPYROXIMATE	ppm	0.0040	0.2000	0.4	PASS	ND	
FIPRONIL	ppm	0.0060	0.2000	0.4	PASS	ND	
FLONICAMID	ppm	0.0090	0.5000	1	PASS	ND	
FLUDIOXONIL	ppm	0.0060	0.2000	0.4	PASS	ND	
HEXYTHIAZOX	ppm	0.0050	0.5000	1	PASS	ND	V1
IMAZALIL	ppm	0.0110	0.1000	0.2	PASS	ND	
IMIDACLOPRID	ppm	0.0080	0.2000	0.4	PASS	ND	
KRESOXIM-METHYL	ppm	0.0070	0.2000	0.4	PASS	ND	
MALATHION	ppm	0.0070	0.1000	0.2	PASS	ND	
METALAXYL	ppm	0.0040	0.1000	0.2	PASS	ND	
METHIOCARB	ppm	0.0040	0.1000	0.2	PASS	ND	
METHOMYL	ppm	0.0050	0.2000	0.4	PASS	ND	
MYCLOBUTANIL	ppm	0.0100	0.1000	0.2	PASS	ND	V1
NALED	ppm	0.0070	0.2500	0.5	PASS	ND	
OXAMYL	ppm	0.0080	0.5000	1	PASS	ND	
PACLOBUTRAZOL	ppm	0.0050	0.2000	0.4	PASS	ND	
TOTAL PERMETHRINS	ppm	0.0030	0.1000	0.2	PASS	ND	V1, L1
PHOSMET	ppm	0.0100	0.1000	0.2	PASS	ND	
PIPERONYL BUTOXIDE	ppm	0.0050	1.0000	2	PASS	ND	
PRALLETHRIN	ppm	0.0130	0.1000	0.2	PASS	ND	V1, L1
PROPICONAZOLE	ppm	0.0050	0.2000	0.4	PASS	ND	L1
PROPOXUR	ppm	0.0050	0.1000	0.2	PASS	ND	
TOTAL PYRETHRINS	ppm	0.0010	0.5000	1	PASS	ND	V1
PYRIDABEN	ppm	0.0040	0.1000	0.2	PASS	ND	
TOTAL SPINOSAD	ppm	0.0060	0.1000	0.2	PASS	ND	
SPIROMESIFEN	ppm	0.0080	0.1000	0.2	PASS	ND	
SPIROTETRAMAT	ppm	0.0060	0.1000	0.2	PASS	ND	
SPIROXAMINE	ppm	0.0040	0.2000	0.4	PASS	ND	
TEBUCONAZOLE	ppm	0.0040	0.2000	0.4	PASS	ND	
THIACLOPRID	ppm	0.0060	0.1000	0.2	PASS	ND	
THIAMETHOXAM	ppm	0.0060	0.1000	0.2	PASS	ND	
TRIFLOXYSTROBIN	ppm	0.0060	0.1000	0.2	PASS	ND	

This Kaycha Labs Certification shall not be reproduced, unless in its entirety, without written approval from Kaycha Labs. The results relate only to the material or product analyzed. ND=Not Detected, ppm=Parts Per Million, ppb=Parts Per Billion, RSD=Relative Standard Deviation. Limit of Detection (LOD) and Limit Of Quantitation (LOQ) are terms used to describe the smallest concentration that can be detected and reliably measured by an analytical procedure, respectively. Action Levels are State-determined thresholds based on the action limits published in Table 3.1 of 9 A.A.C. 17 and 9 A.A.C. 18. The Measurement of Uncertainty (MU) error is available from the lab upon request. The "Decision Rule" for pass/fail does not include the MU. Any calculated totals may contain rounding errors. Testing results were obtained according to requirements stated in QMS.100.010.AZ Quality Manual.

Ariel Casey
 Lab Director

State License #
 0000024LCMD66604568
 ISO 17025 Accreditation #
 97164



Signature
 05/18/26
 Laboratory License #:
 0000024LCMD66604568



Certificate of Analysis

Arizona Cannabis Society


8376 N El Mirage Rd #2
 El Mirage, AZ, 85335, US
 License #: 00000042ESJB38310180

Sample: TE60512008-006

Batch #: 302
 Harvest/Lot ID: 9132 8101 4660

Ordered: 05/12/26
 Sampled: 05/12/26
 Completed: 05/18/26

PASSED



Pesticide

PASSED

ANALYTES	UNIT	LOD	LOQ	LIMIT	PASS/FAIL	RESULT	QUALIFIER
CHLORFENAPYR	ppm	0.0270	0.5000	1	PASS	ND	V1, L1
CYFLUTHRIN	ppm	0.0150	0.5000	1	PASS	ND	V1, L1

Analyzed by: 410, 272, 603 Weight: 0.9781g Extraction date: 05/13/26 15:23:53 Extracted by: 410

Analysis Method : SOP.T.30.500, SOP.T.30.104.AZ, SOP.T.40.104.AZ
 Analytical Batch : TE014015PES
 Instrument Used : TE-118 - "MS/MS PES/VOL/MYC 1", TE-261 LC - "PES/VOL/MYC 1" Batch Date : 05/12/26 16:25:27
 Analyzed Date : 05/15/26 06:43:14

Dilution : 50
 Reagent : 042726.R04; 022326.R24; 042726.R03; 051226.R23; 050826.R10; 050826.R09; 022426.R12; 050426.R14; 050626.R09
 Consumables : 927.009; 8000038072; 120125CH01; 1010628866; 1011134802; GD250006; 622120-JY
 Pipette : TE-078 SN:RU33650; TE-062 SN:20C50491

Pesticide screening is carried out using LC-MS/MS (Methods: SOP.T.30.500 for sample homogenization, SOP.T.30.104.AZ for sample prep, and SOP.T.40.104.AZ for analysis on ThermoScientific Altis TSQ with Vanquish UHPLC).

Analyzed by: 410, 272, 603 Weight: 0.9781g Extraction date: 05/13/26 15:23:53 Extracted by: 410

Analysis Method : SOP.T.30.500, SOP.T.30.104.AZ, SOP.T.40.154.AZ
 Analytical Batch : TE014034VOL
 Instrument Used : TE-118 "MS/MS Pest/Myco 1", TE-261 "UHPLC - Pest/Myco 1" Batch Date : 05/13/26 17:41:53
 Analyzed Date : 05/15/26 06:46:22

Dilution : 50
 Reagent : 042726.R04; 022326.R24; 042726.R03; 051226.R23; 050826.R10; 050826.R09; 022426.R12; 050426.R14; 050626.R09
 Consumables : 927.009; 8000038072; 120125CH01; 1010628866; 1011134802; GD250006; 622120-JY
 Pipette : TE-078 SN:RU33650; TE-062 SN:20C50491

Chlorfenapyr and Cyfluthrin analysis using LC-MS/MS. (Methods: SOP.T.30.500 for sample homogenization, SOP.T.30.104.AZ for sample prep, and SOP.T.40.104.AZ for analysis on ThermoScientific Altis TSQ with Vanquish UHPLC)



Residual Solvents

PASSED

ANALYTES	UNIT	LOD	LOQ	LIMIT	PASS/FAIL	RESULT	QUALIFIER
BUTANES	ppm	168.2000	2400.0000	5000	PASS	ND	
METHANOL	ppm	87.7000	1440.0000	3000	PASS	ND	V1,L1
PENTANES	ppm	163.9000	2400.0000	5000	PASS	ND	
ETHANOL	ppm	142.2000	2400.0000	5000	PASS	ND	
ETHYL ETHER	ppm	193.1000	2400.0000	5000	PASS	ND	
ACETONE	ppm	37.6000	480.0000	1000	PASS	ND	
2-PROPANOL	ppm	156.2000	2400.0000	5000	PASS	ND	
ACETONITRILE	ppm	12.2000	196.8000	410	PASS	ND	
DICHLOROMETHANE	ppm	22.7000	288.0000	600	PASS	ND	
HEXANES	ppm	8.4000	139.2000	290	PASS	ND	
ETHYL ACETATE	ppm	179.0000	2400.0000	5000	PASS	ND	
CHLOROFORM	ppm	2.4100	28.8000	60	PASS	ND	
BENZENE	ppm	0.1150	1.0000	2	PASS	ND	V1
HEPTANE	ppm	152.8000	2400.0000	5000	PASS	ND	
ISOPROPYL ACETATE	ppm	168.6000	2400.0000	5000	PASS	ND	
TOLUENE	ppm	26.2000	427.2000	890	PASS	ND	V1
XYLENES	ppm	53.2000	1041.6000	2170	PASS	ND	

This Kaycha Labs Certification shall not be reproduced, unless in its entirety, without written approval from Kaycha Labs. The results relate only to the material or product analyzed. ND=Not Detected, ppm=Parts Per Million, ppb=Parts Per Billion, RSD=Relative Standard Deviation. Limit of Detection (LOD) and Limit Of Quantitation (LOQ) are terms used to describe the smallest concentration that can be detected and reliably measured by an analytical procedure, respectively. Action Levels are State-determined thresholds based on the action limits published in Table 3.1 of 9 A.A.C. 17 and 9 A.A.C. 18. The Measurement of Uncertainty (MU) error is available from the lab upon request. The "Decision Rule" for pass/fail does not include the MU. Any calculated totals may contain rounding errors. Testing results were obtained according to requirements stated in QMS.100.010.AZ Quality Manual.

Ariel Casey
 Lab Director

State License #
 0000024LCMD66604568
 ISO 17025 Accreditation #
 97164



Signature
 05/18/26
Laboratory License #:
 0000024LCMD66604568




Certificate of Analysis

Arizona Cannabis Society
 8376 N El Mirage Rd #2
 El Mirage, AZ, 85335, US
 License #: 00000042ESJB38310180

Sample: TE60512008-006
Batch #: 302
Harvest/Lot ID: 9132 8101 4660

Ordered: 05/12/26
Sampled: 05/12/26
Completed: 05/18/26

PASSED




Residual Solvents

PASSED

ANALYTES	UNIT	LOD	LOQ	LIMIT	PASS/FAIL	RESULT	QUALIFIER
Analyzed by: 409, 272, 603	Weight: 0.0227g	Extraction date: 05/14/26 09:00:50		Extracted by: 409			
Analysis Method : SOP.T.40.044.AZ							
Analytical Batch : TE014036SOL							
Instrument Used : TE-095 "MS - Solvents 1"							
Batch Date : 05/14/26 08:58:59							
Analyzed Date : 05/15/26 15:30:36							
Dilution : N/A							
Reagent : N/A							
Consumables : N/A							
Pipette : N/A							

Residual solvents screening is performed using GC-MS which can detect below single digit ppm concentrations. (Method: SOP.T.40.044.AZ for sample prep and analysis via ThermoScientific 1310-series GC equipped with a TriPlus 500 Headspace autosampler and detection carried out by ISQ7000-series mass spectrometer). Butanes are reported as the sum of n-Butane and Isobutane. Pentanes are reported as the sum of n-Pentane, Isopentane, and Neopentane. Hexanes are reported as the sum of n-Hexane, 2-Methylpentane, 3-Methylpentane, 2,2-Dimethylbutane, and 2,3-Dimethylbutane. Xylenes are reported as the sum of Ethyl Benzene, m-Xylene, p-Xylene, and o-Xylene.



Microbial

PASSED

ANALYTES	UNIT	LOD	LOQ	LIMIT	PASS/FAIL	RESULT	QUALIFIER
SALMONELLA SPP.					PASS	Not Detected in 1g	
ASPERGILLUS FLAVUS					PASS	Not Detected in 1g	
ASPERGILLUS FUMIGATUS					PASS	Not Detected in 1g	
ASPERGILLUS NIGER					PASS	Not Detected in 1g	
ASPERGILLUS TERREUS					PASS	Not Detected in 1g	
ESCHERICHIA COLI (REC)	CFU/g	10.0000	10.0000	100	PASS	<LOQ	
Analyzed by: 527, 409, 272, 603	Weight: 0.9887g	Extraction date: 05/13/26 16:49:33		Extracted by: 527			
Analysis Method : SOP.T.40.056B, SOP.T.40.058.FL, SOP.T.40.208, SOP.T.40.209.AZ							
Analytical Batch : TE014024MIC							
Instrument Used : TE-234 "bioMérieux GENE-UP"							
Batch Date : 05/13/26 14:56:40							
Analyzed Date : 05/18/26 09:33:13							
Dilution : 10							
Reagent : N/A							
Consumables : N/A							
Pipette : N/A							

Microbiological screening for bacterial and fungal identification via Polymerase Chain Reaction (PCR) methods consisting of sample DNA amplified via tandem PCR as a crude lysate without purification. (Methods: SOP.T.40.058.AZ for sample prep and screening for Salmonella and Aspergillus sp. via BioMérieux GENE-UP RT-PCR and SOP.T.40.209.AZ for quantitative plating of E. coli on 3M Rapid E. coli Petrifilm.



Mycotoxins

PASSED

ANALYTES	UNIT	LOD	LOQ	LIMIT	PASS/FAIL	RESULT	QUALIFIER
TOTAL AFLATOXINS	ppb	3.0300	10.0000	20	PASS	ND	
AFLATOXIN B1	ppb	3.0300	10.0000	20	PASS	ND	
AFLATOXIN B2	ppb	3.0300	10.0000	20	PASS	ND	
AFLATOXIN G1	ppb	3.0300	10.0000	20	PASS	ND	
AFLATOXIN G2	ppb	3.0300	10.0000	20	PASS	ND	
OCHRATOXIN A	ppb	3.0300	10.0000	20	PASS	ND	

This Kaycha Labs Certification shall not be reproduced, unless in its entirety, without written approval from Kaycha Labs. The results relate only to the material or product analyzed. ND=Not Detected, ppm=Parts Per Million, ppb=Parts Per Billion, RSD=Relative Standard Deviation. Limit of Detection (LOD) and Limit Of Quantitation (LOQ) are terms used to describe the smallest concentration that can be detected and reliably measured by an analytical procedure, respectively. Action Levels are State-determined thresholds based on the action limits published in Table 3.1 of 9 A.A.C. 17 and 9 A.A.C. 18. The Measurement of Uncertainty (MU) error is available from the lab upon request. The "Decision Rule" for pass/fail does not include the MU. Any calculated totals may contain rounding errors. Testing results were obtained according to requirements stated in QMS.100.010.AZ Quality Manual.

Ariel Casey
 Lab Director

State License #
 0000024LCMD66604568
 ISO 17025 Accreditation #
 97164



Signature
 05/18/26
Laboratory License #:
 0000024LCMD66604568



Certificate of Analysis

Arizona Cannabis Society
8376 N El Mirage Rd #2
El Mirage, AZ, 85335, US
License # : 00000042ESJB38310180

Sample: TE60512008-006
Batch #: 302
Harvest/Lot ID: 9132 8101 4660

Ordered: 05/12/26
Sampled: 05/12/26
Completed: 05/18/26

PASSED



Mycotoxins

PASSED

ANALYTES	UNIT	LOD	LOQ	LIMIT	PASS/FAIL	RESULT	QUALIFIER
Analyzed by: 410, 272, 603 Weight: 0.9781g Extraction date: 05/13/26 15:23:53 Extracted by: 410 Analysis Method : SOP.T.30.500, SOP.T.30.104.AZ, SOP.T.40.104.AZ Analytical Batch : TE014035MYC Instrument Used : TE-118 "MS/MS Pest/Myco 1", TE-261 "UHPLC - Pest/Myco 1" Batch Date : 05/13/26 17:42:23 Analyzed Date : 05/15/26 06:44:45 Dilution : 50 Reagent : 042726.R04; 022326.R24; 042726.R03; 051226.R23; 050826.R10; 050826.R09; 022426.R12; 050426.R14; 050626.R09 Consumables : 927.009; 8000038072; 120125CH01; 1010628866; 1011134802; GD250006; 622120-JY Pipette : TE-078 SN:RU33650; TE-062 SN:20C50491 <small>Aflatoxins B1, B2, G1, G2, and Ochratoxin A analysis using LC-MS/MS. (Methods: SOP.T.30.500 for sample homogenization, SOP.T.30.104.AZ for sample prep, and SOP.T.40.104.AZ for analysis on ThermoScientific Altis TSQ with Vanquish UHPLC). Total Aflatoxins (sum of Aflatoxins B1, B2, G1, G2) must be <20µg/kg. Ochratoxin must be <20µg/kg.</small>							



Heavy Metals

PASSED

ANALYTES	UNIT	LOD	LOQ	LIMIT	PASS/FAIL	RESULT	QUALIFIER
ARSENIC	ppm	0.0660	0.2000	0.4	PASS	ND	
CADMIUM	ppm	0.0660	0.2000	0.4	PASS	ND	
LEAD	ppm	0.1660	0.5000	1	PASS	ND	
MERCURY	ppm	0.0333	0.1000	0.2	PASS	ND	
Analyzed by: 445, 272, 603 Weight: 0.2094g Extraction date: 05/14/26 10:20:12 Extracted by: 445 Analysis Method : SOP.T.30.500, SOP.T.30.084.AZ, SOP.T.40.084.AZ Analytical Batch : TE014023HEA Instrument Used : TE-307 "Ted" Batch Date : 05/13/26 14:56:07 Analyzed Date : 05/14/26 16:49:17 Dilution : 50 Reagent : 020626.06; 051326.R16; 051326.R06; 051226.R12; 111125.06; 050826.01; 090222.04 Consumables : H109203-1; 120125CH01; 250925-6306-F; 1010435125; GD250003 Pipette : TE-063 SN:20C50490 (20-200uL); TE-110 SN:20B18338 (100-1000uL); TE-169 SN: 20B16352 (Nitric Acid) <small>Heavy Metals screening is performed using ICP-MS (Inductively Coupled Plasma - Mass Spectrometer) which can screen down to below single digit ppb concentrations for regulated heavy metals. (Methods: SOP.T.30.500 for sample homogenization, SOP.T.30.084.AZ for sample prep by microwave digestion, and SOP.T.40.084.AZ for analysis by ThermoScientific iCAP RQ ICP-MS).</small>							

CONFIDENT CANNABIS QR

* Confident Cannabis sample ID: 2605KLAZ0613.3050



This Kaycha Labs Certification shall not be reproduced, unless in its entirety, without written approval from Kaycha Labs. The results relate only to the material or product analyzed. ND=Not Detected, ppm=Parts Per Million, ppb=Parts Per Billion, RSD=Relative Standard Deviation. Limit of Detection (LOD) and Limit Of Quantitation (LOQ) are terms used to describe the smallest concentration that can be detected and reliably measured by an analytical procedure, respectively. Action Levels are State-determined thresholds based on the action limits published in Table 3.1 of 9 A.A.C. 17 and 9 A.A.C. 18. The Measurement of Uncertainty (MU) error is available from the lab upon request. The "Decision Rule" for pass/fail does not include the MU. Any calculated totals may contain rounding errors. Testing results were obtained according to requirements stated in QMS.100.010.AZ Quality Manual.

Ariel Casey
Lab Director

State License #
0000024LCMD66604568
ISO 17025 Accreditation #
97164



Signature
05/18/26
Laboratory License #:
0000024LCMD66604568