


SAMPLE DETAILS

OVERALL BATCH RESULT:  PASS

SAMPLE NAME: Legends CR AS Motor Breath #15

Concentrate, Inhalable, motor breath #15

CLIENT

Business Name: Arizona Cannabis
Society | El Mirage

License Number: 00000042ESJB38310180

Address: 8376 N El Mirage Rd #2
El Mirage AZ 85335

SAMPLE DETAIL

Batch Number: 178

Sample ID: 250703M020

Lot#: 388973692997

Manufacture Date:

Harvest Date: 04/01/2025

Date Collected: 07/03/2025 11:41 a.m.

Date Received: 07/03/2025 12:37 p.m.

Batch Size:

Sample Size: 79.253 grams

Unit Mass:

Serving Size:

Scan QR code to verify
authenticity of results.

CANNABINOID ANALYSIS - SUMMARY





Sum of Cannabinoids: **84.93%** (Q3)Total Cannabinoids: **74.89%** (Q3)Total THC: **74.89%**

Total CBD: ND



Sum of Cannabinoids = Δ^9 -THC + THCa + CBD + CBDa + CBG + CBC + Δ^8 -THC + CBN
Total Cannabinoids = (Δ^9 -THC + 0.877*THCa) + (CBD + 0.877*CBDa) + CBG + CBC + Δ^8 -THC + CBN
Total THC/CBD is calculated using the following formulas to take into account the loss of a carboxyl group during the decarboxylation step:
Total THC = Δ^9 -THC + (THCa (0.877))
Total CBD = CBD + (CBDa (0.877))

TERPENOID ANALYSIS - SUMMARY

36 TESTED, TOP 3 HIGHLIGHTED

Total Terpenoids: **3.335%** (Q3)
 **β -Caryophyllene 9.45 mg/g (V1,Q3)**  **d-Limonene 4.85 mg/g (Q3)**  **α -Humulene 3.38 mg/g (Q3)**

SAFETY ANALYSIS - SUMMARY

Pesticides:  PASSMycotoxins:  PASSResidual Solvents:  PASSHeavy Metals:  PASSMicrobiology:  PASSMicrobiology (Plating):  PASS

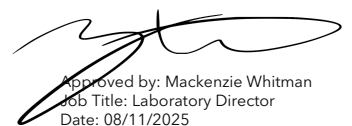

These results relate only to the sample included on this report.

This report shall not be reproduced, except in full, without written approval of the laboratory.

Sample Certification: Testing results were obtained according to requirements in the quality assurance plan in R9-17-404.05, in the applicable standard operating procedure, and in R9-17-404.03 or R9-17-404.04. Results marked as 'Pass' or 'Fail' are done so in reference to R9-17: Arizona Administrative Code (A.A.C.) Title 9, Chapter 17.

Decision Rule: Statements of conformity (e.g. Pass/Fail) to specifications are made in this report without taking measurement uncertainty into account. Where statements of conformity are made in this report, the following decision rules are applied: PASS - Results within limits/specifications, FAIL - Results exceed limits/specifications.

References: limit of detection (LOD), limit of quantification (LOQ), not detected (ND), not tested (NT), $\mu\text{g/g}$ = ppm, $\mu\text{g/kg}$ = ppb, too numerous to count >250 cfu/plate (TNTC), colony-forming unit (cfu)


Approved by: Mackenzie Whitman
Job Title: Laboratory Director
Date: 08/11/2025

Amendment to Certificate of Analysis 250703M020-001


***CANNABINOID TEST RESULTS - 07/08/2025**

Tested by high-performance liquid chromatography with diode-array detection (HPLC-DAD). **Method:** (SOP-CHEM-003)

TOTAL CANNABINOIDS: 74.89% (Q3)

Total Cannabinoids (Total THC) + (Total CBD) +
CBG + CBC + Δ⁹-THC + CBN

TOTAL THC: 74.89%

Total THC (Δ⁹-THC+0.877*THCa)

TOTAL CBD: ND

Total CBD (CBD+0.877*CBDA)

COMPOUND	LOD/LOQ (mg/g)	QUALIFIERS	RESULT (mg/g)	RESULT (%)
THCa	3.1 / 15.2		816.3	81.63
Δ ⁹ -THC	2.8 / 15.2		33.0	3.30
CBD	3.8 / 15.2		ND	ND
CBDA	2.4 / 15.2		ND	ND
CBG	1.6 / 15.2		ND	ND
CBN	2.3 / 15.2		ND	ND
CBC	2.8 / 15.2		ND	ND
SUM OF CANNABINOIDS (Q3)			849.3 mg/g	84.93%

***Amendment Note:** Delta-8-THC removed from cannabinoid results per client request on 07/24/2025.

TERPENOID TEST RESULTS - 07/08/2025

Terpene analysis utilizing gas chromatography-flame ionization detection (GC-FID).

COMPOUND	LOD/LOQ (mg/g)	QUALIFIERS	RESULT (mg/g)	RESULT (%)
β-Caryophyllene	0.02 / 0.18	V1,Q3	9.45	0.945
d-Limonene	0.05 / 0.18	Q3	4.85	0.485
α-Humulene	0.02 / 0.18	Q3	3.38	0.338
Linalool	0.06 / 0.18	Q3	3.03	0.303
Myrcene	0.05 / 0.18	Q3	2.96	0.296
Fenchol	0.04 / 0.18	Q3	2.33	0.233
α-Terpineol	0.03 / 0.18	Q3	2.09	0.209
α-Bisabolol	0.03 / 0.18	Q3	1.42	0.142
β-Pinene	0.04 / 0.18	Q3	0.88	0.088
Borneol	0.09 / 0.27	Q3	0.60	0.060
trans-Nerolidol	0.02 / 0.18	Q3	0.49	0.049
α-Pinene	0.04 / 0.18	Q3	0.48	0.048
Cedrol	0.02 / 0.18	Q3	0.32	0.032
trans-β-Farnesene	0.03 / 0.18	Q3	0.29	0.029
Camphene	0.08 / 0.24	Q3	0.28	0.028
Terpinolene	0.04 / 0.18	Q3	0.28	0.028
Guaiol	0.03 / 0.18	V1,Q3	0.22	0.022

TERPENOID TEST RESULTS - 07/08/2025 continued

COMPOUND	LOD/LOQ (mg/g)	QUALIFIERS	RESULT (mg/g)	RESULT (%)
α-Cedrene	0.03 / 0.18	Q3	ND	ND
α-Phellandrene	0.02 / 0.18	Q3	ND	ND
α-Terpinene	0.06 / 0.18	Q3	ND	ND
β-Ocimene	0.03 / 0.18	Q3	ND	ND
Caryophyllene Oxide	0.01 / 0.18	Q3	ND	ND
Citronellol	0.14 / 0.42	Q3	ND	ND
δ-3-Carene	0.05 / 0.18	Q3	ND	ND
Eucalyptol	0.06 / 0.18	Q3	ND	ND
Fenchone	0.04 / 0.18	Q3	ND	ND
γ-Terpinene	0.05 / 0.18	V1,Q3	ND	ND
γ-Terpineol	0.05 / 0.18	V1,Q3	ND	ND
Geraniol	0.17 / 0.53	Q3	ND	ND
Geranyl Acetate	0.03 / 0.18	Q3	ND	ND
Isopulegol	0.06 / 0.18	Q3	ND	ND
Nerol	0.13 / 0.41	Q3	ND	ND
p-Cymene	0.03 / 0.18	Q3	ND	ND
Pulegone	0.05 / 0.18	Q3	ND	ND
Sabinene	0.03 / 0.18	Q3	ND	ND
Sabinene Hydrate	0.05 / 0.18	Q3	ND	ND
TOTAL TERPENOIDS (Q3)			33.35 mg/g	3.335%

PESTICIDE TEST RESULTS - 07/08/2025 ✓ PASS

Pesticide and plant growth regulator analysis utilizing high-performance liquid chromatography-mass spectrometry (HPLC-MS/MS). **Method:** (SOP-CHEM-013)

COMPOUND	LOD/LOQ (µg/g)	ACTION LIMIT (µg/g)	QUALIFIERS	RESULT (µg/g)	RESULT
Abamectin	0.032 / 0.121	0.5		ND	PASS
Acephate	0.014 / 0.101	0.4		ND	PASS
Acetamiprid	0.007 / 0.051	0.2		ND	PASS
Aldicarb	0.015 / 0.101	0.4		ND	PASS
Azoxystrobin	0.011 / 0.051	0.2		ND	PASS
Bifenazate	0.017 / 0.051	0.2		ND	PASS
Bifenthrin	0.017 / 0.051	0.2	V1	ND	PASS
Boscalid	0.021 / 0.202	0.4	V1	ND	PASS
Carbaryl	0.007 / 0.051	0.2		ND	PASS
Carbofuran	0.008 / 0.051	0.2		ND	PASS
Chlorantraniliprole	0.013 / 0.101	0.2	V1	ND	PASS
Chlorfenapyr	0.133 / 0.506	1		ND	PASS
Chlorpyrifos	0.009 / 0.051	0.2		ND	PASS
Clofentezine	0.010 / 0.051	0.2		ND	PASS
Cyfluthrin	0.060 / 0.253	1	V1	ND	PASS

Continued on next page



PESTICIDE TEST RESULTS - 07/08/2025 continued

COMPOUND	LOD/LOQ (µg/g)	ACTION LIMIT (µg/g)	QUALIFIERS	RESULT (µg/g)	RESULT
Cypermethrin	0.065 / 0.253	1	V1	ND	PASS
Daminozide	0.059 / 0.253	1		ND	PASS
Diazinon	0.009 / 0.051	0.2		ND	PASS
Dichlorvos (DDVP)	0.006 / 0.025	0.1		ND	PASS
Dimethoate	0.011 / 0.051	0.2		ND	PASS
Ethoprophos	0.009 / 0.051	0.2		ND	PASS
Etofenprox	0.025 / 0.101	0.4		ND	PASS
Etoxazole	0.008 / 0.051	0.2		ND	PASS
Fenoxycarb	0.010 / 0.051	0.2		ND	PASS
Fenpyroximate	0.019 / 0.101	0.4		ND	PASS
Fipronil	0.038 / 0.101	0.4	V1	ND	PASS
Flonicamid	0.028 / 0.253	1		ND	PASS
Fludioxonil	0.014 / 0.101	0.4		ND	PASS
Hexythiazox	0.052 / 0.253	1		ND	PASS
Imazalil	0.013 / 0.051	0.2		ND	PASS
Imidacloprid	0.022 / 0.101	0.4		ND	PASS
Kresoxim-methyl	0.019 / 0.101	0.4		ND	PASS
Malathion	0.016 / 0.051	0.2		ND	PASS
Metalaxyl	0.011 / 0.051	0.2		ND	PASS
Methiocarb	0.015 / 0.051	0.2		ND	PASS
Methomyl	0.013 / 0.101	0.4		ND	PASS
Myclobutanil	0.013 / 0.051	0.2	I1,V1	ND	PASS
Naled	0.032 / 0.126	0.5		ND	PASS
Oxamyl	0.041 / 0.253	1		ND	PASS
Paclobutrazol	0.023 / 0.101	0.4		ND	PASS
Permethrins	0.012 / 0.051	0.2	V1	ND	PASS
Phosmet	0.014 / 0.051	0.2		ND	PASS
Piperonyl Butoxide	0.092 / 0.506	2		ND	PASS
Prallethrin	0.007 / 0.051	0.2		ND	PASS
Propiconazole	0.020 / 0.101	0.4		ND	PASS
Propoxur	0.007 / 0.051	0.2		ND	PASS
Pyrethrins	0.022 / 0.141	1	V1	ND	PASS
Pyridaben	0.010 / 0.051	0.2		ND	PASS
Spinosad	0.008 / 0.039	0.2		ND	PASS
Spiromesifen	0.011 / 0.051	0.2		ND	PASS
Spirotetramat	0.009 / 0.051	0.2	V1	ND	PASS
Spiroxamine	0.018 / 0.101	0.4		ND	PASS
Tebuconazole	0.024 / 0.101	0.4	V1	ND	PASS
Thiacloprid	0.010 / 0.051	0.2		ND	PASS
Thiamethoxam	0.006 / 0.051	0.2		ND	PASS
Trifloxystrobin	0.013 / 0.051	0.2		ND	PASS

MYCOTOXIN TEST RESULTS - 07/08/2025 ✓ PASS

Mycotoxin analysis utilizing high-performance liquid chromatography-mass spectrometry (HPLC-MS/MS). Method: (SOP-CHEM-013)

COMPOUND	LOD/LOQ (µg/kg)	ACTION LIMIT (µg/kg)	QUALIFIERS	RESULT (µg/kg)	RESULT
Aflatoxin B1	1.32 / 5.06		V1	ND	
Aflatoxin B2	2.73 / 5.06		I1,V1	ND	
Aflatoxin G1	2.33 / 5.06		I1,V1	ND	
Aflatoxin G2	2.33 / 5.06		V1	ND	
Ochratoxin A	4.55 / 10.12	20	V1	ND	PASS
Total Aflatoxin		20		ND	PASS

RESIDUAL SOLVENTS TEST RESULTS - 07/08/2025 ✓ PASS

Residual Solvent analysis utilizing gas chromatography-mass spectrometry (GC-MS). Method: (SOP-CHEM-005)

Total Butanes = n-Butane + 2-Methylpropane (Isobutane)
Total Pentanes = n-Pentane + 2-Methylbutane (Isopentane) + 2,2-Dimethylpropane (Neopentane)
Total Hexanes = n-Hexane + 2,2-Dimethylbutane (Neohexane) + 2,3-Dimethylbutane / 2-Methylpentane (Isohexane) + 3-Methylpentane
Total Xylenes = 1,2-Dimethylbenzene (o-Xylene) + 1,3-Dimethylbenzene (m-Xylene) / 1,4-Dimethylbenzene (p-Xylene) + Ethylbenzene

COMPOUND	LOD/LOQ (µg/g)	ACTION LIMIT (µg/g)	QUALIFIERS	RESULT (µg/g)	RESULT
2-Methylpropane (Isobutane)	164.5 / 531.9		L1,V1	ND	
n-Butane	137.3 / 531.9		L1,V1	ND	
Total Butanes		5000		ND	PASS
2-Methylbutane (Isopentane)	137.6 / 531.9			ND	
2,2-Dimethylpropane (Neopentane)	132.3 / 531.9		L1,V1	ND	
n-Pentane	175.9 / 531.9		L1,V1	ND	
Total Pentanes		5000		ND	PASS
2,2-Dimethylbutane (Neohexane)	8.1 / 34.0		L1,V1	ND	
2,3-Dimethylbutane / 2-Methylpentane (Isohexane)	15.1 / 68.1			ND	
3-Methylpentane	8.5 / 34.0		L1,V1	ND	
n-Hexane	9.1 / 34.0		L1,V1	ND	
Total Hexanes		290		ND	PASS
n-Heptane	208.5 / 531.9	5000		ND	PASS
Benzene	0.170 / 0.851	2	I1	ND	PASS
Toluene	24.1 / 97.9	890		ND	PASS
1,3-Dimethylbenzene (m-Xylene) / 1,4-Dimethylbenzene (p-Xylene)	192.7 / 468.1			ND	
1,2-Dimethylbenzene (o-Xylene)	112.0 / 234.0			ND	
Ethylbenzene	100.1 / 234.0			ND	
Total Xylenes		2170		ND	PASS
Methanol	71.1 / 319.1	3000	L1	ND	PASS
Ethanol	109.4 / 531.9	5000		ND	PASS

Continued on next page



RESIDUAL SOLVENTS TEST RESULTS - 07/08/2025 *continued*

COMPOUND	LOD/LOQ (µg/g)	ACTION LIMIT (µg/g)	QUALIFIERS	RESULT (µg/g)	RESULT
2-Propanol (Isopropyl Alcohol)	133.8 / 531.9	5000		ND	PASS
Acetone	20.3 / 106.4	1000		ND	PASS
Ethyl Ether	130.8 / 531.9	5000		ND	PASS
Ethyl Acetate	120.3 / 531.9	5000		ND	PASS
Isopropyl Acetate	133.8 / 531.9	5000		ND	PASS
Chloroform	3.83 / 12.77	60		ND	PASS
Dichloromethane (Methylene Chloride)	13.8 / 63.8	600		ND	PASS
Acetonitrile	8.2 / 42.6	410		ND	PASS

HEAVY METALS TEST RESULTS - 07/09/2025 PASS

Heavy metal analysis utilizing inductively coupled plasma-mass spectrometry (ICP-MS). **Method:** (SOP-CHEM-008)

COMPOUND	LOD/LOQ (µg/g)	ACTION LIMIT (µg/g)	QUALIFIERS	RESULT (µg/g)	RESULT
Arsenic	0.01 / 0.10	0.4		ND	PASS
Cadmium	0.01 / 0.10	0.4		ND	PASS
Lead	0.02 / 0.40	1		ND	PASS
Mercury	0.01 / 0.04	0.2		ND	PASS

MICROBIOLOGY TEST RESULTS - 07/09/2025 PASS

Analysis conducted by polymerase chain reaction (PCR) and fluorescence detection of microbiological contaminants. **Method:** (SOP-MICRO-017)

COMPOUND	QUALIFIERS	RESULT	RESULT
<i>Aspergillus flavus</i>		Not Detected in 1 gram	PASS
<i>Aspergillus fumigatus</i>		Not Detected in 1 gram	PASS
<i>Aspergillus niger</i>		Not Detected in 1 gram	PASS
<i>Aspergillus terreus</i>		Not Detected in 1 gram	PASS
<i>Salmonella</i> spp.		Not Detected in 1 gram	PASS

MICROBIOLOGY TEST RESULTS - 07/09/2025 PASS

Analysis conducted by 3M™ Petrifilm™. **Method:** (SOP-MICRO-010)

COMPOUND	LOQ (cfu/g)	ACTION LIMIT (cfu/g)	QUALIFIERS	RESULT (cfu/g)	RESULT
<i>Escherichia coli</i>	10	100		<10	PASS



Notes and Definitions

Item	Definition
L1	When testing for pesticides, fungicides, growth regulators, mycotoxins, heavy metals, or residual solvents, the percent recovery of a laboratory controlsample is greater than the acceptance limits, but the sample's target analytes were not detected above the maximum allowable concentrations for the analytes in the sample.
I1	The relative intensity of a characteristic ion in a sample analyte exceeded the acceptance criteria with respect to the reference spectra, indicating interference.
V1	The recovery from initial or continuing calibration verification standards is greater than the acceptance limits, but the sample's target analytes were not detected above the maximum allowable concentrations for the analytes in the sample.
Q3	Testing result is for informational purposes only and cannot be used to satisfy dispensary testing requirements in R9-17-317.01(A) or labeling requirements in R9-17-317. Testing result is not accredited under ISO 17025.
Notes	