


***SAMPLE DETAILS**

OVERALL BATCH RESULT:  **PASS**
SAMPLE NAME: Myers Lemon x Guava Tarts

Pre-Roll Cannabis, Inhalable, Myers Lemon

CLIENT
Business Name: Century Market

License Number: 00000129ESRG43839179

Address: 700 N Dean St
Chandler AZ 85226

SAMPLE DETAIL
Batch Number: GE-HHLG-080425

Sample ID: 250805K003


Lot#:
Manufacture Date: 08/04/2025

Harvest Date: 03/25/2025

Date Collected: 08/05/2025 9:28 a.m.

Date Received: 08/05/2025 10:57 a.m.

Batch Size:
Sample Size: 25.608 grams

Unit Mass:
Serving Size:

Scan QR code to verify
authenticity of results.

***Amendment Note:** Manufacture date added and harvest date updated from 07/04/2025 per client request on 08/11/2025.

CANNABINOID ANALYSIS - SUMMARY
Sum of Cannabinoids: **35.39%** (Q3,D1)


Total Cannabinoids: **31.20%** (Q3,D1)

Total THC: **31.20%** (D1)

Total CBD: ND

Sum of Cannabinoids = Δ^9 -THC + THCa + CBD + CBDa + CBG + CBC + Δ^8 -THC + CBN
Total Cannabinoids = $(\Delta^9$ -THC + 0.877*THCa) + (CBD + 0.877*CBDa) + CBG + CBC + Δ^8 -THC + CBN
Total THC/CBD is calculated using the following formulas to take into account the loss of a carboxyl group during the decarboxylation step:
Total THC = Δ^9 -THC + (THCa (0.877))
Total CBD = CBD + (CBDa (0.877))

SAFETY ANALYSIS - SUMMARY

Pesticides:  **PASS**

Mycotoxins:  **PASS**

Residual Solvents:  **PASS**

Heavy Metals:  **PASS**

Microbiology:  **PASS**


Microbiology (Plating):  **PASS**

These results relate only to the sample included on this report.

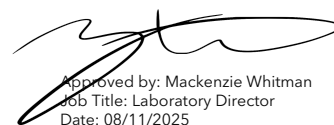
This report shall not be reproduced, except in full, without written approval of the laboratory.

Sample Certification: Testing results were obtained according to requirements in the quality assurance plan in R9-17-404.05, in the applicable standard operating procedure, and in R9-17-404.03 or R9-17-404.04. Results marked as 'Pass' or 'Fail' are done so in reference to R9-17: Arizona Administrative Code (A.A.C.) Title 9, Chapter 17.

Decision Rule: Statements of conformity (e.g. Pass/Fail) to specifications are made in this report without taking measurement uncertainty into account. Where statements of conformity are made in this report, the following decision rules are applied: PASS - Results within limits/specifications, FAIL - Results exceed limits/specifications.

References: limit of detection (LOD), limit of quantification (LOQ), not detected (ND), not tested (NT), $\mu\text{g/g}$ = ppm, $\mu\text{g/kg}$ = ppb, too numerous to count >250 cfu/plate (TNTC), colony-forming unit (cfu)


Accreditation #96186


Approved by: Mackenzie Whitman
Job Title: Laboratory Director
Date: 08/11/2025

Amendment to Certificate of Analysis 250805K003-002



CANNABINOID TEST RESULTS - 08/07/2025

Tested by high-performance liquid chromatography with diode-array detection (HPLC-DAD). **Method:** (SOP-CHEM-003)

TOTAL CANNABINOIDS: 31.20% (Q3,D1)

Total Cannabinoids (Total THC) + (Total CBD) + CBG + CBC + Δ⁸-THC + CBN

TOTAL THC: 31.20% (D1)

Total THC (Δ⁹-THC+0.877*THCa)

TOTAL CBD: ND

Total CBD (CBD+0.877*CBDA)

| COMPOUND | LOD/LOQ (mg/g) | QUALIFIERS | RESULT (mg/g) | RESULT (%) |
|-----------------------------|----------------|------------|---------------|------------|
| THCa | 1.2 / 6.0 | D1 | 340.7 | 34.07 |
| Δ ⁹ -THC | 0.8 / 4.2 | | 13.2 | 1.32 |
| CBG | 0.4 / 4.2 | | <LOQ | <LOQ |
| Δ ⁸ -THC | 0.9 / 4.2 | | ND | ND |
| CBD | 1.1 / 4.2 | | ND | ND |
| CBDA | 0.7 / 4.2 | | ND | ND |
| CBN | 0.7 / 4.2 | | ND | ND |
| CBC | 0.8 / 4.2 | | ND | ND |
| SUM OF CANNABINOIDS (Q3,D1) | | | 353.9 mg/g | 35.39% |

PESTICIDE TEST RESULTS - 08/07/2025 ✓ PASS

Pesticide and plant growth regulator analysis utilizing high-performance liquid chromatography-mass spectrometry (HPLC-MS/MS). **Method:** (SOP-CHEM-006)

| COMPOUND | LOD/LOQ (µg/g) | ACTION LIMIT (µg/g) | QUALIFIERS | RESULT (µg/g) | RESULT |
|--------------------------|----------------|---------------------|------------|---------------|--------|
| Abamectin | 0.083 / 0.108 | 0.5 | L1,V1 | ND | PASS |
| Acephate | 0.022 / 0.090 | 0.4 | V1 | ND | PASS |
| Acetamiprid | 0.016 / 0.045 | 0.2 | | ND | PASS |
| Aldicarb | 0.044 / 0.090 | 0.4 | L1,V1 | ND | PASS |
| Azoxystrobin | 0.012 / 0.045 | 0.2 | | ND | PASS |
| Bifenazate | 0.022 / 0.045 | 0.2 | | ND | PASS |
| Bifenthrin | 0.017 / 0.045 | 0.2 | | ND | PASS |
| Boscalid | 0.066 / 0.090 | 0.4 | | ND | PASS |
| Carbaryl | 0.022 / 0.045 | 0.2 | L1,V1 | ND | PASS |
| Carbofuran | 0.012 / 0.045 | 0.2 | | ND | PASS |
| Chlorantranilip- role | 0.027 / 0.045 | 0.2 | V1 | ND | PASS |
| Chlorfenapyr | 0.327 / 0.451 | 1 | L1,V1 | ND | PASS |
| Chlorpyrifos | 0.025 / 0.045 | 0.2 | L1 | ND | PASS |
| Clofentezine | 0.011 / 0.045 | 0.2 | | ND | PASS |
| Cyfluthrin | 0.230 / 0.451 | 1 | V1 | ND | PASS |
| Cypermethrin | 0.092 / 0.226 | 1 | | ND | PASS |
| Daminozide | 0.061 / 0.451 | 1 | L1,V1 | ND | PASS |

PESTICIDE TEST RESULTS - 08/07/2025 continued

| COMPOUND | LOD/LOQ (µg/g) | ACTION LIMIT (µg/g) | QUALIFIERS | RESULT (µg/g) | RESULT |
|--------------------|----------------|---------------------|------------|---------------|--------|
| Diazinon | 0.013 / 0.045 | 0.2 | | ND | PASS |
| Dichlorvos (DDVP) | 0.012 / 0.045 | 0.1 | | ND | PASS |
| Dimethoate | 0.014 / 0.045 | 0.2 | V1 | ND | PASS |
| Ethoprophos | 0.015 / 0.045 | 0.2 | | ND | PASS |
| Etofenprox | 0.028 / 0.090 | 0.4 | V1 | ND | PASS |
| Etoazole | 0.015 / 0.045 | 0.2 | | ND | PASS |
| Fenoxycarb | 0.015 / 0.045 | 0.2 | | ND | PASS |
| Fenpyroximate | 0.036 / 0.090 | 0.4 | | ND | PASS |
| Fipronil | 0.061 / 0.090 | 0.4 | V1 | ND | PASS |
| Flonicamid | 0.063 / 0.226 | 1 | V1 | ND | PASS |
| Fludioxonil | 0.045 / 0.090 | 0.4 | | ND | PASS |
| Hexythiazox | 0.074 / 0.226 | 1 | | ND | PASS |
| Imazalil | 0.018 / 0.045 | 0.2 | | ND | PASS |
| Imidacloprid | 0.039 / 0.090 | 0.4 | L1,V1 | ND | PASS |
| Kresoxim-methyl | 0.039 / 0.090 | 0.4 | | ND | PASS |
| Malathion | 0.048 / 0.045 | 0.2 | | ND | PASS |
| Metalaxyl | 0.015 / 0.045 | 0.2 | | ND | PASS |
| Methiocarb | 0.036 / 0.045 | 0.2 | | ND | PASS |
| Methomyl | 0.023 / 0.090 | 0.4 | | ND | PASS |
| Myclobutanil | 0.025 / 0.045 | 0.2 | | ND | PASS |
| Naled | 0.025 / 0.113 | 0.5 | V1 | ND | PASS |
| Oxamyl | 0.055 / 0.226 | 1 | | ND | PASS |
| Paclobutrazol | 0.033 / 0.090 | 0.4 | | ND | PASS |
| Permethrins | 0.023 / 0.045 | 0.2 | L1,V1 | ND | PASS |
| Phosmet | 0.015 / 0.045 | 0.2 | V1 | ND | PASS |
| Piperonyl Butoxide | 0.139 / 0.451 | 2 | | ND | PASS |
| Prallethrin | 0.012 / 0.045 | 0.2 | | ND | PASS |
| Propiconazole | 0.065 / 0.090 | 0.4 | | ND | PASS |
| Propoxur | 0.019 / 0.045 | 0.2 | | ND | PASS |
| Pyrethrins | 0.048 / 0.126 | 1 | L1,V1 | ND | PASS |
| Pyridaben | 0.011 / 0.045 | 0.2 | L1,V1 | ND | PASS |
| Spinosad | 0.016 / 0.035 | 0.2 | L1,V1 | ND | PASS |
| Spiromesifen | 0.017 / 0.045 | 0.2 | | ND | PASS |
| Spirotetramat | 0.032 / 0.045 | 0.2 | V1 | ND | PASS |
| Spiroxamine | 0.021 / 0.090 | 0.4 | | ND | PASS |
| Tebuconazole | 0.044 / 0.090 | 0.4 | | ND | PASS |
| Thiacloprid | 0.017 / 0.045 | 0.2 | | ND | PASS |
| Thiamethoxam | 0.014 / 0.045 | 0.2 | | ND | PASS |
| Trifloxystrobin | 0.016 / 0.045 | 0.2 | L1,V1 | ND | PASS |



MYCOTOXIN TEST RESULTS - 08/08/2025 ✓ PASS

Mycotoxin analysis utilizing ELISA. **Method:** (SOP-MICRO-014)

| COMPOUND | LOD/LOQ (µg/kg) | ACTION LIMIT (µg/kg) | QUALIFIERS | RESULT (µg/kg) | RESULT |
|-----------------|-----------------|----------------------|------------|----------------|--------|
| Ochratoxin A | 1.9 / 2.0 | 20 | | ND | PASS |
| Total Aflatoxin | 3.0 / 4.0 | 20 | | 4.1 | PASS |

RESIDUAL SOLVENTS TEST RESULTS - 08/07/2025 ✓ PASS

Residual Solvent analysis utilizing gas chromatography-mass spectrometry (GC-MS). **Method:** (SOP-CHEM-005)

Total Butanes = n-Butane + 2-Methylpropane (Isobutane)
Total Pentanes = n-Pentane + 2-Methylbutane (Isopentane) + 2,2-Dimethylpropane (Neopentane)
Total Hexanes = n-Hexane + 2,2-Dimethylbutane (Neohexane) + 2,3-Dimethylbutane / 2-Methylpentane (Isohexane) + 3-Methylpentane
Total Xylenes = 1,2-Dimethylbenzene (o-Xylene) + 1,3-Dimethylbenzene (m-Xylene) / 1,4-Dimethylbenzene (p-Xylene) + Ethylbenzene

| COMPOUND | LOD/LOQ (µg/g) | ACTION LIMIT (µg/g) | QUALIFIERS | RESULT (µg/g) | RESULT |
|---|----------------|---------------------|------------|---------------|--------|
| 2-Methylpropane (Isobutane) | 164.5 / 531.9 | | | ND | |
| n-Butane | 137.3 / 531.9 | | | ND | |
| Total Butanes | | 5000 | | ND | PASS |
| 2-Methylbutane (Isopentane) | 137.6 / 531.9 | | | ND | |
| 2,2-Dimethylpropane (Neopentane) | 132.3 / 531.9 | | | ND | |
| n-Pentane | 175.9 / 531.9 | | | ND | |
| Total Pentanes | | 5000 | | ND | PASS |
| 2,2-Dimethylbutane (Neohexane) | 8.1 / 34.0 | | | ND | |
| 2,3-Dimethylbutane / 2-Methylpentane (Isohexane) | 15.1 / 68.1 | | | ND | |
| 3-Methylpentane | 8.5 / 34.0 | | | ND | |
| n-Hexane | 9.1 / 34.0 | | | ND | |
| Total Hexanes | | 290 | | ND | PASS |
| n-Heptane | 208.5 / 531.9 | 5000 | | ND | PASS |
| Benzene | 0.170 / 0.851 | 2 | | ND | PASS |
| Toluene | 24.1 / 97.9 | 890 | | ND | PASS |
| 1,3-Dimethylbenzene (m-Xylene) / 1,4-Dimethylbenzene (p-Xylene) | 192.7 / 468.1 | | | ND | |
| 1,2-Dimethylbenzene (o-Xylene) | 112.0 / 234.0 | | | ND | |
| Ethylbenzene | 100.1 / 234.0 | | | ND | |
| Total Xylenes | | 2170 | | ND | PASS |
| Methanol | 71.1 / 319.1 | 3000 | | ND | PASS |
| Ethanol | 109.4 / 531.9 | 5000 | | ND | PASS |
| 2-Propanol (Isopropyl Alcohol) | 133.8 / 531.9 | 5000 | | ND | PASS |
| Acetone | 20.3 / 106.4 | 1000 | | ND | PASS |
| Ethyl Ether | 130.8 / 531.9 | 5000 | | ND | PASS |
| Ethyl Acetate | 120.3 / 531.9 | 5000 | | ND | PASS |
| Isopropyl Acetate | 133.8 / 531.9 | 5000 | | ND | PASS |

RESIDUAL SOLVENTS TEST RESULTS - 08/07/2025 *continued*

| COMPOUND | LOD/LOQ (µg/g) | ACTION LIMIT (µg/g) | QUALIFIERS | RESULT (µg/g) | RESULT |
|--------------------------------------|----------------|---------------------|------------|---------------|--------|
| Chloroform | 3.83 / 12.77 | 60 | | ND | PASS |
| Dichloromethane (Methylene Chloride) | 13.8 / 63.8 | 600 | | ND | PASS |
| Acetonitrile | 8.2 / 42.6 | 410 | | ND | PASS |

HEAVY METALS TEST RESULTS - 08/08/2025 ✓ PASS

Heavy metal analysis utilizing inductively coupled plasma-mass spectrometry (ICP-MS). **Method:** (SOP-CHEM-008)

| COMPOUND | LOD/LOQ (µg/g) | ACTION LIMIT (µg/g) | QUALIFIERS | RESULT (µg/g) | RESULT |
|----------|----------------|---------------------|------------|---------------|--------|
| Arsenic | 0.01 / 0.10 | 0.4 | | ND | PASS |
| Cadmium | 0.01 / 0.10 | 0.4 | | ND | PASS |
| Lead | 0.02 / 0.40 | 1 | | ND | PASS |
| Mercury | 0.01 / 0.04 | 0.2 | | ND | PASS |

MICROBIOLOGY TEST RESULTS - 08/08/2025 ✓ PASS

Analysis conducted by polymerase chain reaction (PCR) and fluorescence detection of microbiological contaminants. **Method:** (SOP-MICRO-017)

| COMPOUND | QUALIFIERS | RESULT | RESULT |
|-----------------------|------------|------------------------|--------|
| Aspergillus flavus | | Not Detected in 1 gram | PASS |
| Aspergillus fumigatus | | Not Detected in 1 gram | PASS |
| Aspergillus niger | | Not Detected in 1 gram | PASS |
| Aspergillus terreus | | Not Detected in 1 gram | PASS |
| Salmonella spp. | | Not Detected in 1 gram | PASS |

MICROBIOLOGY TEST RESULTS - 08/08/2025 ✓ PASS

Analysis conducted by 3M™ Petrifilm™. **Method:** (SOP-MICRO-010)

| COMPOUND | LOQ (cfu/g) | ACTION LIMIT (cfu/g) | QUALIFIERS | RESULT (cfu/g) | RESULT |
|------------------|-------------|----------------------|------------|----------------|--------|
| Escherichia coli | 10 | 100 | | <10 | PASS |



Notes and Definitions

| Item | Definition |
|-------|---|
| L1 | When testing for pesticides, fungicides, growth regulators, mycotoxins, heavy metals, or residual solvents, the percent recovery of a laboratory controlsample is greater than the acceptance limits, but the sample's target analytes were not detected above the maximum allowable concentrations for the analytes in the sample. |
| D1 | The limit of quantitation and the sample results were adjusted to reflect sample dilution. |
| V1 | The recovery from initial or continuing calibration verification standards is greater than the acceptance limits, but the sample's target analytes were not detected above the maximum allowable concentrations for the analytes in the sample. |
| Q3 | Testing result is for informational purposes only and cannot be used to satisfy dispensary testing requirements in R9-17-317.01(A) or labeling requirements in R9-17-317. Testing result is not accredited under ISO 17025. |
| Notes | |

ARIZONA DEPARTMENT OF HEALTH SERVICES' WARNING: Marijuana use can be addictive and can impair an individual's ability to drive a motor vehicle or operate heavy machinery. Marijuana smoke contains carcinogens and can lead to an increased risk for cancer, tachycardia, hypertension, heart attack, and lung infection. Marijuana use may affect the health of a pregnant woman and the unborn child. KEEP OUT OF REACH OF CHILDREN. Using Marijuana during pregnancy could cause birth defects or other health issues to your unborn child.