



# Certificate of Analysis

Laboratory Sample ID: TE50108001-006



**Production Method:** Indoor  
**Harvest/Lot ID:** CHBS241002  
**Batch#:** CHBS241002  
**Harvest Date:** 12/23/24  
**Sample Size Received:** 18.38 gram  
**Total Amount:** 7 gram  
**Retail Product Size:** 10 gram  
**Retail Serving Size:** 10 gram  
**Servings:** 1  
**Ordered:** 01/07/25  
**Sampled:** 01/08/25  
**Sample Collection Time:** 03:45 PM  
**Completed:** 01/11/25

Jan 11, 2025 | Project Packs  
License # 00000084ESFH12297246  
2239 N Black Canyon Hwy  
Phoenix, AZ, 85009, US

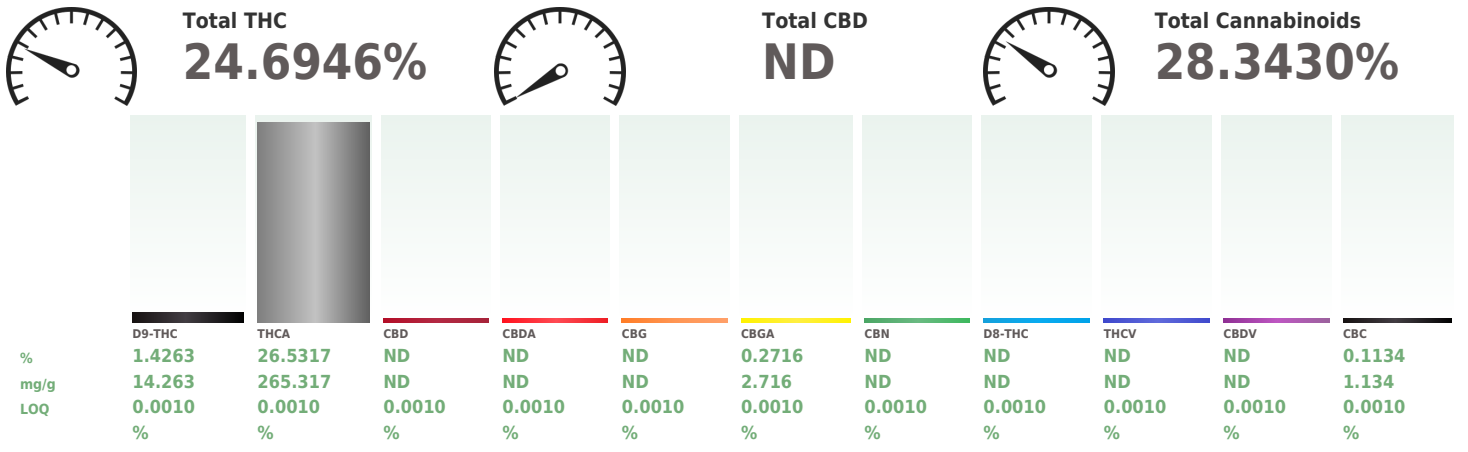
**PASSED**

Pages 1 of 4

**SAFETY RESULTS**

								
Pesticides <b>PASSED</b>	Heavy Metals <b>PASSED</b>	Microbials <b>PASSED</b>	Mycotoxins <b>PASSED</b>	Residuals Solvents <b>NOT TESTED</b>	Filtration <b>NOT TESTED</b>	Water Activity <b>NOT TESTED</b>	Moisture <b>NOT TESTED</b>	Terpenes <b>PASSED</b>

 **Cannabinoid** **PASSED**



Analyzed by: 312, 359, 272, 399      Weight: 0.1995g      Extraction date: 01/08/25 17:33:23      Extracted by: 333

Analysis Method : SOP.T.30.500, SOP.T.30.031, SOP.T.40.031  
Analytical Batch : TE007168POT  
Instrument Used : TE-004 "Duke Leto" (Flower)      Batch Date : 01/08/25 10:22:57  
Analyzed Date : 01/11/25 10:12:00

Dilution : 400  
Reagent : N/A  
Consumables : N/A  
Pipette : N/A

Full spectrum cannabinoid analysis utilizing High Performance Liquid Chromatography with Photo Diode Array detector (HPLC-PDA) for analysis. (Methods: SOP.T.30.500 for sample homogenization, SOP.T.30.031 for sample prep, SOP.T.40.031 for analysis on Shimadzu LC-20X0 series HPLCs). Potency results for cannabis flower products are reported on an "as received" basis, without moisture correction.

This Kaycha Labs Certification shall not be reproduced, unless in its entirety, without written approval from Kaycha Labs. The results relate only to the material or product analyzed. ND=Not Detected, ppm=Parts Per Million, ppb=Parts Per Billion, RSD=Relative Standard Deviation. Limit of Detection (LOD) and Limit of Quantitation (LOQ) are terms used to describe the smallest concentration that can be detected and reliably measured by an analytical procedure, respectively. Action Levels are State-determined thresholds based on the action limits published in Table 3.1 of 9 A.A.C. 17 and 9 A.A.C. 18. The Measurement of Uncertainty (MU) error is available from the lab upon request. The "Decision Rule" for pass/fail does not include the MU. Any calculated totals may contain rounding errors. Testing results were obtained according to requirements stated in QMS.100.010.AZ Quality Manual.

**Ariel Gonzales**  
Lab Director

State License #  
0000024LCMD66604568  
ISO 17025 Accreditation # 97164

Signature  
01/11/25



# Certificate of Analysis

**PASSED**

**Project Packs**

2239 N Black Canyon Hwy  
Phoenix, AZ, 85009, US  
Telephone: (530) 514-0500  
Email: adam@projectpacks.co  
License #: 0000084ESFH12297246

Sample : TE50108001-006  
Harvest/Lot ID: CHBS241002  
Batch #: CHBS241002  
Sampled : 01/08/25  
Ordered : 01/08/25

Sample Size Received : 18.38 gram  
Total Amount : 7 gram  
Completed : 01/11/25 Expires: 01/11/26  
Sample Method : SOP Client Method

Page 2 of 4



## Terpenes

**PASSED**

Terpenes	LOQ (%)	mg/g	%	Result (%)	Terpenes	LOQ (%)	mg/g	%	Result (%)
TOTAL TERPENES	0.0020	17.421	1.7421		ALPHA-PHELLANDRENE	0.0020	ND	ND	
BETA-MYRCENE	0.0020	5.112	0.5112		ALPHA-PINENE	0.0020	ND	ND	
BETA-CARYOPHYLLENE	0.0020	4.984	0.4984		ALPHA-TERPINENE	0.0020	ND	ND	
LIMONENE	0.0020	3.211	0.3211		ALPHA-TERPINEOL	0.0020	ND	ND	
LINALOOL	0.0020	1.551	0.1551		CIS-NEROLIDOL	0.0020	ND	ND	
ALPHA-HUMULENE	0.0020	1.505	0.1505		GAMMA-TERPINENE	0.0020	ND	ND	
ALPHA-BISABOLOL	0.0020	0.651	0.0651		GAMMA-TERPINEOL	0.0020	ND	ND	
BETA-PINENE	0.0020	0.407	0.0407		TRANS-NEROLIDOL	0.0020	ND	ND	
3-CARENE	0.0020	ND	ND						
BORNEOL	0.0020	ND	ND		Analized by:	Weight:	Extraction date:		Extracted by:
CAMPHENE	0.0020	ND	ND		334, 272, 399	0.258g	01/08/25 15:47:38		527.334
CAMPHOR	0.0020	ND	ND						
CARYOPHYLLENE OXIDE	0.0020	ND	ND		Analysis Method :	SOP.T.30.500, SOP.T.30.064, SOP.T.40.064			
CEDROL	0.0020	ND	ND		Analytical Batch :	TE007166TER			
EUCALYPTOL	0.0020	ND	ND		Instrument Used :	TE-096 "MS - Terpenes 1", TE-097 "AS - Terpenes 1", TE-093 "GC - Terpenes 1"			
FENCHONE	0.0020	ND	ND		Analized Date :	01/11/25 10:08:49			
FENCHYL ALCOHOL	0.0020	ND	ND		Dilution :	N/A			
GERANIOL	0.0020	ND	ND		Reagent :	101723.24; 071924.01			
GERANYL ACETATE	0.0020	ND	ND		Consumables :	947.110; H109203-1; 8000038072; 20240202; 1; GD23006			
GUAJOL	0.0020	ND	ND		Pipette :	N/A			
ISOBORNEOL	0.0020	ND	ND		Terpenes screening is performed using GC-MS which can detect below single digit ppm concentrations. (Methods: SOP.T.30.500 for sample homogenization, SOP.T.30.064 for sample prep, and SOP.T.40.064 for analysis via ThermoScientific 1310-series GC equipped with an AI 1310-series liquid injection autosampler and detection carried out by ISQ 7000-series mass spectrometer). Terpene results are reported on a wt/wt% basis. Testing result is for informational purposes only and cannot be used to satisfy dispensary testing requirements in R9-17-317.01(A) or labeling requirements in R9-17-317. Nor, can it be used to satisfy marijuana establishment testing requirements in R9-18-311(A) or labeling requirements in R9-18-310 - Q3.				
ISOPULEGOL	0.0020	ND	ND						
MENTHOL	0.0020	ND	ND						
NEROL	0.0020	ND	ND						
OCIMENE	0.0020	ND	ND						
PULEGONE	0.0020	ND	ND						
SABINENE	0.0020	ND	ND						
SABINENE HYDRATE	0.0020	ND	ND						
TERPINOLENE	0.0020	ND	ND						
VALENCENE	0.0020	ND	ND						
ALPHA-CEDRENE	0.0020	ND	ND						
<b>Total (%)</b>			<b>1.7420</b>						

This Kaycha Labs Certification shall not be reproduced, unless in its entirety, without written approval from Kaycha Labs. The results relate only to the material or product analyzed. ND=Not Detected, ppm=Parts Per Million, ppb=Parts Per Billion, RSD=Relative Standard Deviation. Limit of Detection (LOD) and Limit Of Quantitation (LOQ) are terms used to describe the smallest concentration that can be detected and reliably measured by an analytical procedure, respectively. Action Levels are State-determined thresholds based on the action limits published in Table 3.1 of 9 A.A.C. 17 and 9 A.A.C. 18. The Measurement of Uncertainty (MU) error is available from the lab upon request. The "Decision Rule" for pass/fail does not include the MU. Any calculated totals may contain rounding errors. Testing results were obtained according to requirements stated in QMS.100.010.AZ Quality Manual.

**Ariel Gonzales**  
Lab Director

State License #  
0000024LCMD66604568  
ISO 17025 Accreditation # 97164

Signature  
01/11/25



# Certificate of Analysis

**PASSED**

**Project Packs**

2239 N Black Canyon Hwy  
Phoenix, AZ, 85009, US  
Telephone: (530) 514-0500  
Email: adam@projectpacks.co  
License #: 0000084ESFH12297246

Sample : TE50108001-006  
Harvest/Lot ID: CHBS241002  
Batch #: CHBS241002  
Sampled : 01/08/25  
Ordered : 01/08/25

Sample Size Received : 18.38 gram  
Total Amount : 7 gram  
Completed : 01/11/25 Expires: 01/11/26  
Sample Method : SOP Client Method

Page 3 of 4



## Pesticides

PASSED

Pesticide	LOQ	Units	Action Level	Pass/Fail	Result	Pesticide	LOQ	Units	Action Level	Pass/Fail	Result
AVERMECTINS (ABAMECTIN B1A)	0.2500	ppm	0.5	PASS	ND	TOTAL SPINOSAD	0.1000	ppm	0.2	PASS	ND
ACEPHATE	0.2000	ppm	0.4	PASS	ND	SPIROMESIFEN	0.1000	ppm	0.2	PASS	ND
ACETAMIPRID	0.1000	ppm	0.2	PASS	ND	SPIROTETRAMAT	0.1000	ppm	0.2	PASS	ND
ALDICARB	0.2000	ppm	0.4	PASS	ND	SPIROXAMINE	0.2000	ppm	0.4	PASS	ND
AZOXYSTROBIN	0.1000	ppm	0.2	PASS	ND	TEBUCONAZOLE	0.2000	ppm	0.4	PASS	ND
BIFENAZATE	0.1000	ppm	0.2	PASS	ND	THIACLOPRID	0.1000	ppm	0.2	PASS	ND
BIFENTHRIN	0.1000	ppm	0.2	PASS	ND	THIAMETHOXAM	0.1000	ppm	0.2	PASS	ND
BOSCALID	0.2000	ppm	0.4	PASS	ND	TRIFLOXYSTROBIN	0.1000	ppm	0.2	PASS	ND
CARBARYL	0.1000	ppm	0.2	PASS	ND	CHLORFENAPYR *	0.3000	ppm	1	PASS	ND
CARBOFURAN	0.1000	ppm	0.2	PASS	ND	CYFLUTHRIN *	0.5000	ppm	1	PASS	ND
CHLORANTRANILIPROLE	0.1000	ppm	0.2	PASS	ND	<b>Analyzed by:</b> 152, 272, 399 <b>Weight:</b> 0.4932g <b>Extraction date:</b> 01/08/25 13:04:02 <b>Extracted by:</b> 410 <b>Analysis Method :</b> SOP.T.30.500, SOP.T.30.104.AZ, SOP.T.40.104.AZ <b>Analytical Batch :</b> TE007162PES <b>Instrument Used :</b> TE-262 *MS/MS - Pest/Myco 2*, TE-117 UHPLC - Pest/Myco 2 <b>Batch Date :</b> 01/08/25 09:35:03 <b>Analyzed Date :</b> 01/09/25 13:33:24 <b>Dilution :</b> 25 <b>Reagent :</b> 122024.R22; 010625.R01; 010625.R02; 121024.R09; 010825.R04; 010325.R15; 122724.R09; 010825.R05; 041823.06 <b>Consumables :</b> 947.110; 8000038072; 052024CH01; 220318-306-D; 1008645998; GD23006; 426060-JG <b>Pipette :</b> TE-062 SN:20C50491; TE-064 SN:20B27672 (100-1000uL) Pesticide screening is carried out using LC-MS/MS supplemented by GC-MS/MS for volatile pesticides. (Methods: SOP.T.30.500 for sample homogenization, SOP.T.30.104.AZ for sample prep, and SOP.T.40.104.AZ for analysis on ThermoScientific Altis TSQ with Vanquish UHPLC). <b>Analyzed by:</b> 152, 272, 399 <b>Weight:</b> 0.4932g <b>Extraction date:</b> 01/08/25 13:04:02 <b>Extracted by:</b> 410 <b>Analysis Method :</b> SOP.T.30.500, SOP.T.30.104.AZ, SOP.T.40.154.AZ <b>Analytical Batch :</b> TE007180VOL <b>Instrument Used :</b> TE-117 UHPLC - Pest/Myco 2, TE-262 *MS/MS - Pest/Myco 2 <b>Batch Date :</b> 01/08/25 15:54:12 <b>Analyzed Date :</b> 01/09/25 13:35:47 <b>Dilution :</b> 25 <b>Reagent :</b> 122024.R22; 010625.R01; 010625.R02; 121024.R09; 010825.R04; 010325.R15; 122724.R09; 010825.R05; 041823.06 <b>Consumables :</b> 947.110; 8000038072; 052024CH01; 220318-306-D; 1008645998; GD23006; 426060-JG <b>Pipette :</b> TE-062 SN:20C50491; TE-064 SN:20B27672 (100-1000uL) Supplemental pesticide screening using GC-MS/MS to quantitatively screen for Chlorfenapyr, Cyfluthrin, Cypermethrin, and Diazinon; as well as the qualitative confirmation of Dichlorvos, Permethrins, Piperonyl Butoxide, Prallethrin, Propiconazole, Pyrethrins, and Tebuconazole which are all quantitatively screened using LC-MS/MS. (Methods: SOP.T.30.500 for sample homogenization, SOP.T.30.104.AZ for sample prep, and SOP.T.40.154.AZ for analysis using a ThermoScientific 1310-series GC equipped with a TriPlus RSH autosampler and detected on a TSQ 9000-series mass spectrometer).					
CHLORPYRIFOS	0.1000	ppm	0.2	PASS	ND						
CLOFENTEZINE	0.1000	ppm	0.2	PASS	ND						
CYPERMETHRIN	0.5000	ppm	1	PASS	ND						
DIAZINON	0.1000	ppm	0.2	PASS	ND						
DAMINOZIDE	0.5000	ppm	1	PASS	ND						
DICHLORVOS (DDVP)	0.0500	ppm	0.1	PASS	ND						
DIMETHOATE	0.1000	ppm	0.2	PASS	ND						
ETHOPROPHOS	0.1000	ppm	0.2	PASS	ND						
ETOFENPROX	0.2000	ppm	0.4	PASS	ND						
ETOXAZOLE	0.1000	ppm	0.2	PASS	ND						
FENOXICARB	0.1000	ppm	0.2	PASS	ND						
FENPROXIMATE	0.2000	ppm	0.4	PASS	ND						
FIPRONIL	0.2000	ppm	0.4	PASS	ND						
FLONICAMID	0.5000	ppm	1	PASS	ND						
FLUDIOXONIL	0.2000	ppm	0.4	PASS	ND						
HEXYTHIAZOX	0.5000	ppm	1	PASS	ND						
IMAZALIL	0.1000	ppm	0.2	PASS	ND						
IMIDACLOPRID	0.2000	ppm	0.4	PASS	ND						
KRESOXIM-METHYL	0.2000	ppm	0.4	PASS	ND						
MALATHION	0.1000	ppm	0.2	PASS	ND						
METALAXYL	0.1000	ppm	0.2	PASS	ND						
METHIOCARB	0.1000	ppm	0.2	PASS	ND						
METHOMYL	0.2000	ppm	0.4	PASS	ND						
MYCLOBUTANIL	0.1000	ppm	0.2	PASS	ND						
NALED	0.2500	ppm	0.5	PASS	ND						
OXAMYL	0.5000	ppm	1	PASS	ND						
PACLOBUTRAZOL	0.2000	ppm	0.4	PASS	ND						
TOTAL PERMETHRINS	0.1000	ppm	0.2	PASS	ND						
PHOSMET	0.1000	ppm	0.2	PASS	ND						
PIPERONYL BUTOXIDE	1.0000	ppm	2	PASS	ND						
PRALLETHRIN	0.1000	ppm	0.2	PASS	ND						
PROPICONAZOLE	0.2000	ppm	0.4	PASS	ND						
PROPOXUR	0.1000	ppm	0.2	PASS	ND						
TOTAL PYRETHRINS	0.5000	ppm	1	PASS	ND						
PYRIDABEN	0.1000	ppm	0.2	PASS	ND						

This Kaycha Labs Certification shall not be reproduced, unless in its entirety, without written approval from Kaycha Labs. The results relate only to the material or product analyzed. ND=Not Detected, ppm=Parts Per Million, ppb=Parts Per Billion, RSD=Relative Standard Deviation. Limit of Detection (LOD) and Limit of Quantitation (LOQ) are terms used to describe the smallest concentration that can be detected and reliably measured by an analytical procedure, respectively. Action Levels are State-determined thresholds based on the action limits published in Table 3.1 of 9 A.A.C. 17 and 9 A.A.C. 18. The Measurement of Uncertainty (MU) error is available from the lab upon request. The "Decision Rule" for pass/fail does not include the MU. Any calculated totals may contain rounding errors. Testing results were obtained according to requirements stated in QMS.100.010.AZ Quality Manual.

**Ariel Gonzales**

Lab Director

State License #  
0000024LCMD66604568  
ISO 17025 Accreditation # 97164



Signature  
01/11/25



# Certificate of Analysis

**PASSED**

**Project Packs**



2239 N Black Canyon Hwy  
Phoenix, AZ, 85009, US  
Telephone: (530) 514-0500  
Email: adam@projectpacks.co  
License #: 00000084ESFH12297246

Sample : TE50108001-006  
Harvest/Lot ID: CHBS241002


Batch #: CHBS241002  
Sampled : 01/08/25  
Ordered : 01/08/25

Sample Size Received : 18.38 gram  
Total Amount : 7 gram  
Completed : 01/11/25 Expires: 01/11/26  
Sample Method : SOP Client Method

Page 4 of 4

 <b>Microbial</b> <span style="float: right;"><b>PASSED</b></span>						 <b>Mycotoxins</b> <span style="float: right;"><b>PASSED</b></span>					
Analyte	LOQ	Units	Result	Pass / Fail	Action Level	Analyte	LOQ	Units	Result	Pass / Fail	Action Level
SALMONELLA SPP	0.0000		Not Present in 1g	PASS		TOTAL AFLATOXINS	4.8510	ppb	ND	PASS	20
ASPERGILLUS FLAVUS	0.0000		Not Present in 1g	PASS		AFLATOXIN B1	4.8510	ppb	ND	PASS	20
ASPERGILLUS FUMIGATUS	0.0000		Not Present in 1g	PASS		AFLATOXIN B2	5.9400	ppb	ND	PASS	20
ASPERGILLUS NIGER	0.0000		Not Present in 1g	PASS		AFLATOXIN G1	6.2700	ppb	ND	PASS	20
ASPERGILLUS TERREUS	0.0000		Not Present in 1g	PASS		AFLATOXIN G2	10.7250	ppb	ND	PASS	20
ESCHERICHIA COLI REC	10.0000	CFU/g	<10	PASS	100	OCHRATOXIN A	12.0000	ppb	ND	PASS	20
<b>Analyzed by:</b> 331, 272, 399	<b>Weight:</b> 0.9354g	<b>Extraction date:</b> 01/10/25 11:14:19	<b>Extracted by:</b> 331			<b>Analyzed by:</b> 152, 272, 399	<b>Weight:</b> 0.4932g	<b>Extraction date:</b> 01/08/25 13:04:02	<b>Extracted by:</b> 410		
<b>Analysis Method :</b> SOP.T.40.056B, SOP.T.40.058.FL, SOP.T.40.208, SOP.T.40.209.AZ <b>Analytical Batch :</b> TE007176MIC <b>Instrument Used :</b> TE-234 "bioMerieux GENE-UP" <b>Batch Date :</b> 01/08/25 14:57:16 <b>Analyzed Date :</b> 01/11/25 09:12:48						<b>Analysis Method :</b> SOP.T.30.500, SOP.T.30.104.AZ, SOP.T.40.104.AZ <b>Analytical Batch :</b> TE007181MYC <b>Instrument Used :</b> TE-262 "MS/MS - Pest/Myco 2,TE-117 UHPLC - <b>Batch Date :</b> 01/08/25 15:55:35 Pest/Myco 2 <b>Analyzed Date :</b> 01/09/25 13:37:17					
<b>Dilution :</b> 10 <b>Reagent :</b> N/A <b>Consumables :</b> N/A <b>Pipette :</b> N/A						<b>Dilution :</b> 25 <b>Reagent :</b> 122024.R22; 010625.R01; 010625.R02; 121024.R09; 010825.R04; 010325.R15; 122724.R09; 010825.R05; 041823.06 <b>Consumables :</b> 947.110; 8000038072; 052024CH01; 220318-306-D; 1008645998; GD23006; 426060-JG <b>Pipette :</b> TE-062 SN:20C50491; TE-064 SN:20B27672 (100-1000uL)					

Aflatoxins B1, B2, G1, G2, and Ochratoxin A analysis using LC-MS/MS. (Methods: SOP.T.30.500 for sample homogenization, SOP.T.30.104.AZ for sample prep, and SOP.T.40.104.AZ for analysis on ThermoScientific Altis TSQ with Vanquish UHPLC). Total Aflatoxins (sum of Aflatoxins B1, B2, G1, G2) must be <20µg/kg. Ochratoxin must be <20µg/kg.

 <b>Heavy Metals</b> <span style="float: right;"><b>PASSED</b></span>					
Metal	LOQ	Units	Result	Pass / Fail	Action Level
ARSENIC	0.2000	ppm	ND	PASS	0.4
CADMIUM	0.2000	ppm	ND	PASS	0.4
LEAD	0.5000	ppm	ND	PASS	1
MERCURY	0.1000	ppm	ND	PASS	0.2
<b>Analyzed by:</b> 398, 272, 399	<b>Weight:</b> 0.1926g	<b>Extraction date:</b> 01/08/25 14:19:16	<b>Extracted by:</b> 445,398		
<b>Analysis Method :</b> SOP.T.30.500, SOP.T.30.084.AZ, SOP.T.40.084.AZ <b>Analytical Batch :</b> TE007175HEA <b>Instrument Used :</b> TE-307 "Ted" <b>Batch Date :</b> 01/08/25 14:17:43 <b>Analyzed Date :</b> 01/11/25 10:05:11					
<b>Dilution :</b> 50 <b>Reagent :</b> 102824.02; 010825.R03; 010625.R03; 100424.02; 121824.01; 090922.04 <b>Consumables :</b> 052024CH01; 210705-306-D; 269336; GD23006 <b>Pipette :</b> TE-063 SN:20C50490 (20-200uL); TE-110 SN:20B18338 (100-1000uL)					

Heavy Metals screening is performed using ICP-MS (Inductively Coupled Plasma - Mass Spectrometer) which can screen down to below single digit ppb concentrations for regulated heavy metals. (Methods: SOP.T.30.500 for sample homogenization, SOP.T.30.084.AZ for sample prep by microwave digestion, and SOP.T.40.084.AZ for analysis by ThermoScientific iCAP RQ ICP-MS).