



Certificate of Analysis

PASSED



Batch #: 2409 1603 9885 1810 (A9102025) **Lab ID:** TE51222003-008
Harvest Date: 08/15/25 **Ordered:** 12/19/25
Manufacturing Date: 12/18/25 **Sample Date:** 12/22/25
Production Method: Other **Sample Collection Time:** 07:30 AM
Total Amount: 1 units **Sample Size:** 135.13 gram
Retail Product Size: 121.306 gram **Completed:** 12/24/25
Retail Serving Size: 12.1306 gram
Servings: 10











White Mountain Health Center

9420 W. Bell RD
 Sun City, AZ, 85351, US
 License #: 00000083ESGB09219996



SAFETY RESULTS

MISC.

									
Pesticide NOT TESTED	Heavy Metals NOT TESTED	Microbial PASSED	Mycotoxins NOT TESTED	Solvents NOT TESTED	Filtration/Foreign Material NOT TESTED	Water Activity NOT TESTED	Moisture Content NOT TESTED	Vitamin E NOT TESTED	Terpenes NOT TESTED



Cannabinoid

PASSED



Total THC
0.0710%
 Total THC : 86.1273 mg



Total CBD
ND
 Total CBD : 0



Total Cannabinoids Q3
0.0760%
 Total Cannabinoids/Container : 92.1926 mg

	D9-THC	THCA	CBD	CBDA	CBG	CBGA	CBN	D8-THC	THCV	CBDV	CBC
%	0.0710	ND	ND	ND	0.0030	ND	0.0010	ND	ND	ND	0.0010
mg/unit	86.1273	ND	ND	ND	3.6392	ND	1.2131	ND	ND	ND	1.2131
LOD	0	0.0001	0.0001	0.0001	0.0001	0.0001	0.0001	0.0001	0.0001	0.0001	0.0001
LOQ	0	0.0010	0.0010	0.0010	0.0010	0.0010	0.0010	0.0010	0.0010	0.0010	0.0010
Qualifier	%	%	%	%	%	%	%	%	%	%	%

Analyzed by: 333, 540, 272, 545 **Weight:** 2.9678g **Extraction date:** 12/22/25 15:42:29 **Extracted by:** 333,410

Analysis Method : SOP.T.30.500, SOP.T.30.031, SOP.T.40.031
Analytical Batch : TE011946POT
Instrument Used : TE-245 "Buttercup" (Infused) **Batch Date :** 12/22/25 12:16:48
Analyzed Date : 12/24/25 07:52:23

Dilution : 40
Reagent : 120925.R08; 120925.R05; 111025.R11; 020425.R21
Consumables : 0000179471; 9479291.043; 8000038072; 20240202; 070125CH01; 1009015070; 1; 1010243878; 04402004; GD240004
Pipette : TE-073 SN:RU31809; TE-059 SN:20A04528 (20-200uL); TE-064 SN:20B27672 (100-1000uL); TE-164 SN: 21H24198 (Isopropanol)

Full spectrum cannabinoid analysis utilizing High Performance Liquid Chromatography with Photo Diode Array detector (HPLC-PDA) for analysis. (Methods: SOP.T.30.500 for sample homogenization, SOP.T.30.031 for sample prep, SOP.T.40.031 for analysis on Shimadzu LC-20X0 series HPLCs). Potency results for cannabis flower products are reported on an "as received" basis, without moisture correction.

This Kaycha Labs Certification shall not be reproduced, unless in its entirety, without written approval from Kaycha Labs. The results relate only to the material or product analyzed. ND=Not Detected, ppm=Parts Per Million, ppb=Parts Per Billion, RSD=Relative Standard Deviation. Limit of Detection (LOD) and Limit Of Quantitation (LOQ) are terms used to describe the smallest concentration that can be detected and reliably measured by an analytical procedure, respectively. Action Levels are State-determined thresholds based on the action limits published in Table 3.1 of 9 A.A.C. 17 and 9 A.A.C. 18. The Measurement of Uncertainty (MU) error is available from the lab upon request. The "Decision Rule" for pass/fail does not include the MU. Any calculated totals may contain rounding errors. Testing results were obtained according to requirements stated in QMS.100.010.AZ Quality Manual.

Ariel Casey

Lab Director



State License #
 00000024LCMD66604568
 ISO 17025 Accreditation #
 97164

Signature
 12/24/25



Certificate of Analysis

White Mountain Health Center
 9420 W. Bell RD
 Sun City, AZ, 85351, US
 License #: 00000083ESGB09219996

Sample: TE51222003-008
 Batch #: 2409 1603 9885 1810 (A9102025)

Ordered: 12/19/25
Sampled: 12/22/25
Completed: 12/24/25

PASSED



Label Claim Verification

PASSED

ANALYTES	UNIT	LOD	LOQ	LIMIT	PASS/FAIL	RESULT	QUALIFIER
Analyzed by:	Weight:	Extraction date:		Extracted by:			
Analysis Method : N/A Analytical Batch : N/A Instrument Used : N/A Analyzed Date : 12/24/25 07:52:21							
						Batch Date : N/A	



Microbial

PASSED

ANALYTES	UNIT	LOD	LOQ	LIMIT	PASS/FAIL	RESULT	QUALIFIER
SALMONELLA SPP.					PASS	Not Detected in 1g	
ESCHERICHIA COLI (REC)	CFU/g	10.0000	10.0000	100	PASS	ND	
Analyzed by:	Weight:	Extraction date:		Extracted by:			
409, 272, 545	0.9654g	12/23/25 11:22:43		545,527			
Analysis Method : SOP.T.40.056B, SOP.T.40.058.FL, SOP.T.40.208, SOP.T.40.209.AZ Analytical Batch : TE011941MIC Instrument Used : TE-234 "bioMerieux GENE-UP" Analyzed Date : 12/24/25 09:59:30							
Dilution : N/A Reagent : N/A Consumables : N/A Pipette : N/A							

Microbiological screening for bacterial and fungal identification via Polymerase Chain Reaction (PCR) methods consisting of sample DNA amplified via tandem PCR as a crude lysate without purification. (Methods: SOP.T.40.058.AZ for sample prep and screening for Salmonella and Aspergillus sp. via BioMérieux GENE-UP RT-PCR and SOP.T.40.209.AZ for quantitative plating of E. coli on 3M Rapid E. coli Petrifilm.

CONFIDENT CANNABIS QR

* Confident Cannabis sample ID: 2512KLAZ1381.6067

This Kaycha Labs Certification shall not be reproduced, unless in its entirety, without written approval from Kaycha Labs. The results relate only to the material or product analyzed. ND=Not Detected, ppm=Parts Per Million, ppb=Parts Per Billion, RSD=Relative Standard Deviation. Limit of Detection (LOD) and Limit Of Quantitation (LOQ) are terms used to describe the smallest concentration that can be detected and reliably measured by an analytical procedure, respectively. Action Levels are State-determined thresholds based on the action limits published in Table 3.1 of 9 A.A.C. 17 and 9 A.A.C. 18. The Measurement of Uncertainty (MU) error is available from the lab upon request. The "Decision Rule" for pass/fail does not include the MU. Any calculated totals may contain rounding errors. Testing results were obtained according to requirements stated in QMS.100.010.AZ Quality Manual.

Ariel Casey
 Lab Director

State License #
 00000024LCMD66604568
 ISO 17025 Accreditation #
 97164



Signature
 12/24/25



Certificate of Analysis

PASSED



Batch #: A9102025
Harvest Date: 08/15/25
Manufacturing Date: 09/10/25
Production Method: Butane
Total Amount: 7 gram

Lab ID: TE60219006-002
Ordered: 02/19/26
Sampled Date: 02/19/26
Sample Collection Time: 07:00 AM
Sample Size: 29.15 gram
Completed: 02/22/26

White Mountain Health Center

9420 W. Bell RD
 Sun City, AZ, 85351, US
License # : 00000083ESGB09219996



SAFETY RESULTS

MISC.

 Pesticide PASSED	 Heavy Metals PASSED	 Microbial PASSED	 Mycotoxins PASSED	 Solvents PASSED	 Filtration NOT TESTED	 Water Activity NOT TESTED	 Moisture Content NOT TESTED	 Vitamin E NOT TESTED	 Terpenes NOT TESTED
--	---	--	---	---	---	--	---	--	---



Cannabinoid

PASSED



Total THC
95.3730%



Total CBD
ND



Total Cannabinoids Q3
99.6780%

	D9-THC	THCA	CBD	CBDA	CBG	CBGA	CBN	D8-THC	THCV	CBDV	CBC
%	95.3730	ND	ND	ND	2.3020	ND	0.7310	ND	ND	ND	1.2720
mg/g	953.7300	ND	ND	ND	23.0200	ND	7.3100	ND	ND	ND	12.7200
LOD	0.0001	0.0001	0.0001	0.0010	0.0010	0.0010	0.0010	0.0010	0.0010	0.0010	0.0001
LOQ	0.0001	0.0010	0.0010	0.0010	0.0010	0.0010	0.0010	0.0010	0.0010	0.0010	0.0010
Qualifier	%	%	%	%	%	%	%	%	%	%	%

Analyzed by: 333, 540, 602, 545 **Weight:** 0.1552g **Extraction date:** 02/20/26 15:25:21 **Extracted by:** 333

Analysis Method : SOP.T.30.500, SOP.T.30.031, SOP.T.40.031

Analytical Batch : TE012805POT

Instrument Used : TE-004 "Blossom" (Flower)

Batch Date : 02/19/26 11:25:51

Dilution : 800

Reagent : 021126.R15; 021126.R18; 020526.R08; 011326.R12

Consumables : 9479291.023; H109203-1; 8000038072; 05525055; 060225CH01; 1010532262; 425204; 1010435125; GD240004

Pipette : TE-073 SN:RU31809; TE-059 SN:20A04528 (20-200uL); TE-064 SN:20B27672 (100-1000uL); TE-164 SN: 21H24198 (Isopropanol)

Full spectrum cannabinoid analysis utilizing High Performance Liquid Chromatography with Photo Diode Array detector (HPLC-PDA) for analysis. (Methods: SOP.T.30.500 for sample homogenization, SOP.T.30.031 for sample prep, SOP.T.40.031 for analysis on Shimadzu LC-20X0 series HPLCs). Potency results for cannabis flower products are reported on an "as received" basis, without moisture correction.

This Kaycha Labs Certification shall not be reproduced, unless in its entirety, without written approval from Kaycha Labs. The results relate only to the material or product analyzed. ND=Not Detected, ppm=Parts Per Million, ppb=Parts Per Billion, RSD=Relative Standard Deviation. Limit of Detection (LOD) and Limit Of Quantitation (LOQ) are terms used to describe the smallest concentration that can be detected and reliably measured by an analytical procedure, respectively. Action Levels are State-determined thresholds based on the action limits published in Table 3.1 of 9 A.A.C. 17 and 9 A.A.C. 18. The Measurement of Uncertainty (MU) error is available from the lab upon request. The "Decision Rule" for pass/fail does not include the MU. Any calculated totals may contain rounding errors. Testing results were obtained according to requirements stated in QMS.100.010.AZ Quality Manual.

Ariel Casey

Lab Director



State License #
 00000024LCMD66604568
 ISO 17025 Accreditation #
 97164

Signature
 02/22/26



Certificate of Analysis

White Mountain Health Center
 9420 W. Bell RD
 Sun City, AZ, 85351, US
 License #: 00000083ESGB09219996

Sample: TE60219006-002
 Batch #: A9102025

Ordered: 02/19/26
 Sampled: 02/19/26
 Completed: 02/22/26

PASSED



Pesticide

PASSED

ANALYTES	UNIT	LOD	LOQ	LIMIT	PASS/FAIL	RESULT	QUALIFIER
AVERMECTINS (ABAMECTIN B1A)	ppm	0.0170	0.2500	0.5	PASS	ND	
ACEPHATE	ppm	0.0100	0.2000	0.4	PASS	ND	
ACETAMIPRID	ppm	0.0050	0.1000	0.2	PASS	ND	
ALDICARB	ppm	0.0140	0.2000	0.4	PASS	ND	
AZOXYSTROBIN	ppm	0.0050	0.1000	0.2	PASS	ND	
BIFENAZATE	ppm	0.0060	0.1000	0.2	PASS	ND	
BIFENTHRIN	ppm	0.0050	0.1000	0.2	PASS	ND	
BOSCALID	ppm	0.0050	0.2000	0.4	PASS	ND	
CARBARYL	ppm	0.0080	0.1000	0.2	PASS	ND	
CARBOFURAN	ppm	0.0050	0.1000	0.2	PASS	ND	
CHLORANTRANILIPROLE	ppm	0.0110	0.1000	0.2	PASS	ND	
CHLORPYRIFOS	ppm	0.0050	0.1000	0.2	PASS	ND	
CLOFENTEZINE	ppm	0.0100	0.1000	0.2	PASS	ND	
CYPERMETHRIN	ppm	0.1000	0.5000	1	PASS	ND	L1
DAMINOZIDE	ppm	0.0100	0.5000	1	PASS	ND	
DIAZINON	ppm	0.0060	0.1000	0.2	PASS	ND	
DICHLORVOS (DDVP)	ppm	0.0010	0.0500	0.1	PASS	ND	
DIMETHOATE	ppm	0.0060	0.1000	0.2	PASS	ND	
ETHOPROPHOS	ppm	0.0040	0.1000	0.2	PASS	ND	
ETOFENPROX	ppm	0.0060	0.2000	0.4	PASS	ND	
ETOXAZOLE	ppm	0.0040	0.1000	0.2	PASS	ND	
FENOXYCARB	ppm	0.0050	0.1000	0.2	PASS	ND	
FENPYROXIMATE	ppm	0.0040	0.2000	0.4	PASS	ND	
FIPRONIL	ppm	0.0060	0.2000	0.4	PASS	ND	
FLONICAMID	ppm	0.0090	0.5000	1	PASS	ND	
FLUDIOXONIL	ppm	0.0060	0.2000	0.4	PASS	ND	
HEXYTHIAZOX	ppm	0.0050	0.5000	1	PASS	ND	
IMAZALIL	ppm	0.0110	0.1000	0.2	PASS	ND	
IMIDACLOPRID	ppm	0.0080	0.2000	0.4	PASS	ND	
KRESOXIM-METHYL	ppm	0.0070	0.2000	0.4	PASS	ND	
MALATHION	ppm	0.0070	0.1000	0.2	PASS	ND	
METALAXYL	ppm	0.0040	0.1000	0.2	PASS	ND	
METHIOCARB	ppm	0.0040	0.1000	0.2	PASS	ND	
METHOMYL	ppm	0.0050	0.2000	0.4	PASS	ND	
MYCLOBUTANIL	ppm	0.0100	0.1000	0.2	PASS	ND	
NALED	ppm	0.0070	0.2500	0.5	PASS	ND	
OXAMYL	ppm	0.0080	0.5000	1	PASS	ND	
PACLOBUTRAZOL	ppm	0.0050	0.2000	0.4	PASS	ND	
TOTAL PERMETHRINS	ppm	0.0030	0.1000	0.2	PASS	ND	
PHOSMET	ppm	0.0100	0.1000	0.2	PASS	ND	
PIPERONYL BUTOXIDE	ppm	0.0050	1.0000	2	PASS	ND	
PRALLETHRIN	ppm	0.0130	0.1000	0.2	PASS	ND	
PROPICONAZOLE	ppm	0.0050	0.2000	0.4	PASS	ND	
PROPOXUR	ppm	0.0050	0.1000	0.2	PASS	ND	
TOTAL PYRETHRINS	ppm	0.0010	0.5000	1	PASS	ND	
PYRIDABEN	ppm	0.0040	0.1000	0.2	PASS	ND	
TOTAL SPINOSAD	ppm	0.0060	0.1000	0.2	PASS	ND	
SPIROMESIFEN	ppm	0.0080	0.1000	0.2	PASS	ND	
SPIROTETRAMAT	ppm	0.0060	0.1000	0.2	PASS	ND	
SPIROXAMINE	ppm	0.0040	0.2000	0.4	PASS	ND	
TEBUCONAZOLE	ppm	0.0040	0.2000	0.4	PASS	ND	
THIACLOPRID	ppm	0.0060	0.1000	0.2	PASS	ND	
THIAMETHOXAM	ppm	0.0060	0.1000	0.2	PASS	ND	
TRIFLOXYSTROBIN	ppm	0.0060	0.1000	0.2	PASS	ND	
CHLORFENAPYR	ppm	0.0270	0.5000	1	PASS	ND	
CYFLUTHRIN	ppm	0.0150	0.5000	1	PASS	ND	L1

This Kaycha Labs Certification shall not be reproduced, unless in its entirety, without written approval from Kaycha Labs. The results relate only to the material or product analyzed. ND=Not Detected, ppm=Parts Per Million, ppb=Parts Per Billion, RSD=Relative Standard Deviation. Limit of Detection (LOD) and Limit Of Quantitation (LOQ) are terms used to describe the smallest concentration that can be detected and reliably measured by an analytical procedure, respectively. Action Levels are State-determined thresholds based on the action limits published in Table 3.1 of 9 A.A.C. 17 and 9 A.A.C. 18. The Measurement of Uncertainty (MU) error is available from the lab upon request. The "Decision Rule" for pass/fail does not include the MU. Any calculated totals may contain rounding errors. Testing results were obtained according to requirements stated in QMS.100.010.AZ Quality Manual.

Ariel Casey
 Lab Director



State License #
 00000024LCMD66604568
 ISO 17025 Accreditation #
 97164

Signature
 02/22/26




Certificate of Analysis

White Mountain Health Center
 9420 W. Bell RD
 Sun City, AZ, 85351, US
 License #: 00000083ESGB09219996

Sample: TE60219006-002
 Batch #: A9102025

Ordered: 02/19/26
Sampled: 02/19/26
Completed: 02/22/26

PASSED



Pesticide

PASSED

ANALYTES	UNIT	LOD	LOQ	LIMIT	PASS/FAIL	RESULT	QUALIFIER
Analyzed by: 410, 602, 545 Weight: 1.0365g Extraction date: 02/20/26 11:12:03 Extracted by: 803 Analysis Method : SOP.T.30.500, SOP.T.30.104.AZ, SOP.T.40.104.AZ Analytical Batch : TE012817PES Instrument Used : TE-262 - "MS/MS PES/VOL/MYC 2",TE-117 LC - "PES/VOL/MYC 2" Analyzed Date : 02/22/26 10:06:15 Batch Date : 02/20/26 09:17:52							


Dilution : 50
Reagent : 012226.R04; 021226.R23; 012226.R03; 021726.R19; 021626.R03; 020626.R17; 020926.R16; 021226.R25
Consumables : 9479291.043; 8000038072; 120125CH01; 1010628866; 1010609273; GD250003; 527170-JR
Pipette : TE-062 SN:20C50491; TE-064 SN:20B27672 (100-1000uL)

Pesticide screening is carried out using LC-MS/MS (Methods: SOP.T.30.500 for sample homogenization, SOP.T.30.104.AZ for sample prep, and SOP.T.40.104.AZ for analysis on ThermoScientific Altis TSQ with Vanquish UHPLC).

Analyzed by: 410, 602, 545 Weight: 1.0365g Extraction date: 02/20/26 11:12:03 Extracted by: 803 Analysis Method : SOP.T.30.500, SOP.T.30.104.AZ, SOP.T.40.154.AZ Analytical Batch : TE012839VOL Instrument Used : TE-262 "MS/MS - Pest/Myco 2" Analyzed Date : 02/22/26 10:06:43 Batch Date : 02/20/26 16:08:47							
--	--	--	--	--	--	--	--

Dilution : 50
Reagent : 012226.R04; 021226.R23; 012226.R03; 021726.R19; 021626.R03; 020626.R17; 020926.R16; 021226.R25
Consumables : 9479291.043; 8000038072; 120125CH01; 1010628866; 1010609273; GD250003; 527170-JR
Pipette : TE-062 SN:20C50491; TE-064 SN:20B27672 (100-1000uL)

Chlorfenapyr and Cyfluthrin analysis using LC-MS/MS. (Methods: SOP.T.30.500 for sample homogenization, SOP.T.30.104.AZ for sample prep, and SOP.T.40.104.AZ for analysis on ThermoScientific Altis TSQ with Vanquish UHPLC)



Residual Solvents

PASSED

ANALYTES	UNIT	LOD	LOQ	LIMIT	PASS/FAIL	RESULT	QUALIFIER
BUTANES	ppm	159.0000	2400.0000	5000	PASS	ND	
METHANOL	ppm	111.0000	1440.0000	3000	PASS	ND	
PENTANES	ppm	266.5000	2400.0000	5000	PASS	ND	
ETHANOL	ppm	156.6000	2400.0000	5000	PASS	ND	
ETHYL ETHER	ppm	216.1000	2400.0000	5000	PASS	ND	I1
ACETONE	ppm	33.7000	480.0000	1000	PASS	ND	I1
2-PROPANOL	ppm	215.2000	2400.0000	5000	PASS	ND	
ACETONITRILE	ppm	11.4000	196.8000	410	PASS	ND	
DICHLOROMETHANE	ppm	21.8000	288.0000	600	PASS	ND	
HEXANES	ppm	7.6400	139.2000	290	PASS	ND	
ETHYL ACETATE	ppm	187.2000	2400.0000	5000	PASS	ND	
CHLOROFORM	ppm	1.7700	28.8000	60	PASS	ND	
BENZENE	ppm	0.1610	1.0000	2	PASS	ND	
HEPTANE	ppm	247.6000	2400.0000	5000	PASS	ND	
ISOPROPYL ACETATE	ppm	159.5000	2400.0000	5000	PASS	ND	
TOLUENE	ppm	27.0000	427.2000	890	PASS	ND	
XYLENES	ppm	94.5000	1041.6000	2170	PASS	ND	

This Kaycha Labs Certification shall not be reproduced, unless in its entirety, without written approval from Kaycha Labs. The results relate only to the material or product analyzed. ND=Not Detected, ppm=Parts Per Million, ppb=Parts Per Billion, RSD=Relative Standard Deviation. Limit of Detection (LOD) and Limit Of Quantitation (LOQ) are terms used to describe the smallest concentration that can be detected and reliably measured by an analytical procedure, respectively. Action Levels are State-determined thresholds based on the action limits published in Table 3.1 of 9 A.A.C. 17 and 9 A.A.C. 18. The Measurement of Uncertainty (MU) error is available from the lab upon request. The "Decision Rule" for pass/fail does not include the MU. Any calculated totals may contain rounding errors. Testing results were obtained according to requirements stated in QMS.100.010.AZ Quality Manual.

Ariel Casey
 Lab Director



State License #
 00000024LCMD66604568
 ISO 17025 Accreditation #
 97164

Signature
 02/22/26




Certificate of Analysis

White Mountain Health Center
 9420 W. Bell RD
 Sun City, AZ, 85351, US
 License # : 00000083ESGB09219996

Sample: TE60219006-002
 Batch #: A9102025

Ordered: 02/19/26
Sampled: 02/19/26
Completed: 02/22/26

PASSED




Residual Solvents

PASSED

ANALYTES	UNIT	LOD	LOQ	LIMIT	PASS/FAIL	RESULT	QUALIFIER
Analyzed by: 409, 602, 545							
Weight: 0.0207g							
Extraction date: 02/19/26 16:52:06							
Extracted by: 409							
Analysis Method : SOP.T.40.044.AZ Analytical Batch : TE012811SOL Instrument Used : TE-285 "MS - Solvents 2" Analyzed Date : 02/20/26 16:02:43 Batch Date : 02/19/26 15:10:34							
Dilution : N/A Reagent : N/A Consumables : N/A Pipette : N/A							

Residual solvents screening is performed using GC-MS which can detect below single digit ppm concentrations. (Method: SOP.T.40.044.AZ for sample prep and analysis via ThermoScientific 1310-series GC equipped with a TriPlus 500 Headspace autosampler and detection carried out by ISQ7000-series mass spectrometer). Butanes are reported as the sum of n-Butane and Isobutane. Pentanes are reported as the sum of n-Pentane, Isopentane, and Neopentane. Hexanes are reported as the sum of n-Hexane, 2-Methylpentane, 3-Methylpentane, 2,2-Dimethylbutane, and 2,3-Dimethylbutane. Xylenes are reported as the sum of Ethyl Benzene, m-Xylene, p-Xylene, and o-Xylene.




Microbial

PASSED

ANALYTES	UNIT	LOD	LOQ	LIMIT	PASS/FAIL	RESULT	QUALIFIER
SALMONELLA SPP.					PASS	Not Detected in 1g	
ASPERGILLUS FLAVUS					PASS	Not Detected in 1g	
ASPERGILLUS FUMIGATUS					PASS	Not Detected in 1g	
ASPERGILLUS NIGER					PASS	Not Detected in 1g	
ASPERGILLUS TERREUS					PASS	Not Detected in 1g	
ESCHERICHIA COLI (REC)	CFU/g	10.0000	10.0000	100	PASS	ND	
Analyzed by: 409, 602, 545							
Weight: 0.9379g							
Extraction date: 02/21/26 10:18:09							
Extracted by: 545,331							
Analysis Method : SOP.T.40.056B, SOP.T.40.058.FL, SOP.T.40.208, SOP.T.40.209.AZ Analytical Batch : TE012823MIC Instrument Used : TE-234 "bioMérieux GENE-UP" Analyzed Date : 02/22/26 09:58:26 Batch Date : 02/20/26 10:07:09							
Dilution : 10 Reagent : N/A Consumables : N/A Pipette : N/A							

Microbiological screening for bacterial and fungal identification via Polymerase Chain Reaction (PCR) methods consisting of sample DNA amplified via tandem PCR as a crude lysate without purification. (Methods: SOP.T.40.058.AZ for sample prep and screening for Salmonella and Aspergillus sp. via BioMérieux GENE-UP RT-PCR and SOP.T.40.209.AZ for quantitative plating of E. coli on 3M Rapid E. coli Petrifilm).



Mycotoxins

PASSED

ANALYTES	UNIT	LOD	LOQ	LIMIT	PASS/FAIL	RESULT	QUALIFIER
TOTAL AFLATOXINS	ppb	3.0300	10.0000	20	PASS	ND	
AFLATOXIN B1	ppb	3.0300	10.0000	20	PASS	ND	
AFLATOXIN B2	ppb	3.0300	10.0000	20	PASS	ND	
AFLATOXIN G1	ppb	3.0300	10.0000	20	PASS	ND	
AFLATOXIN G2	ppb	3.0300	10.0000	20	PASS	ND	
OCHRATOXIN A	ppb	3.0300	10.0000	20	PASS	ND	

This Kaycha Labs Certification shall not be reproduced, unless in its entirety, without written approval from Kaycha Labs. The results relate only to the material or product analyzed. ND=Not Detected, ppm=Parts Per Million, ppb=Parts Per Billion, RSD=Relative Standard Deviation. Limit of Detection (LOD) and Limit Of Quantitation (LOQ) are terms used to describe the smallest concentration that can be detected and reliably measured by an analytical procedure, respectively. Action Levels are State-determined thresholds based on the action limits published in Table 3.1 of 9 A.A.C. 17 and 9 A.A.C. 18. The Measurement of Uncertainty (MU) error is available from the lab upon request. The "Decision Rule" for pass/fail does not include the MU. Any calculated totals may contain rounding errors. Testing results were obtained according to requirements stated in QMS.100.010.AZ Quality Manual.

Ariel Casey
 Lab Director

State License #
 00000024LCMD66604568
 ISO 17025 Accreditation #
 97164



Signature
 02/22/26




Certificate of Analysis

White Mountain Health Center
 9420 W. Bell Rd
 Sun City, AZ, 85351, US
 License # : 00000083ESGB09219996

Sample: TE60219006-002
 Batch #: A9102025

Ordered: 02/19/26
Sampled: 02/19/26
Completed: 02/22/26

PASSED



Mycotoxins

PASSED

ANALYTES	UNIT	LOD	LOQ	LIMIT	PASS/FAIL	RESULT	QUALIFIER
Analyzed by: 410, 602, 545 Weight: 1.0365g Extraction date: 02/20/26 11:12:03 Extracted by: 803 Analysis Method : SOP.T.30.500, SOP.T.30.104.AZ, SOP.T.40.104.AZ Analytical Batch : TE012840MYC Instrument Used : TE-262 "MS/MS - Pest/Myco 2,TE-117 UHPLC - Pest/Myco 2 Analyzed Date : 02/22/26 10:06:04 Batch Date : 02/20/26 16:09:22 Dilution : 50 Reagent : 012226.R04; 021226.R23; 012226.R03; 021726.R19; 021626.R03; 020626.R17; 020926.R16; 021226.R25 Consumables : 9479291.043; 8000038072; 120125CH01; 1010628866; 1010609273; GD250003; 527170-JR Pipette : TE-062 SN:20C50491; TE-064 SN:20B27672 (100-1000uL)							
Aflatoxins B1, B2, G1, G2, and Ochratoxin A analysis using LC-MS/MS. (Methods: SOP.T.30.500 for sample homogenization, SOP.T.30.104.AZ for sample prep, and SOP.T.40.104.AZ for analysis on ThermoScientific Altis TSQ with Vanquish UHPLC). Total Aflatoxins (sum of Aflatoxins B1, B2, G1, G2) must be <20µg/kg. Ochratoxin must be <20µg/kg.							



Heavy Metals

PASSED

ANALYTES	UNIT	LOD	LOQ	LIMIT	PASS/FAIL	RESULT	QUALIFIER
ARSENIC	ppm	0.0660	0.2000	0.4	PASS	ND	
CADMIUM	ppm	0.0660	0.2000	0.4	PASS	ND	
LEAD	ppm	0.1660	0.5000	1	PASS	ND	
MERCURY	ppm	0.0333	0.1000	0.2	PASS	ND	
Analyzed by: 398, 602, 545 Weight: 0.19g Extraction date: 02/20/26 14:30:19 Extracted by: 398 Analysis Method : SOP.T.30.500, SOP.T.30.084.AZ, SOP.T.40.084.AZ Analytical Batch : TE012825HEA Instrument Used : TE-141 "Wolfgang",TE-260 "Ludwig",TE-307 "Ted" Analyzed Date : 02/21/26 14:55:13 Batch Date : 02/20/26 10:28:13 Dilution : 50 Reagent : 122624.32; 021926.R06; 021726.R09; 022026.R11; 111125.03; 012626.08; 090222.04 Consumables : H109203-1; 060225CH01; 1010532262; 1010435125; GD240004 Pipette : TE-063 SN:20C50490 (20-200uL); TE-110 SN:20B18338 (100-1000uL); TE-169 SN: 20B16352 (Nitric Acid)							
Heavy Metals screening is performed using ICP-MS (Inductively Coupled Plasma - Mass Spectrometer) which can screen down to below single digit ppb concentrations for regulated heavy metals. (Methods: SOP.T.30.500 for sample homogenization, SOP.T.30.084.AZ for sample prep by microwave digestion, and SOP.T.40.084.AZ for analysis by ThermoScientific iCAP RQ ICP-MS).							

CONFIDENT CANNABIS QR

* Confident Cannabis sample ID: 2602KLAZ0220.1160



Ariel Casey
 Lab Director

State License #
 00000024LCMD66604568
 ISO 17025 Accreditation #
 97164



Signature
 02/22/26