

SAMPLE NAME: Live Resin

SAMPLE ID: A23H0119-02

CCB ID: 2308OPT2791.11027

CULTIVATOR/MANUFACTURER

Business Name: Ponderosa Botanical Care

License: 00000109ESVM44878444

SAMPLE DETAIL

Date Collected: 8/16/2023 1:52:42PM

Matrix: Live Resin


Strain: Mac 1

Ex. Lot ID: N/A

Batch#: LLR-MAC01

Batch Size: N/A

Other Information:



Scan QR code to verify authenticity of results.

CANNABINOID ANALYSIS SUMMARY

Total THC: 73.122%

d9-THC + (THCa * 0.877)

Total CBD: ND

CBD + (CBDa * 0.877)

Total Cannabinoids: 76.280%

CBD + CBG + CBN + CBDa + CBGa
+ THCa + THCv + d8THC + d9THC

SAFETY ANALYSIS SUMMARY

Microbials: PASS


Mycotoxins: PASS

Metals: PASS

Solvents: PASS

Pesticides: PASS

Data Reviewed by Symone Whalin, Technical Laboratory Director



OnPoint Laboratories LLC | 501 S Main Street, Snowflake, AZ | (928) 457-0222 | <https://www.onpointlaboratories.com> | License #: 00000006LCXI00549589

The results included here represent laboratory testing data and are not compensated for uncertainty. It is the responsibility of the end user to determine if the use of this data is appropriate for the specific application and the intended use. Testing results were obtained using approved methods according to requirements in the quality assurance plan in R9-17-404.05, in the applicable standard operating procedure, and in R9-17-404.03 or R9-17-404.04. Results relate only to the samples received. The report shall not be reproduced except in full without approval of the laboratory to provide assurance that parts of the report are not taken out of context. Limits and required tests are referenced from Laws 2019, Ch. 318, revised A.R.S. Title 36, Chapter 28.1 Q3 testing result is for information purposes only and cannot be used to satisfy dispensary testing requirements in R9-17-317.01(A) or labelling requirements in R9-17-317-Q3.



73.122%	76.280%
Total THC	Total Cannabinoids <small>*Q3 Informational use only</small>
ND	N/A
Total CBD	Moisture <small>*Q3 Informational use only</small>

CANNABINOID TEST RESULTS

Date Analyzed: 08/17/23 16:59; Method: Agilent 1260 LC

Analyte	Qualifier	LOQ	Result	Result
		%	%	mg/g
delta 9-THC		0.030000	73.122	731.22
THCA		0.030000	ND	ND
CBD		0.020000	ND	ND
CBDA		0.020000	ND	ND
CBN	Q3M2	0.0040000	ND	ND
delta 8-THC	Q3	0.030000	ND	ND
CBG	Q3	0.0040000	1.9580	19.58
CBGA	Q3	0.0040000	ND	ND
THCV	Q3	0.0040000	1.1999	12.00
Total CBD		0.030000	ND	ND
Total THC		0.030000	73.122	731.22
Total		0.0040000	76.280	762.80


HEAVY METALS TEST RESULTS

Pass

Date Analyzed: 08/17/23 15:48; Method: Agilent 7800 ICP MS

Analyte	Qualifier	LOQ	Limit	Result	Status
		ppb	ppb	ppb	
Arsenic		200	400	ND	Pass
Cadmium		200	400	ND	Pass
Lead	L1	500	1000	ND	Pass
Mercury		600	1200	ND	Pass

Data Reviewed by Symone Whalin, Technical Laboratory Director




PESTICIDES TEST RESULTS

Pass

Date Analyzed: 08/18/23 03:16; Method: Agilent 1260 LC 6470BMS

Analyte	Qualifier	LOQ	Limit	Result	Status	Analyte	Qualifier	LOQ	Limit	Result	Status
		ppm	ppm	ppm				ppm	ppm	ppm	
Avermectin B1a	L1, V1	0.250	0.5	ND	Pass	Hexythiazox		0.500	1	ND	Pass
Acephate		0.200	0.4	ND	Pass	Imazalil		0.100	0.2	ND	Pass
Acequinocyl	L1, V1	1.00	2	ND	Pass	Imidacloprid	L1, V1	0.200	0.4	ND	Pass
Acetamiprid		0.100	0.2	ND	Pass	Kresoxim-methyl	R1	0.200	0.4	ND	Pass
Aldicarb		0.200	0.4	ND	Pass	Malathion		0.100	0.2	ND	Pass
Azoxystrobin		0.100	0.2	ND	Pass	Metaxyl		0.100	0.2	ND	Pass
Bifenazate	M1	0.100	0.2	ND	Pass	Methiocarb		0.100	0.2	ND	Pass
Bifenthrin	L1, V1	0.100	0.2	ND	Pass	Methomyl		0.200	0.4	ND	Pass
Boscalid	L1	0.200	0.4	ND	Pass	Myclobutanil		0.100	0.2	ND	Pass
Carbaryl		0.100	0.2	ND	Pass	Naled		0.250	0.5	ND	Pass
Carbofuran		0.100	0.2	ND	Pass	Oxamyl		0.500	1	ND	Pass
Chlorantraniliprole	L1, V1	0.100	0.2	ND	Pass	Paclobutrazol		0.200	0.4	ND	Pass
Chlorfenapyr	L1, V1	0.500	1	ND	Pass	Permethrins	L1, V1	0.100	0.2	ND	Pass
Chlorpyrifos		0.100	0.2	ND	Pass	Phosmet		0.100	0.2	ND	Pass
Clofentezine		0.100	0.2	ND	Pass	Piperonyl Butoxide		1.00	2	1.91	Pass
Cyfluthrin	L1, V1	0.500	1	ND	Pass	Prallethrin	L1, V1	0.100	0.2	ND	Pass
Cypermethrin	L1, V1	0.500	1	ND	Pass	Propiconazole		0.200	0.4	ND	Pass
Daminozide		0.500	1	ND	Pass	Propoxur		0.100	0.2	ND	Pass
DDVP (Dichlorvos)		0.0500	0.1	ND	Pass	Pyrethrins	L1, V1	0.500	1	ND	Pass
Diazinon		0.100	0.2	ND	Pass	Pyridaben		0.100	0.2	ND	Pass
Dimethoate		0.100	0.2	ND	Pass	Spinosad		0.100	0.2	ND	Pass
Ethoprop(hos)		0.100	0.2	ND	Pass	Spiromesifen		0.100	0.2	ND	Pass
Etofenprox	M2	0.200	0.4	ND	Pass	Spirotetramat	L1, V1	0.100	0.2	ND	Pass
Etoxazole		0.100	0.2	ND	Pass	Spiroxamine		0.200	0.4	ND	Pass
Fenoxycarb		0.100	0.2	ND	Pass	Tebuconazole		0.200	0.4	ND	Pass
Fenpyroximate	V1	0.200	0.4	ND	Pass	Thiacloprid		0.100	0.2	ND	Pass
Fipronil	V1	0.200	0.4	ND	Pass	Thiamethoxam		0.100	0.2	ND	Pass
Flonicamid		0.500	1	ND	Pass	Trifloxystrobin		0.100	0.2	ND	Pass
Fludioxonil	V1	0.200	0.4	ND	Pass						

MYCOTOXINS TEST RESULTS

Pass

Date Analyzed: 08/18/23 03:16; Method: Agilent 1260 LC 6470BMS

Analyte	Qualifier	LOQ	Limit	Result	Status
		ppb	ppb	ppb	
Aflatoxin B1	V1	10.0		ND	
Aflatoxin B2		10.0		ND	
Aflatoxin G1		10.0		ND	
Aflatoxin G2		10.0		ND	
Ochratoxin A	V1	10.0	20	ND	Pass
Total Aflatoxins		10.0	20	ND	Pass

Data Reviewed by Symone Whalin, Technical Laboratory Director




RESIDUAL SOLVENTS TEST RESULTS

Pass

Date Analyzed: 08/18/23 00:04; Method: Agilent Intuvo 9000 GC 5977BMS

Analyte	Qualifier	LOQ	Limit	Result	Status
		ppm	ppm	ppm	
Acetone	M1	500.0	1000	ND	Pass
Acetonitrile		205.0	410	ND	Pass
Benzene		1,000	2	ND	Pass
Butanes	M1	2,500	5000	ND	Pass
Chloroform		30.00	60	ND	Pass
Dichloromethane		300.0	600	ND	Pass
Ethanol		2,500	5000	ND	Pass
Ethyl acetate		2,500	5000	ND	Pass
Ethyl ether		2,500	5000	ND	Pass
Heptane		2,500	5000	ND	Pass
Hexanes		145.0	290	ND	Pass
Isopropyl acetate		2,500	5000	ND	Pass
Methanol		1,500	3000	ND	Pass
Pentanes		2,500	5000	ND	Pass
2-Propanol (IPA)		2,500	5000	ND	Pass
Propane		2,500	5000	ND	Pass
Toluene		445.0	890	ND	Pass
Xylenes		1,085	2170	ND	Pass

MICROBIALS TEST RESULTS

Pass

Date Analyzed: 08/18/23 12:01; Method: 3M Petrifilm

Analyte	Qualifier	Limit	Result	Status
		cfu/g	cfu/g	
Escherichia coli		100	<40 CFU/g	Pass
Salmonella spp.		Detectable in 1 gram	Not detected in 1 gram	Pass
Aspergillus terreus		Detectable in 1 gram	Not detected in 1 gram	Pass
Aspergillus niger		Detectable in 1 gram	Not detected in 1 gram	Pass
Aspergillus fumigatus		Detectable in 1 gram	Not detected in 1 gram	Pass
Aspergillus flavus		Detectable in 1 gram	Not detected in 1 gram	Pass

Data Reviewed by Symone Whalin, Technical Laboratory Director