



Regulatory Compliance Testing CERTIFICATE OF ANALYSIS

DATE ISSUED: 04/22/2023

SAMPLE NAME: Oreoz Mints Flower/Preroll

2304OPT1533.6067

Matrix: Plant | Type: Flower - Cured
Strain Name: Oreoz Mints | Classification:

CULTIVATOR/MANUFACTURER:

Business Name: Arizona Nectar Farms
License: 00000126DCSO00060479

Address: 4116 E Superior Ave, Suite D, Phoenix, AZ 85040

SAMPLE DETAIL:

Batch Number:
ORM230315H

Date Received:
04/15/2023

Batch Size:

External Lot ID:

Sample Size:

Other Information:

Unit Mass:
g



Scan QR code to verify authenticity of results.

CANNABINOID ANALYSIS SUMMARY

Total THC: 24.9382%
Δ9-THC + (THCa * 0.877)

Total Cannabinoids: 28.6544%
CBD + CBDa + CBG + CBGa + CBN + Δ8-THC + Δ9-THC + THCa + THCv

Total CBD: ND
CBD + (CBDa * 0.877)

SAFETY ANALYSIS SUMMARY

Pesticides: Pass

Heavy Metals: Pass

Moisture: Not Tested

Mycotoxins: Not Tested

Residual Solvents: Not Tested

Water Activity: Not Tested

Microbials: Pass

Foreign Material: Not Tested

TERPENE ANALYSIS SUMMARY

40 TESTED, TOP 3 SHOWN

β-Caryophyllene: 5.542 mg/g

α-Humulene: 1.826 mg/g

Linalool: 1.654 mg/g



Data Reviewed by Cathleen Cover, Lab Director *Cathleen Cover*



CANNABINOID TEST RESULTS: 04/16/2023

Method:

24.9382%	28.6544%
Total THC	Total Cannabinoids
ND	NT
Total CBD	Moisture (Q3)

Analyte	Qualifier	LOQ	Result	Result
		%	%	mg/g
THCa		0.0300	27.3485	273.485
Δ9-THC		0.0300	0.9536	9.536
Δ8-THC		0.0300	ND	ND
CBDa		0.0200	ND	ND
CBD		0.0200	ND	ND
CBN		0.0040	ND	ND
CBG		0.0040	ND	ND
CBGa		0.0040	0.3523	3.523
THCV		0.0040	ND	ND
Total THC				
Total CBD				
Total			28.6544	286.5440

Data Reviewed by Cathleen Cover, Lab Director *Cathleen Cover*



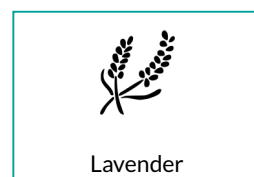




TERPENES TEST RESULTS: 04/15/2023

Method: Agilent Intuvo 9000 gas chromatography direct injection

Analyte	Qualifier	LOQ	Result	Result
		%	%	mg/g
α-Pinene	Q3	0.0400	<LOQ	<LOQ
Camphene	Q3	0.0400	ND	ND
Sabinene	Q3	0.0400	ND	ND
β-Pinene	Q3	0.0400	<LOQ	<LOQ
β-Myrcene	Q3	0.0400	0.0887	0.887
α-Phellandrene	Q3	0.0400	ND	ND
3-Carene	Q3	0.0400	ND	ND
α-Terpinene	Q3	0.0400	ND	ND
Ocimene	Q3	0.0400	ND	ND
δ-Limonene	Q3	0.0400	0.1077	1.077
cis-Ocimene	Q3	0.0400	<LOQ	<LOQ
Eucalyptol	Q3	0.0400	ND	ND
1,4-Cineole	Q3	0.0400	ND	ND
γ-Terpinene	Q3	0.0400	ND	ND
Terpinolene	Q3	0.0400	<LOQ	<LOQ
Sabinene Hydrate	Q3	0.0400	ND	ND
Linalool	Q3	0.0400	0.1654	1.654
Fenchone	Q3	0.0400	ND	ND
Endo-Fenchyl Alcohol	Q3	0.0400	0.0462	0.462
Isopulegol	Q3	0.0400	ND	ND
Camphor	Q3	0.0400	ND	ND
Isoborneol	Q3	0.0400	ND	ND
Menthol	Q3	0.0400	ND	ND
Borneol	Q3	0.0400	<LOQ	<LOQ
α-Terpineol	Q3	0.0400	0.0488	0.488
γ-Terpineol	Q3	0.0400	ND	ND
Nerol	Q3	0.0400	ND	ND
Geraniol	Q3	0.0400	<LOQ	<LOQ
Pulegone	Q3	0.0400	ND	ND
Geranyl Acetate	Q3	0.0400	ND	ND
Farnesene	Q3	0.0400	ND	ND
α-Cedrene	Q3	0.0400	ND	ND
β-Caryophyllene	Q3	0.0400	0.5542	5.542
α-Humulene	Q3	0.0400	0.1826	1.826
Valencene	Q3	0.0400	ND	ND
cis-Nerolidol	Q3	0.0400	ND	ND
Guaiol	Q3	0.0400	ND	ND
Caryophyllene Oxide	Q3	0.0400	ND	ND
Cedrol	Q3	0.0400	ND	ND
α-Bisabolol	Q3	0.0400	0.0702	0.702
Total			1.2638	12.638

Primary Aromas



Data Reviewed by Cathleen Cover, Lab Director *Cathleen Cover*





Regulatory Compliance Testing CERTIFICATE OF ANALYSIS

DATE ISSUED: 04/22/2023

MICROBIALS TEST RESULTS: 04/15/2023

Pass

Method: BioRad qPCR

Analyte	Qualifier	Limits/Units	Result	Final Result
E. Coli		CFU/g 100	CFU/g <40.0000	Pass
Yeast & Mold	Q3		NR	NT

Analyte	Qualifier	Limits/Units	Result	Final Result
Salmonella		Not Detected in 1g	Not Detected	Pass
Aspergillus		Not Detected in 1g	Not Detected	Pass

OnPoint
LABORATORIES



Data Reviewed by Cathleen Cover, Lab Director *Cathleen Cover*





OnPoint
LABORATORIES

Regulatory Compliance Testing CERTIFICATE OF ANALYSIS

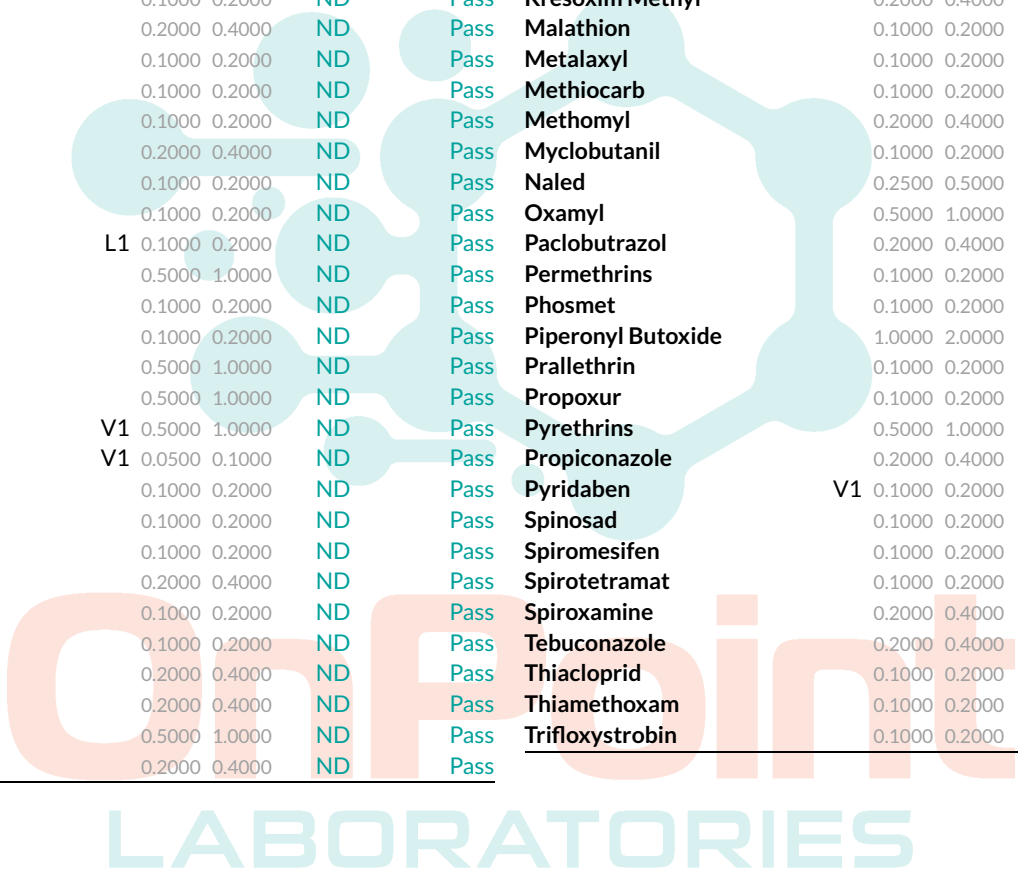
DATE ISSUED: 04/22/2023

PESTICIDES TEST RESULTS: 04/16/2023

Pass

Method: Agilent Ultivo LC/MS

Pesticides	Qualifier	LOQ	Limit	Result	Final Result	Pesticides	Qualifier	LOQ	Limit	Result	Final Result
		PPM	PPM	PPM				PPM	PPM	PPM	
Abamectin	L1	0.2500	0.5000	ND	Pass	Hexythiazox		0.5000	1.0000	ND	Pass
Acephate		0.2000	0.4000	ND	Pass	Imazalil		0.1000	0.2000	ND	Pass
Acequinocyl		1.0000	2.0000	ND	Pass	Imidacloprid		0.2000	0.4000	ND	Pass
Acetamiprid		0.1000	0.2000	ND	Pass	Kresoxim Methyl		0.2000	0.4000	ND	Pass
Aldicarb		0.2000	0.4000	ND	Pass	Malathion		0.1000	0.2000	ND	Pass
Azoxystrobin		0.1000	0.2000	ND	Pass	Metalaxyl		0.1000	0.2000	ND	Pass
Bifenazate		0.1000	0.2000	ND	Pass	Methiocarb		0.1000	0.2000	ND	Pass
Bifenthrin		0.1000	0.2000	ND	Pass	Methomyl		0.2000	0.4000	ND	Pass
Boscalid		0.2000	0.4000	ND	Pass	Myclobutanil		0.1000	0.2000	ND	Pass
Carbaryl		0.1000	0.2000	ND	Pass	Naled		0.2500	0.5000	ND	Pass
Carbofuran		0.1000	0.2000	ND	Pass	Oxamyl		0.5000	1.0000	ND	Pass
Chlorantraniliprole	L1	0.1000	0.2000	ND	Pass	Paclobutrazol		0.2000	0.4000	ND	Pass
Chlorfenapyr		0.5000	1.0000	ND	Pass	Permethrins		0.1000	0.2000	ND	Pass
Chlorpyrifos		0.1000	0.2000	ND	Pass	Phosmet		0.1000	0.2000	ND	Pass
Clofentezine		0.1000	0.2000	ND	Pass	Piperonyl Butoxide		1.0000	2.0000	ND	Pass
Cyfluthrin		0.5000	1.0000	ND	Pass	Prallethrin		0.1000	0.2000	ND	Pass
Cypermethrin		0.5000	1.0000	ND	Pass	Propoxur		0.1000	0.2000	ND	Pass
Daminozide	V1	0.5000	1.0000	ND	Pass	Pyrethrins		0.5000	1.0000	ND	Pass
DDVP	V1	0.0500	0.1000	ND	Pass	Propiconazole		0.2000	0.4000	ND	Pass
Diazinon		0.1000	0.2000	ND	Pass	Pyridaben	V1	0.1000	0.2000	ND	Pass
Dimethoate		0.1000	0.2000	ND	Pass	Spinosad		0.1000	0.2000	ND	Pass
Ethoprophos		0.1000	0.2000	ND	Pass	Spiromesifen		0.1000	0.2000	ND	Pass
Etofenprox		0.2000	0.4000	ND	Pass	Spirotetramat		0.1000	0.2000	ND	Pass
Etoxazole		0.1000	0.2000	ND	Pass	Spiroxamine		0.2000	0.4000	ND	Pass
Fenoxycarb		0.1000	0.2000	ND	Pass	Tebuconazole		0.2000	0.4000	ND	Pass
Fenpyroximate		0.2000	0.4000	ND	Pass	Thiacloprid		0.1000	0.2000	ND	Pass
Fipronil		0.2000	0.4000	ND	Pass	Thiamethoxam		0.1000	0.2000	ND	Pass
Flonicamid		0.5000	1.0000	ND	Pass	Trifloxystrobin		0.1000	0.2000	ND	Pass
Fludioxonil		0.2000	0.4000	ND	Pass						



Data Reviewed by Cathleen Cover, Lab Director *Cathleen Cover*





Regulatory Compliance Testing CERTIFICATE OF ANALYSIS

DATE ISSUED: 04/22/2023

HEAVY METALS TEST RESULTS: 04/16/2023

Pass

Method: Agilent 7800 ICP MS

Analyte	Qualifier	LOQ	Limit	Result	Final Result
		PPB	PPB	PPB	
Arsenic		200.00	400.00	ND	Pass
Cadmium		200.00	400.00	<LOQ	Pass
Lead	L1	500.00	1000.00	<LOQ	Pass
Mercury		600.00	1200.00	<LOQ	Pass



Data Reviewed by Cathleen Cover, Lab Director *Cathleen Cover*

